

St. Louis Cardinals™



NL CENTRAL DIVISION
CHAMPIONS™

St. Louis Cardinals

2023 SCHEDULE

MARCH/APRIL	SUN	MON	TUE	WED	THU	FRI	SAT
	26	27	28	29	30 @ TOR 3:10	31	1 @ TOR 1:15
	2 @ TOR 1:15	3 @ ATL 6:45	4 @ ATL 6:45	5 @ ATL 12:15	6	7 @ MIL 7:10	8 @ MIL 6:10
	9 @ MIL 1:10	10 @ COL 7:40	11 @ COL 7:40	12 @ COL 2:10	13 @ PIT 6:45	14 @ PIT 7:15	15 @ PIT 1:15
	16 @ PIT 1:15	17 @ ARI 6:45	18 @ ARI 6:45	19 @ ARI 12:15	20	21 @ SEA 9:10	22 @ SEA 8:40
	23 @ SEA 3:10	24 @ SF 8:45	25 @ SF 8:45	26 @ SF 8:45	27 @ SF 2:45	28 @ LAD 9:10	29 @ LAD 8:10

MAY	SUN	MON	TUE	WED	THU	FRI	SAT
		1	2 @ LAA 6:45	3 @ LAA 6:45	4 @ LAA 12:15	5 @ DET 7:15	6 @ DET 1:15
	7 @ DET 1:15	8 @ CHC 6:40	9 @ CHC 6:40	10 @ CHC 6:40	11	12 @ BOS 6:10	13 @ BOS 3:10
	14 @ BOS 6:08	15 @ MIL 6:45	16 @ MIL 6:45	17 @ MIL 6:45	18 @ LAD 6:45	19 @ LAD 7:15	20 @ LAD 6:15
	21 @ LAD 1:15	22 @ CIN 5:40	23 @ CIN 5:40	24 @ CIN 5:40	25 @ CIN 11:35	26 @ CLE 6:10	27 @ CLE 6:15
	28 @ CLE 12:40	29 @ KC 1:15	30 @ KC 6:45	31			

JUNE	SUN	MON	TUE	WED	THU	FRI	SAT
					1	2 @ PIT 6:05	3 @ PIT 3:05
	4 @ PIT 10:35	5 @ TEX 7:05	6 @ TEX 7:05	7 @ TEX 7:05	8	9 @ CIN 7:15	10 @ CIN 1:15
	11 @ CIN 1:15	12 @ SF 6:45	13 @ SF 6:45	14 @ SF 12:15	15	16 @ NYM 6:10	17 @ NYM 3:10
	18 @ NYM 12:40	19 @ WSH 3:05	20 @ WSH 6:05	21 @ WSH 3:05	22	23	24 @ CHC 12:10
	25 @ CHC 9:10AM	26	27 @ HOU 6:45	28 @ HOU 6:45	29 @ HOU 6:15	30 @ NYN 7:15	

JULY	SUN	MON	TUE	WED	THU	FRI	SAT
							1 @ NYN 1:15
	2 @ NYN 1:15	3 @ MIA 5:40	4 @ MIA 12:10	5 @ MIA 5:40	6 @ MIA 5:40	7 @ CWS 7:10	8 @ CWS 1:10
	9 @ CWS 1:10	ALL STAR WEEK				14 @ WSH 7:15	15 @ WSH 6:15
	16 @ WSH 1:15	17 @ MIA 6:45	18 @ MIA 6:45	19 @ MIA 1:15	20 @ CHC 7:05	21 @ CHC 1:20	22 @ CHC 1:20
	23 @ CHC 1:20	24 @ ARI 8:40	25	26 @ ARI 8:40	27 @ CHC 6:45	28 @ CHC 7:15	29 @ CHC 6:15
	30 @ CHC 1:15	31					

AUGUST	SUN	MON	TUE	WED	THU	FRI	SAT
			1 @ MIN 6:45	2 @ MIN 6:45	3 @ MIN 6:45	4 @ COL 7:15	5 @ COL 6:15
	6 @ COL 1:15	7	8 @ TB 5:40	9 @ TB 5:40	10 @ TB 5:40	11 @ KC 7:10	12 @ KC 6:15
	13	14 @ OAK 6:45	15 @ OAK 6:45	16 @ OAK 5:45	17 @ NYM 6:15	18 @ NYM 7:15	19 @ NYM 6:15
	20 @ NYM 1:15	21 @ PIT 6:05	22 @ PIT 6:05	23 @ PIT 11:35	24	25 @ PHI 6:05	26 @ PHI 6:15
	27 @ PHI 12:35	28 @ SD 6:45	29 @ SD 6:45	30 @ SD 1:15	31		

SEPT/OCT	SUN	MON	TUE	WED	THU	FRI	SAT
						1 @ PIT 7:15	2 @ PIT 6:15
	3 @ PIT 1:15	4	5 @ ATL 6:20	6 @ ATL 6:20	7 @ ATL 6:20	8 @ CIN 5:40	9 @ CIN 5:40
	10 @ CIN 12:40	11 @ BAL 5:35	12 @ BAL 5:35	13 @ BAL 5:35	14	15 @ PHI 7:15	16 @ PHI 6:15
	17 @ PHI 1:15	18 @ MIL 6:45	19 @ MIL 6:45	20 @ MIL 6:45	21 @ MIL 12:15	22 @ SD 8:40	23 @ SD 7:40
	24 @ SD 3:10	25	26 @ MIL 6:40	27 @ MIL 6:40	28 @ MIL 6:40	29 @ CIN 7:15	30 @ CIN 6:15
	1 @ CIN 2:15						

HOME **AWAY** Game times subject to change
All Game Times are Central Time

■ June 24-25 Played in London, England

All games broadcast on KMOX 1120 AM / 98.7 FM and the Cardinals Radio Network

All home games broadcast in Spanish on WJWR 880AM.

Ⓡ = Bally Sports Midwest
F = FOX
E = ESPN or ESPN2
P = Peacock
A+ = Apple TV+

St. Louis Cardinals



PAUL GOLDSCHMIDT

2022 NATIONAL LEAGUE MOST VALUABLE PLAYER



SCOTT ROLEN THIRD BASEMAN

FULL NAME: Scott Bruce Rolen

HEIGHT: 6-4 **WEIGHT:** 245

BATTED: Right **THREW:** Right

BORN: April 4, 1975 in Evansville, Indiana

YEARS WITH CARDINALS: 2002-07

HALL OF FAME: Inducted as a Player in 2023 (Voted by BBWAA on 297/389 ballots)

UNIFORM NUMBERS WORN: Phillies: 6 (1996) & 17 (1997-2002);

Cardinals: 16 (2002) & 27 (2002-07); Blue Jays: 33 (2008-09); Reds: 27 (2009-12)



Third base is the most underrepresented position in the National Baseball Hall of Fame.

Former Cardinals standout Scott Rolen has bucked that trend – elected by the Baseball Writers Association of America on Jan. 24, 2023, in his sixth year of eligibility. He received 297 votes among the 389 ballots submitted (76.3%) and will be 18th third baseman enshrined in Cooperstown, New York, on July 23.

In parts of six seasons in St. Louis from 2002 to 2007, Rolen cemented his status as the best all-around third baseman of his generation. He was a key component on teams that won four National League Central Division titles, two pennants and the 2006 World Series.

The Cardinals acquired Rolen and pitcher Doug Nickle from the Philadelphia Phillies, with whom he debuted in 1996 and was named unanimous N.L. Rookie of the Year the following season, in exchange for infielder Placido Polanco and pitchers Bud Smith and Mike Timlin on July 29, 2002. Growing up in Jasper, Indiana, Rolen rooted for the Cardinals. So, it was a childhood dream come true when he was traded to his favorite team a three-hour drive west of his hometown.

Rolen enjoyed his finest season in 2004, when he posted career highs of a .314 batting average, .409 on-base percentage, .598 slugging percentage, 34 home runs and 124 RBI (second in the league). He was the top vote-getter in National League All-Star balloting and finished fourth in Most Valuable Player voting – sandwiched between Cardinals first baseman Albert Pujols and center fielder Jim Edmonds. The trio fittingly was nicknamed “MV3.”

Rolen propelled the Cardinals to the 2004 World Series when he blasted a game-winning two-run homer off Roger Clemens of the Houston Astros in the sixth inning of Game 7 of the NLCS.

A left shoulder injury derailed Rolen’s 2005 season, but he bounced back to bat .296 with 22 home runs and 95 RBI the following year. He put together a 10-game hitting streak to close out the 2006 postseason (the last five games of the NLCS and all five of the World Series), batting at a .421 clip (8-for-19) with three doubles, one homer and two RBI in the Fall Classic against the Detroit Tigers. His run-scoring single in the seventh inning of Game 5 sealed a 4-2 victory and the Cardinals’ first world championship since 1982.

On Jan. 14, 2008, the Cardinals traded Rolen to the Toronto Blue Jays for fellow third baseman Troy Glaus. Rolen subsequently played for the Cincinnati Reds from 2009 to 2012, capping his 17-year career.

Rolen’s lifetime WAR of 70.1 ranks 10th among third basemen in Major League Baseball history. The seven-time All-Star slashed .281/.364/.490 with 2,077 hits, 517 doubles, 43 triples, 316 home runs and 1,287 RBI in 2,038 games. He was regarded as a plus baserunner. An equally steady and flashy defender, Rolen earned eight Gold Gloves – four of them with St. Louis – behind only Hall of Famers Brooks Robinson of the Baltimore Orioles (16) and Mike Schmidt of the Phillies (10) and Nolan Arenado of the Cardinals (10) at the hot corner.

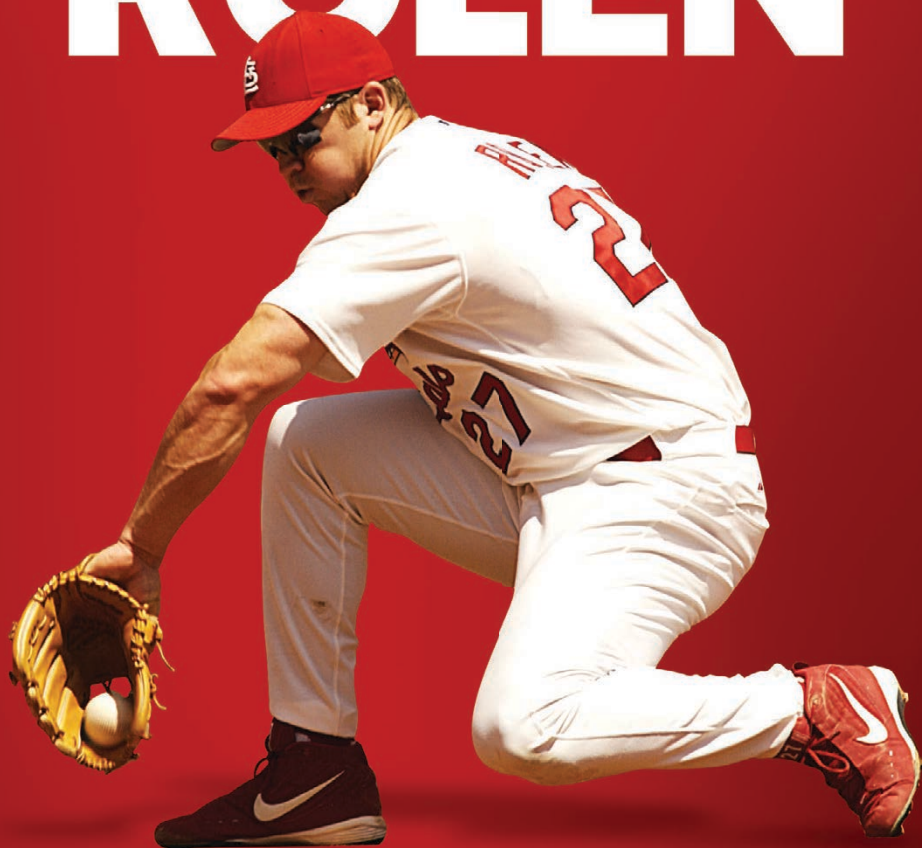
Rolen was selected as the third baseman on the All-Busch Stadium II team over fellow Cardinals Hall of Famers Mike Shannon and Joe Torre as well as Terry Pendleton and Ken Reitz. In 661 games with St. Louis, Rolen batted .286 with 111 home runs and 453 RBI. He was inducted into the Cardinals Hall of Fame in 2019.

Rolen is the sixth former player with ties to the Cardinals to be elected to the Hall of Fame in the last five years, joining relief pitcher Lee Smith (2019), catcher Ted Simmons (2020), outfielder Larry Walker (2020), pitcher Jim Kaat (2022) and outfielder Minnie Miñoso (2022). Rolen is the 54th person overall with ties to the Cardinals to be so honored – and the first third baseman.

Rolen made extraordinary advances on the Hall of Fame ballot, climbing from just 10.2% his first year in 2018 to 17.2%, 35.3%, 52.9% and 63.2% from 2019-22. In the history of the BBWAA voting process, he is the first player to have received less than 15% support on his first ballot and gone on to be elected by the writers.



SCOTT ST. LOUIS CARDINALS: 2002-2007 ROLEN



CONGRATULATIONS ON YOUR ELECTION
TO THE NATIONAL BASEBALL HALL OF FAME
INDUCTION CLASS OF 2023



ST. LOUIS CARDINALS 2023 MEDIA GUIDE



TABLE OF CONTENTS

Schedule, 2023	Inside Front Cover	Cardinals Management Bios	9 - 12
Staff Directory	5 - 8	Baseball Operations Staff Bios	13 - 23

THE 2023 ST. LOUIS CARDINALS

Manager Oliver Marmol's Biography	26 - 27	Milestones	50
Coaches' Biographies	28 - 45	Birthdays & Anniversaries	51
Roster	46 - 49	Player Profiles	54 - 243

PLAYER DEVELOPMENT AND MINOR LEAGUE SYSTEM

Player Development Staff	246 - 257	Minor League Player & Pitcher Award Winners	267
Cardinals Minor League Records	258 - 265	2022 Draft Picks & First-Round Picks 1965-Present	268
Kissell & Top 30 Cardinals Prospects	266	Minor League Player Biographies	269 - 318

2022 SEASON IN REVIEW

Final Standings	322	Leaders - Batting & Pitching	329
Record vs. Opponents	322	Highs and Lows	330
Won-Loss Breakdown	323	Detailed Hitting	331
Record When	323	Games Started By Position and in Batting Order	332
Scoring By Inning	323	Detailed Defense	333
Day-By-Day	324 - 327	Transactions	334 - 337
Final Statistics - Batting	328	Qualifications & Regulations	338
Final Statistics - Pitching	329		

RECORDS AND HISTORY

Where They Finished	340 - 341	Most Opening Day Starts	355
Record by Decade	341	Club Records	356 - 357
Best/Worst Win Pct. By Month (Since 1966)	341	Last Time It Happened	358 - 359
Pitching - All-Time Top 10	342	Series Sweeps, by Cardinals & Opponents	360 - 361
Pitching - Individual Records - Season	343	Busch Stadium III Leaders, Highs & Lows	362
Pitching - Feats	344	Home Runs at Busch Stadium	363 - 364
Batting - All-Time Top 10	345	Most Valuable Player Winners & Top-10 Finishers	365
Batting - Individual Records - Season	346	Award Winners	366 - 369
Batting - Individual Records - Game	347	Tale of 10,000 Triumphs	370
Batting - Feats	348 - 350	All-Star Game Selections	371 - 372
Offensive Leaders (HR, RBI, SB) by Fielding Position	351	Postseason Results & Leaders	373 - 380
Fielding Leaders by Position (Season)	351	Retired Numbers	381 - 409
Rookie Records	351	Hall of Fame Cardinals & Game Results	410 - 411
Home Runs - Individual Leaders	352	Hall of Fame Managers	413 - 415
Team Highs & Lows Since 1892	353	Cardinals Hall of Fame	416 - 417
Most Seasons with the Cardinals	354	Cardinals All-Time Roster	418 - 427

© Copyright 2023, St. Louis Cardinals L.L.C.

The 2023 St. Louis Cardinals Media Guide was produced by the Cardinals Communications Department. Editorial Contributors: Tom Orf and Tom Schott. Production Coordinator: Lisa Catlin, BrickStreet Creative. Special thanks to Elias Sports Bureau, ESPN, MLB.com, Stats L.L.C., Sports Reference, Arizona Fall League, and National Baseball Hall of Fame and Museum for their contributions. Cover design by Tyler Munie. Printing by Modern Litho. Photos by Taka Yanagimoto, Dan Donovan, Scott Rovak, Ben Munson, Billy Hurst, Bill Greenblatt, UPI, Milo Stewart Jr./National Baseball Hall of Fame and Museum, MLB Photo and Heather Barry/MLB.com. Content is based on information available through March 9, 2023.



Executive Offices:
700 Clark Avenue • St. Louis, MO 63102
(314) 345-9600 • cardinals.com

EXECUTIVE OFFICERS

Chairman & Chief Executive Officer William O. DeWitt Jr.
President..... William O. DeWitt III
 Senior Administrative Assistant Julie Laningham
Senior Vice President & General Counsel Mike Whittle
 Senior Administrative Assistant Grace Kell
 Associate Counsel Nick Garzia
Vice President, Business Development..... Dan Good

BASEBALL OPERATIONS

President of Baseball Operations John Mozeliak
Vice President & General Manager..... Michael Girsch
 Senior Executive Assistant to the President of
 Baseball OperationsLinda Brauer
 Assistant GM/International Scouting Moises Rodriguez
 Assistant GM & Director of Scouting.....Randy Flores
 Assistant GM & Director Player Development.....Gary LaRocque
 Special Assistant to the GM, Player Procurement.....Matt Slater
 Director, Baseball Administration..... John Vuch
 Director International Operations/Administration.....Luis Morales
 Manager, Player Development & Performance..... Emily Wiebe
 Manager, Player CommunicationsMelody Yount
 Manager, Professional Scouting..... Jared Odom
 Manager, Video Operations.....Javier Duren
 Amateur Manager, Domestic Scouting..... Ty Boyles
 Tech Specialist.....Brady Hall

BASEBALL ANALYTICS

Senior Director, Baseball Analytics & SystemsJeremy Cohen
 Project Director, Baseball Development.....Matt Bayer
 Director, Analytics Kevin Seats
 Lead Data Scientist..... Alan Kessler
 Senior Data Scientist..... Garrett Greenwood
 Amateur Scouting Analyst Julia Prusaczyk
 Analyst..... John Kern

BASEBALL SYSTEMS

Senior Lead Application Developer Brian Seyfert
 Lead Analytics Engineer Todd Heitmann
 Lead Data Engineer Nathan Nutter
 Lead Cloud Architect..... John Weeks
 Systems Engineer..... Mike Noel
 Application Developer Austin Lukaschewski
 Analytics Engineer Jack Hanley

TRAVEL & CLUBHOUSE

Director, Team TravelErnie Moore
 Head Clubhouse Manager..... Mark Walsh
 Assistant Equipment Manager..... Andy Bollier
 Home Clubhouse Assistant Patrick Cramer
 Home Clubhouse Assistant Andrew Rettig
 Home Clubhouse Assistant Craig Woehlke
 Visiting Clubhouse Manager..... Rip Rowan
 Video Coordinator, Major Leagues..... Chad Blair
 Assistant Video Coordinator, Major Leagues Dan O'Connor
 Video Room Assistant.....Mike Meier

BASEBALL OPERATIONS (CONTINUED)

PERFORMANCE & MEDICAL

Director of Medical Operations/Head Athletic Trainer ... Adam Olsen
 Director, Performance..... Dr. Robert Butler
 Assistant Athletic Trainer Chris Conroy
 Medical Adm/Assistant Athletic Trainer Keith Joynt
 Assistant Director, Performance Thomas Knox
 Performance Specialist Jason Shutt
 Major League Strength & Conditioning Coach Lance Thomason
 Asst. Major League Strength & Conditioning Coach Frank Witkowski
 Major League Physical Therapist Matt Leonard
 Soft Tissue Specialist.....Cyrus Poitier
 Mental Skills & Well-Being CoordinatorBrian Alazzawi
 Head Team Physician..... Dr. George Paletta
 Major League Medical Services Coordinator Dr. Brian Mahaffey
 Team Orthopedist Dr. Matthew Steffes
 Team Orthopedist Dr. Shalen Kouk
 Team Orthopedist Dr. Lyndon Gross
 Primary Care/Sports Medicine PhysicianDr. Christian Verry
 Primary Care Sports Medicine Physician Dr. Nick Greiner
 Team Chiropractor Dr. Michael E. Murphy
 Team Dentist..... Dr. Dan Bergman
 Team Ophthalmologist..... Dr. Frank Garcia-Ferrer
 Concussion Specialist..... Dr. Brandon Larkin

PLAYER DEVELOPMENT

Assistant GM & Director Player Development.....Gary LaRocque
 Special Advisor, Player DevelopmentRyan Ludwick
 Special Advisor, Player DevelopmentJason Isringhausen
 Special Advisor, Player Development Bryan Eversgerd
 Coordinator, Player DevelopmentAntonio Mujica
 Korean Interpreter..... James Bae
 Minor League Equipment Manager Dave Vonderhaar
 Coordinator of Instruction..... José Oquendo
 Senior Minor League Pitching Coordinator..... Tim Leveque
 Hitting Coordinator Russ Steinhorn
 Assistant Pitching Coordinator..... Dean Kiekhefer
 Jupiter Complex Pitching Coordinator Rick Harig
 Medical Coordinator..... Chris Whitman
 Strength and Conditioning Coordinator Jacqueline Gover
 Rehabilitation Coordinator Victor Kuri
 Technology Integration Coordinator DC MacLea
 Performance Specialist..... Ross Hasegawa
 Rehabilitation Performance Specialist..... Nick Arpino
 Video & Technology SpecialistBrady Hall
 Dominican Republic Medical Coordinator Pedro Betancourt
 Athletic Trainer, Memphis..... Dan Martin
 Athletic Trainer, Springfield..... Alex Wolfinger
 Athletic Trainer, Peoria..... Paden Eveland
 Athletic Trainer, Palm Beach Jeff Case
 Athletic Trainer, Florida Complex League Kiomy Martinez-Ortiz
 Athletic Trainer, Florida Complex LeagueRiku Shabata
 Athletic Trainer, Dominican Summer League..... Albert Navarro
 Strength & Conditioning Coach, Memphis..... Henry Torres III
 Strength & Conditioning Coach, Springfield Spencer Clevenger
 Strength & Conditioning Coach, Peoria..... Ryan Duffy
 Strength & Conditioning Coach, Palm Beach..... Campbell Quirk
 Strength & Conditioning Coach, FCL..... Grace Cullen
 Strength & Conditioning Coach, FCL..... Harben Branco Filho
 Strength & Conditioning Coach, DSL Elvis Hernandez
 Strength & Conditioning Coach, DSL Gerardo De Leon

BASEBALL OPERATIONS (CONTINUED)

PROFESSIONAL SCOUTING

Special Assistant to Scouting Director Jeff Ishii
 Professional Scout Brian Hopkins
 Professional Scout Aaron Klinec
 Professional Scout Deric McKamey
 Professional Scout Craig Richmond
 Professional Scout Joe Rigoli
 Professional Scout Kerry Robinson

AMATEUR SCOUTING

Nat. Crosschecker/Special Asst. to Scouting Dir..... Jamal Strong
 National Crosschecker..... Aaron Loper (Shawnee, OK)
 National Crosschecker..... Zachary Mortimer (Piles Grove, NJ)
 Midwest Region Crosschecker Jabari Barnett (Dallas, TX)
 West Region Crosschecker Aaron Krawiec (Gilbert, AZ)
 Southeast Region Crosschecker..... Clint Brown (Braselton, GA)
 Northeast Region Crosschecker..... Sean Moran (Furlong, PA)
 Area Scout Jason Bryans (Tecumseh, ON)
 Area Scout TC Calhoun (Abingdon, VA)
 Area Scout Scott Cousins (Scottsdale, AZ)
 Area Scout Mike Garciparra (Manhattan Beach, CA)
 Area Scout Dirk Kinney (Lenexa, KS)
 Area Scout Keanan Lamb (Birmingham, AL)
 Area Scout Josh Lopez (West Palm Beach, FL)
 Area Scout Donnie Marbut (Olympia, WA)
 Area Scout Brian Moehler (Atlanta, GA)
 Area Scout Jim Negrych (Phoenixville, PA)
 Area Scout Pete Parise (Dallas, TX)
 Area Scout Stacey Pettis (Brentwood, CA)
 Area Scout Joe Quezada (Houston, TX)
 Area Scout Chris Rodriguez (Los Angeles, CA)
 Area Scout Mauricio Rubio (Chicago, IL)
 Part-Time Scout Juan C Ramos (Caguas, PR)
 Part-Time Scout Paul Ah Yat (Hon, HI)

INTERNATIONAL SCOUTING

Administrator, Dominican Republic Ops..... Aaron Rodriguez
 Senior International Crosschecker Joe Almaraz
 International Crosschecker..... Damaso Espino
 Senior Latin American Crosschecker/DR Scouting Supervisor
 Angel Ovalles
 Latin American Crosschecker/DR Crosschecker..... Alix Martinez
 Venezuela Scouting Supervisor Jose Gonzalez Maestre
 Scout - Colombia/Latin America Carlos Balcazar
 Scout - Mexico Ramon Garcia
 Scout - Japan Isao O'Jimi
 Area Scout - Dominican Republic..... Darluimis Almonte
 Area Scout - Dominican Republic..... Raymi Dient
 Area Scout - Dominican Republic..... Filiberto Fernandez
 Area Scout - Dominican Republic..... Brady Guzman
 Area Scout - Venezuela Wilmer Castillo
 Area Scout - Venezuela Neriell Morillo
 Area Scout - Venezuela Jesus Perez
 Area Scout - Venezuela Estuar Ruiz
 International Technology Specialist Gabriel Corporan

INTERNATIONAL OPERATIONS

Assistant, Dominican Republic Ops Esmeralda Hernandez
 Clubhouse Manager, Dominican Republic Sandy Alvarez
 Head Groundscrew Marcos Zorrilla

FRONT OFFICE



FINANCE & ADMINISTRATION

Sr. Vice President & CFO	Brad Wood
Vice President, Business Strategy & Analytics.....	Mark Murray
Vice President, Accounting and Payroll	John Lowry
Senior Administrative Assistant	Missy Liotta
Director, Risk Management	Rex Carter
Director, Purchasing	Chris Molina
Director, Business Strategy-Analysis	Jennifer Needham
Director, Information Technology.....	Greg Pauli
Manager, Information Technology.....	Angie Bourget
Manager, Accounting.....	Paul Hayden
Supervisor, Accounting.....	Michelle Flach
Supervisor, Financial Reporting & AP	Tracey Sessions
Senior Payroll Accountant.....	Kurt Hoevel
Sr. Analyst, Business Strategy/Analytics	Samantha Ross
Payroll Accountant	Marissa Hoover
Staff Accountant.....	Liz Blase
Staff Accountant.....	Tyler Richert
Accounting Analyst	Michael Klein
Accounts Payable Clerk.....	Patty Cooper
Senior Buyer	Heather Bacon
Buyer.....	Tracy Williams
Coordinator, Purchasing	Jonathan Paterline

STADIUM OPERATIONS

Vice President, Stadium Operations	Matt Gifford
Administrative Assistant.....	Hope Baker
Director, Facility Operations and Planning	Hosei Maruyama
Director, Groundskeeping.....	Bill Findley
Director, Security.....	Philip Melcher
Director, Event Operations.....	Ashleigh Middlebrook
Director, Guest Services and Quality Assurance	Cindy Richards
Project Manager.....	Stanley Ruchalski
Manager, Guest Services	Danielle Amann-Stewart
Manager, Groundskeeping	Justin Scott
Manager, Janitorial Services	Ron Torrey, Jr.
Supervisor, Logistics.....	George Laningham
Supervisor, Grounds Crew	Justin Hatcher
Supervisor, Security.....	Chris Palmer
Manager, Event Operations.....	Jeremy Neel
Coordinator, Facility Operations	Mairead Scanlon
Coordinator, Quality Control	Ashley Angevine
Logistics Coordinator	Niko Marshall
Security Assistant.....	Megan Armstrong
Event Operations Assistant	Laney Thacker
Guest Service Assistant.....	Kristian Hollenbach
Carpenter Foreman.....	Barry Abbett
Mechanical Technician Foreman.....	Ken Biekert
Painter Foreman	Patrick Barrett
Mechanic.....	Elroy Gretzmacher
Carpenter	Joe Schindler
Carpenter	Darin Stephens
Mechanical Technician	Sean Driver
Logistics Crew Lead.....	Jerry Smith
Logistics Crew.....	Jacob Swanson
Grounds Crew.....	Dan Looney
Grounds Crew.....	Terry Moll

CARDINALS CARE & COMMUNITY RELATIONS

Vice President, Community Relations & Executive Director, Cardinals Care	Michael Hall
Administrative Assistant.....	Bonnie Parres
Director, Community Relations.....	Meghan Essman
Manager, Cardinals Care.....	Amanda Small
Manager, Communications & Charity Events.....	Marybeth Johnson
Manager, Community Relations	Lindsey Weber
Cardinals Care Program Administrator.....	Chelsea King
Community Relations Program Coordinator.....	Emily Westlove
Coordinator, Youth Baseball & Softball	Chris Suddeth

EVENT SERVICES & MERCHANDISING

Vice President, Event Services & Merchandising... Vicki Bryant	
Administrative Assistant.....	Sheila Pinskiro
Director, Special Events.....	Jenn Coticchio
Director of Hospitality	Nate Green
Manager & Curator, Hall of Fame Museum.....	Amy Berra
Manager, Special Events Operations	Ethan Barnett
Manager, Retail Operations.....	Linda Johnson
Manager, Tours & Museum Operations	Brittany Schelp
Manager, Hospitality	Leya Ruiz
Supervisor, Retail Operations.....	Austin Heflin
Supervisor, Retail Operations.....	Erik Jaffry
Supervisor, Stadium Tours & Museum Ops	Adam Presswood
Collections Specialist.....	Erin Pruhs
Coordinator, Special Events	Amanda Beaton
Coordinator, Special Events	Brianna Hopper
Coordinator, Special Events	Meagan McVicker
Marketing Coordinator, Cardinals Nation	Megan Stubblefield
Administrative Assistant, Cardinals Nation	Jamie Klein

COMMUNICATIONS

Director, Communications	Brian Bartow
Administrative Assistant.....	Carol Lueke
Assistant Director, Communications.....	Michael Whitty
Manager, Baseball Comm. & Media Services.....	Chris Tunno
Manager, Communications & Public Relations	Carson Shipley
Supervisor, Communications Gameday Associates	Jacob Mayer

HUMAN RESOURCES

Vice President, Human Resources.....	Jayme AB Riestler
Director, DEI & Human Resources	Felicia Lamar
Human Resources Generalist	Lauren Dugan
Human Resources Generalist	Sara Stever
Human Resources Coordinator	Mikayla Blankenship

TICKET SALES, MARKETING & CORPORATE SALES

Senior Vice President, Sales and Marketing..... **Dan Farrell**
Senior Administrative AssistantGail Ruhling
Vice President, Corporate Sales and Broadcasting
..... **Thane van Breusegen**
Director, Promotions & Events..... Megan Eberhart
Director, Partnership Assets & Broadcast AdminKristin Livingston
Director, Account Services & Alumni Relations..... Joe Pfeiffer
Director, Cardinals Radio..... Kyle Dinges
Manager, Promotions & Events..... Kyle Cassidy
Manager, Alumni Relations..... Larry State
Manager, Cardinals Radio Network..... Benjamin Boyd
Senior Account Executive, Corporate Sales.....Nic Zamora
Senior Account Executive, Cardinals RadioAdam Froidl
Supervisor, Kids Clinics & Exec., Account Services.....Gabe Kiley
Account Services Exec./Spanish Broadcast Coord. Celina Allen
Executive, Account Services Jake Aug
Executive, Account Services Whitney Clark
Executive, Account Services Tom Parchomski
Traffic Coordinator, Cardinals Radio Robyn Curtis
Promotion and Event Coordinator.....Bryn Stevens

CONTENT AND PRODUCTION

Director, Content and ProductionTony Simokaitis
Director, Production & Creative Services Craig Wilson
Director, Editorial Content..... Brett McMillan
Director, Fan Entertainment & Corp. Content..... Katie Brandenberg
Manager, Creative Services Tyler Munie
Manager, Content & Advertising ProductionMatt Shead
Manager, Scoreboard Ops & Creative ServicesJared Haukap
Production Services Chip Caray
Content Creator, Scoreboard & Creative Svcs Jonathan Marcus
Graphic Designer Vincent Diplarides
Multimedia Editing Specialist Wes Froeschner
Multimedia Production & Editing SpecialistTravis Hawkins
Multimedia Video Communications Specialist..... Emily Stephens
Production Coordinator.....Michael Langston
Coordinator, Fan EntertainmentCaroline Smith
Mascot Coordinator..... Tim Falkner
Content Creator, Advertising Jodi Willenbrink

MARKETING AND BRAND EXECUTION

Director, Marketing & Brand ExecutionMartin Coco
Director, PhotographyTaka Yanagimoto
Manager, Marketing Melissa Tull
Marketing CoordinatorCatie Kassebaum
Marketing Coordinator Erin Krippene

PUBLICATIONS

Director, Publications Steve Zesch
Senior Editor, Publications..... Jim Gilstrap
Senior Editor, Publications..... Elisabeth Meinecke
Senior Writer, Publications..... Stan McNeal
Business Development Supervisor/Editorial Assoc..... Clarke Taylor
Publications Sales Associate..... Isaac Smith

Vice President, Ticket Sales **Joe Stroh**
Administrative Assistant Lisa Haffer
Director, Group Sales Ryan Eberhart
Director, Ticket Operations Kerry Emerson
Director, Ticket Sales & Retention..... Rob Fasoldt
Director, Premium Sales & Service..... Dolores Scanlon
Manager, All-Inclusive Tickets Mary Clare Bena
Manager, Ticket Fulfillment..... Jamie Brickler
Manager, Ticket Development..... Andrew Dean
Manager, Group Sales Pierce Jefferson
Manager, Season Tickets Lori Rains
Manager, Ticket Partnerships Cullen Speckhals
Manager, Ticket Operations Mike Salony
Manager, Premium Sales & Service..... Julie Stevens
Manager, Theme Tickets Bethany White
Supervisor, Season Tickets Scott Baker
Supervisor, Ticket Development..... Shannon Lacker
Supervisor, Ticket Development..... Alex Stone
Supervisor, Ticket Operations Andrew Waldo
Sr. Account Executive, Season Tickets Jeremy Busby
Sr. Account Executive, Group Sales..... Adele Meyer
Sr. Account Executive, Group Sales Reggie Whitted
Account Executive, Premium Sales & Service Whitney Banker
Account Executive, Premium Sales & Service Brianna Reese
Account Executive, Group Sales Thomas Burton
Account Executive, Group Sales Christian Heutel
Account Executive, Group Sales Thomas McCarty
Account Executive, Group Sales Mudi Munyati
Account Executive, Group Sales Sam Roberts
Account Executive, Group Sales Ty Rogers
Account Executive, Group Sales Matt Zurheide
Account Executive, Season Tickets Nolyn Coughlin
Account Executive, Season Tickets Rasheed DeBord
Account Executive, Season Tickets Justin Frisch
Account Executive, Season Tickets Mitch Handegan
Account Executive, Season Tickets Nathan Mackin
Account Executive, Season Tickets Matt Reisner
Account Executive, Season Tickets Jeanette Wilmes
Account Executive, Season Tickets Luke Gray
Account Executive, Ticket Services..... Nancy Landa
Account Executive, Ticket Services..... Paul Pohlman
Account Executive, Ticket Services..... Andrea Robinson
Account Executive, Ticket Services..... Kelly Walsh
Account Executive, Theme Tickets Shannon Fitzgerald
Direct Sales RepresentativeAlonso Argotte
Direct Sales Representative Sean Ashley
Direct Sales Representative Alex Footé
Direct Sales Representative Jaron Gaston
Direct Sales Representative Steven Gilston
Direct Sales Representative Michael Harvey
Direct Sales Representative Myles Hudson-Bamberg
Direct Sales Representative Bradyn Landreth
Direct Sales Representative Lori Lohman
Direct Sales Representative Nico McLaughlin
Direct Sales Representative Tim Meier
Direct Sales Representative Jake Needham
Direct Sales Representative Nic Roes
Direct Sales Representative Kennedy Sanders
Direct Sales Representative Nicole Smythe
Direct Sales Representative Wyatt Thissen
Direct Sales Representative Jacob Wuelling
Receptionist Courtney Morrison

FRONT OFFICE



WILLIAM O. DEWITT JR.

PRINCIPAL OWNER AND CHIEF EXECUTIVE OFFICER

Bill DeWitt Jr. has served as the Chairman and Chief Executive Officer of the Cardinals since 1996, when he led the purchase of the team from Anheuser Busch, and he and his immediate family acquired controlling interest in the team. DeWitt oversees all baseball, operational, financial and league matters for the team. He is Chairman of the Major League Baseball Finance Committee, former Chairman of the Executive Council, a member of the Competition Committee and served on the Labor Policy Committee which reached agreement with the Players Association on a five-year Collective Bargaining Agreement in 2016. During 2014, he served as Chairman of the Commissioner's Succession Committee. Mr. DeWitt is also a member of the board of the National Baseball Hall of Fame in Cooperstown.

DeWitt, a native St. Louisan, is a graduate of St. Louis Country Day School, received his B.A. Degree in economics from Yale University in 1963, and M.B.A. Degree from Harvard Business School in 1965. As the son of former baseball

executive and team owner William O. DeWitt and Margaret H. DeWitt, he has deep roots in baseball dating back to his childhood. Mr. DeWitt's father began his career with the Cardinals in 1916 and worked in a variety of executive positions under Branch Rickey until the early 1940s when he joined the St. Louis Browns as General Manager. He was twice named Major League Baseball Executive of the Year, was sole owner of the Cincinnati Reds from 1961-67 and majority owner of the Browns from 1949-51 when Bill, Jr. served as the team's bat boy. His uniform (number 1/8) was worn by Eddie Gaedel during his famous pinch hitting appearance on August 19, 1951.

DeWitt, Jr. has been a prior owner of the Baltimore Orioles, Cincinnati Reds and Texas Rangers. He was also a shareholder of the NFL's Cincinnati Bengals and the WHA's Cincinnati Stingers, and has had a long career in private equity with Reynolds DeWitt & Co. and DeWitt Capital Group. He is married to the former Katharine Cramer of St. Louis, and they have four grown children: Katie, Bill, Andrew, and Margot, and 12 grandchildren.

Under his leadership, the Cardinals have had a number of significant achievements, including the following:

- Opened a new spring training facility in Jupiter, Fla., in 1998.
- Purchased the Palm Beach Cardinals of the Single-A Florida State League (A) in 1998.
- Purchased the Springfield Cardinals of the Double-A Texas League (AA) in 2005 and opened Hammons Field in Springfield, Mo.
- Privately financed, built, and opened Busch Stadium in April, 2006.
- Hosted Major League Baseball's 2009 All-Star Game.
- Developed special events business highlighted by concerts by Dave Mathews Band, the Eagles, U2, Paul McCartney, Billy Joel, Metallica, international soccer matches and the National Hockey League Winter Classic.
- Surpassed 3 million in attendance 22 times since 1996, including 17 consecutive seasons from 2004-22 without capacity limitations.
- Won 13 Division Titles (1996, 2000, 2001, 2002, 2004, 2005, 2006, 2009, 2013, 2014, 2015, 2019, 2022), four Wild Cards (2011, 2012, 2020, 2021), four National League Pennants (2004, 2006, 2011, 2013) and two World Championships (2006, 2011).
- Won 75 postseason games, most amongst all National League teams since 1996.
- In 2019, became the only team in Major League Baseball to reach the League Championship Series in 10 of the prior 20 seasons.
- Opened Ballpark Village in March 2014, and Phase II in 2020.
- Purchased the Memphis Redbirds of the Triple-A International League (AAA) in March 2014; subsequently sold 75% of the team in April 2016, and the remaining 25% in 2021.
- Signed a new 15-year rights agreement with Bally Sports Midwest that began in 2018 and includes an equity component as part of the overall transaction.

ADDITIONAL INVESTORS

Andrew N. Baur Family
Stephen F. Brauer
James C. Davis
Frederick O. Hanser
G. Watts Humphrey Jr.

Nick D. Kladis Family
Donna DeWitt Lambert
Michael McDonnell Family
David C. Pratt
Michael E. Pulitzer

Craig R. Stapleton
Mrs. Richard H. Sutphin
Dudley S. Taft
John K. Wallace Jr.



WILLIAM DEWITT, III
PRESIDENT

Bill DeWitt III was named President of the St. Louis Cardinals in March, 2008. In his role as team President, DeWitt oversees all aspects of the team and its affiliates.

He led the effort to develop Ballpark Village, a mixed-use project adjacent to Busch Stadium which opened in 2014. In 2020, the Cardinals, along with their development partner The Cordish Companies, opened Phase II of the project which includes an office tower (The PwC Pennant Building), a 200 room boutique hotel (Live! by Loews), a 29-story luxury apartment tower (One Cardinal Way), a health club (Onelife Fitness), and additional retail and restaurants.

Before his appointment to team President, DeWitt was Sr. Vice President of Business Development with the Cardinals and oversaw the design and construction of the new Busch Stadium, which opened in April, 2006. Prior to

that, he was involved in several merchandising, marketing, and operational projects for the team. DeWitt was also involved in the planning for Roger Dean Chevrolet Stadium in Jupiter, Florida, where the Cardinals conduct Spring Training.

DeWitt, 55, graduated cum laude from Yale University in 1990. He then served as an assistant to William Reilly, head of the U.S. EPA in Washington D.C. He earned an MBA from Harvard Business School in 1995. DeWitt is a board member of the Rawlings Corporation, and his charitable affiliations include Cardinals Care (board chair), Big Brothers Big Sisters of Eastern Missouri, the St. Louis Sports Commission, and the Gateway Arch Park Foundation. DeWitt and his wife, Ira, live in St. Louis with their three children - daughter Natalie (24), son Will (21), and son Jabin (10). Bill enjoys golf, ice hockey, and painting in his free time

ST. LOUIS CARDINALS CLUB PRESIDENTS

J.B.C. Lucas	1876-77
Henry V. Lucas	1885-86
Chris Von der Ahe	1892-97
Benjamin S. Muckenfuss	1898
Frank De Hass Robison	1899-1906
M. Stanley Robison	1906-10
E.A. Steininger	1911-12
James C. Jones	1912
Schuyler P. Britton	1913-16
Mrs. Helene Robison Britton	1916
W. Branch Rickey	1917-19

Samuel Breadon	1920-47
Robert E. Hannegan	1947-49
Fred M. Saigh Jr.	1949-53
August A. Busch Jr.	1953-73
Richard A. Meyer	1974
August A. Busch Jr.	1974-89
Fred L. Kuhlmann	1989-91
Stuart F. Meyer	1992-94
Mark C. Lamping	1994-2008
William DeWitt III	2008-present



The 2022 St. Louis Cardinals Hall of Fame Induction Class at the Cardinals Hall of Fame Gallery, August 27, 2022.



JOHN MOZELIAK

PRESIDENT OF BASEBALL OPERATIONS

John “Mo” Mozeliak was named President of Baseball Operations on June 30, 2017, the first to be named to that position in franchise history. Mozeliak had served as the team’s Senior Vice President and General Manager for almost 10 full seasons, since October, 2007. He was the 12th general manager of the St. Louis Cardinals, and had previously held the position of Assistant General Manager for six seasons. His contract runs through the 2025 season.

Under Mozeliak, the Cardinals have reached the postseason 10 times (2009, 2011-2015, 2019-2022), including a franchise record of five-straight seasons from 2011-15. During that run, the Cardinals won three-straight National League Central Division titles (2013-2015), and have won six N.L. Central Titles overall (also 2009, 2019, and 2022) under Mo’s leadership. The five-year postseason run began with St. Louis’ 11th World Championship in 2011.

The 2022 season was the Cardinals 15th-consecutive winning season, a streak that began when Mozeliak was named General Manager prior to the 2008 season. The Cardinals 1,289 wins in those 15 seasons under Mozeliak’s watch are third only to the Los Angeles Dodgers (1,358) and New York Yankees (1,337), while they and the Yankees are the only teams to have posted 15 consecutive winning seasons in that time period.

A consistent culture of retaining key players has resulted in several significant deals aimed at keeping the organization’s top talent in St. Louis. Since 2012, the club has worked out multi-year deals with Yadier Molina (2012 & 2017), Adam Wainwright (2013), Matt Carpenter (2014), Carlos Martinez (2017), Paul DeJong (2018), Miles Mikolas (2019), Paul Goldschmidt (2019), and Nolan Arenado (2021).

Mozeliak engineered a series of late season moves in 2011 that transformed the Cardinals and saw the team go from 10 ½ games back in late August to winning the franchise’s 11th World Championship. *Baseball America* named the Cardinals the 2011 Organization of the Year, the first time the franchise had received the honor. Mo was the 2011 recipient of the MLB.com GIBBY (Greatness in Baseball Yearly) Executive of the Year award and he was named, along with Tony La Russa, as the 2011 Baseball Man of the Year by the St. Louis Chapter of the Baseball Writers Association of America.

In 2012, the Cardinals fell just one win shy of capturing the N.L. Championship, and with the team’s success, Mo was honored by the Negro Leagues Baseball Museum with the Andrew “Rube” Foster Award as Executive of the Year. The 2013 team won the National League Championship and returned to the World Series just two years removed from winning the World Series title in 2011. Following that season, the organization was recognized by *Baseball America* as the Organization of the Year - the second such honor in three years - and was honored by USA Today Sports as having the best franchise among Major League baseball teams. The 2014 team captured the Central Division title for a second-straight season and returned to the National League Championship Series for a fourth-straight year. St. Louis led all Major League Baseball teams in wins and reached the postseason for a fifth-straight season in 2015, the ninth time in franchise history a Cardinals team had won 100 games.

Mozeliak, 54, is a 28-year veteran of the Cardinals front office, having joined the organization following the 1995 season where he initially served as an assistant in scouting operations during both the 1996 and 1997 seasons. Mo was named assistant scouting director in 1998 and was promoted to scouting director during 1999 and 2000. Several notable players came out of the draft classes of 1999 and 2000 under Mo’s direction, most notably first baseman and perennial All-Star Albert Pujols who was drafted in the 13th round of the 1999 draft, as well as catcher Yadier Molina.

In 2001, Mozeliak was named Director of Baseball Operations and was promoted to Assistant General Manager in 2003. During his time as Assistant GM, Mo’s duties increased as he focused more on the Major League Club and professional scouting, while still having direct involvement in both the scouting and player development departments.

Mozeliak began his career in baseball in 1993 with the Colorado Rockies where he worked in a variety of positions in baseball operations. He attended the University of Arizona and the University of Colorado. He currently serves as the National Trustee for the Foundation Fighting Blindness. Mozeliak lives in St. Louis with his wife, Julie, daughter, Allyson, and son, Will.



MICHAEL GIRSCH
VICE PRESIDENT & GENERAL MANAGER

Michael Girsch was promoted to Vice President and General Manager on June 30, 2017, becoming the 13th General Manager in franchise history. His contract as General Manager runs through the 2025 season, and he is responsible for handling the day-to-day work of the team, including coordinating the efforts of the team's baseball development group, contract negotiations, player evaluations and player transactions.

Prior to his appointment as GM, Girsch served as Assistant General Manager for seven seasons after being appointed to that position in January 2011.

From 2008-11, he served as the Director of Baseball Development, a newly created department focused on supporting Baseball Operations via internet applications, analytical models and decision support tools. Girsch joined the Cardinals in 2006, starting his career with a two year stint as the Coordinator of Amateur Scouting.

Before joining the Cardinals, Girsch, 46, earned a Bachelor of Science in Mathematics from the University of Notre Dame and an MBA from the University of Chicago Booth School of Business.

He and his wife, Kelly, reside in Webster Groves with their four children, twins Addison and Eleanor (18), Claire (16) and Tommy (15).

ST. LOUIS CARDINALS GENERAL MANAGERS

Richard A. Meyer	1954-55	Dorrel (Whitey) Herzog	1980-82
Frank C. Lane	1956-57	Joe McDonald	1982-84
Vaughn P. (Bing) Devine	1958-64	Dal Maxvill	1985-94
Robert L. Howsam	1965-66	Walt Jocketty	1994-2007
Stanley F. Musial	1967	John Mozeliak	2007-17
Vaughn P. (Bing) Devine	1968-78	Michael Girsch	2017-Present
John Claiborne	1979-80		



MOISÉS RODRÍGUEZ
**ASSISTANT GENERAL MANAGER/
 INTERNATIONAL SCOUTING**



RANDY FLORES
**ASSISTANT GENERAL MANAGER
 & DIRECTOR OF SCOUTING**



GARY LAROCQUE
**ASSISTANT GENERAL MANAGER
 & DIRECTOR PLAYER
 DEVELOPMENT**



MATT BAYER
PROJECT DIRECTOR,
BASEBALL
DEVELOPMENT



LINDA BRAUER
SENIOR EXECUTIVE
ASSISTANT TO THE
PRESIDENT OF BASEBALL
OPERATIONS




TY BOYLES
AMATEUR MANAGER,
DOMESTIC SCOUTING




**DR. ROBERT
BUTLER**
DIRECTOR OF PERFORMANCE



JAVIER DURAN
MANAGER, VIDEO
OPERATIONS



**GARRETT
GREENWOOD**
SENIOR DATA SCIENTIST



JACK HANLEY
ANALYTICS ENGINEER




TODD HEITMANN
LEAD ANALYTICS
ENGINEER



JOHN KERN
ANALYST, BASEBALL
DEVELOPMENT



**ALAN
KESSLER**
LEAD DATA SCIENTIST



**AUSTIN
LUKASCHEWSKI**
APPLICATION DEVELOPER




LUIS MORALES
DIRECTOR, INTERNATIONAL
OPERATIONS/
ADMINISTRATION



ANTONIO MUJICA
MINOR LEAGUE
COORDINATOR, PLAYER
DEVELOPMENT



MIKE NOEL
SYSTEMS ENGINEER




NATHAN NUTTER
LEAD DATA ENGINEER



JARED ODOM
MANAGER, PRO
SCOUTING



**JULIA
PRUSACZYK**
AMATEUR SCOUTING
ANALYST



KEVIN SEATS
DIRECTOR, ANALYTICS



BRIAN SEYFERT
SENIOR LEAD
APPLICATIONS
DEVELOPER



MATT SLATER
SPECIAL ASSISTANT TO GM/
PLAYER PROCUREMENT



JOHN VUCH
DIRECTOR, BASEBALL
ADMINISTRATION



JOHN WEEKS
LEAD CLOUD ARCHITECT



EMILY WIEBE
MANAGER, PLAYER
DEVELOPMENT &
PERFORMANCE



MELODY YOUNT
MANAGER, PLAYER
COMMUNICATIONS

NOT PICTURED: JEREMY COHEN – SR. DIRECTOR OF BASEBALL DEVELOPMENT




ERNIE MOORE
DIRECTOR, TEAM TRAVEL



MARK WALSH
HEAD CLUBHOUSE
MANAGER



ANDY BOLLIER
ASSISTANT EQUIPMENT
MANAGER




PATRICK CRAMER
HOME CLUBHOUSE
ASSISTANT




CRAIG WOELKE
HOME CLUBHOUSE
ASSISTANT



ANDREW RETTIG
HOME CLUBHOUSE
ASSISTANT



TYLER STOKES
HOME CLUBHOUSE
ASSISTANT



CHAD BLAIR
VIDEO COORDINATOR



DAN O'CONNOR
ASSISTANT VIDEO
COORDINATOR



MIKE MEIER
VIDEO ROOM ASSISTANT



RIP ROWAN
VISITING CLUBHOUSE
MANAGER



DAVE VONDERHAAR
MINOR LEAGUE EQUIPMENT
MANAGER



DAN FARRELL
SENIOR VICE PRESIDENT
SALES & MARKETING



MIKE WHITTLE
SENIOR VICE PRESIDENT &
GENERAL COUNSEL



BRAD WOOD
SENIOR VICE PRESIDENT &
CHIEF FINANCIAL OFFICER



VICKI BRYANT
VICE PRESIDENT,
EVENT SERVICES
& MERCHANDISING



MATT GIFFORD
VICE PRESIDENT,
STADIUM OPERATIONS



DAN GOOD
VICE PRESIDENT,
BUSINESS
DEVELOPMENT



MICHAEL HALL
VICE PRESIDENT,
COMMUNITY RELATIONS
& EXECUTIVE DIRECTOR,
CARDINALS CARE




JOHN LOWRY
VICE PRESIDENT,
ACCOUNTING &
PAYROLL



MARK MURRAY
VICE PRESIDENT,
BUSINESS STRATEGY
& ANALYTICS



JAYME AB RIESTER
VICE PRESIDENT,
HUMAN RESOURCES



JOE STROHM
VICE PRESIDENT,
TICKET SALES



THANE VAN BREUSEGEN
VICE PRESIDENT,
CORPORATE MARKETING &
STADIUM ENTERTAINMENT



Barry Abbett
Stadium Operations



Celina Allen
Corporate Sales



Danielle Amann-Stewart
Stadium Operations



Ashley Angevine
Stadium Operations



Alonso Argotte
Ticket Sales



Megan Armstrong
Stadium Operations



Sean Ashley
Ticket Sales




Jacob Aug
Corporate Sales



Heather Bacon
Purchasing



Hope Baker
Stadium Operations



Scott Baker
Ticket Sales



Whitney Banker
Ticket Sales



Ethan Barnett
Event Services



Patrick Barrett
Stadium Operations



Brian Bartow
Communications



Amanda Beaton
Ticket Sales



Mary Clare Bena
Ticket Sales



Amy Berra
Museum



Ken Biekert
Stadium Operations



Mikayla Blankenship
Human Resources



Liz Blase
Accounting



Angela Bourget
Information Technology



Ben Boyd
Corporate Sales




Justin Boyer
Information Technology



Katie Brandenburg
Corporate Sales



Jamie Brickler
Ticket Sales



Thomas Burton
Ticket Sales



Jeremy Busby
Ticket Sales



Rex Carter
Accounting



Kyle Cassidy
Corporate Sales



Whitney Clark
Corporate Sales



Taylor Clarke
Publications



Martin Coco
Marketing




Jennifer Coticchio
Event Services



Patty Cooper
Accounting



Nolyn Coughlin
Ticket Sales



Jeanette Crowder
Ticket Sales



Robyn Curtis
Corporate Sales



Andrew Dean
Ticket Sales



Rasheed DeBord
Ticket Sales



Kyle Dinges
Corporate Sales



Sean Driver
Stadium Operations



Lauren Dugan
Human Resources



Megan Eberhart
Corporate Sales



Ryan Eberhart
Ticket Sales



Kerry Emerson
Ticket Sales



Meghan Essman
Community Relations



Tim Falkner
Stadium Entertainment



Rob Fasoldt
Ticket Sales




Bill Findley
Stadium Operations



Shannon Fitzgerald
Ticket Sales




Michelle Flach
Accounting



Alex Footé
Ticket Sales



Fredbird
Team Mascot



Justin Frisch
Ticket Sales




Wes Froeschner
Content & Production



Adam Froidl
Corporate Sales



Nicholas Garzia
Legal Office



Steven Gilston
Ticket Sales



Jim Gilstrap
Publications



Luke Gray
Ticket Sales



Nate Green
Event Services



Elroy Gretzmacher
Stadium Operations



Lisa Haffer
Ticket Sales



Mitch Handegan
Ticket Sales



Michael Hansen
Information Technology



Keith Harris
Information Technology



Michael Harvey
Ticket Sales



Justin Hatcher
Stadium Operations



Jared Haukap
Content & Production



Travis Hawkins
Content & Production



Paul Hayden
Accounting



Christian Heutel
Ticket Sales



Austin Heflin
Event Services



Kurt Hoevel
Accounting



Kristian Hollenbach
Stadium Operations



Marissa Hoover
Accounting



Brianna Hopper
Event Services



Myles Hudson-Bamberg
Ticket Sales



David Hunn
Information Technology



Erik Jaffry
Event Services



Pierce Jefferson
Ticket Sales




Linda Johnson
Event Services



Marybeth Johnson
Community Relations



Matthew Jordan
Information Technology



Catie Kassebaum
Marketing



Grace Kell
Ownership/Legal Office



Gabe Kiley
Corporate Sales



Chelsea King
Community Relations



Justin Klutenkamper
Information Technology



Erin Krippene
Marketing



Shannon Lacker
Ticket Sales



Felicia Lamar
Human Resources



Nancy Landa
Ticket Sales



Bradyn Landreth
Ticket Sales



Michael Langston
Content & Production




George Laningham
Stadium Operations



Julie Laningham
President's Office



Missy Liotta
Accounting




Kristin Livingston
Corporate Sales



Lori Lohrmann
Ticket Sales



Dan Looney
Stadium Operations



Lauren Lott
Ticket Sales




Carol Lueke
Communications



Nathan Mackin
Ticket Sales



Jonathan Marcus
Content & Production



Niko Marshall
Stadium Operations



Hosei Maruyama
Stadium Operations



Thomas McCarty
Ticket Sales



Nolan McLaughlin
Ticket Sales




Brett McMillan
Content & Production



Stan McNeal
Publications



Megan McVicker
Event Services



Tim Meier
Ticket Sales



Elisabeth Meinecke
Publications



Phil Melcher
Stadium Operations



Adele Meyer
Ticket Sales



Ashleigh Middlebrook
Stadium Operations




Chris Molina
Purchasing



Terry Moll
Stadium Operations



Tyler Munie
Content & Production



Mudi Munyati
Ticket Sales



Jake Needham
Ticket Sales



Jennifer Needham
Ticketing & Business
Analysis



Jeremy Neel
Stadium Operations



Tom Parchomski
Corporate Sales



Chris Palmer
Stadium Operations



Bonnie Parres
Community Relations



Greg Pauli
Information Technology



Joe Pfeiffer
Corporate Sales



Sheila Pinsker
Event Services



Paul Pohlman
Ticket Sales



Adam Presswood
Museum



Erin Pruhs
Museum




Jonathan Paterline
Purchasing



Lori Rains
Ticket Sales



Brianna Reese
Ticket Sales



Matt Reisner
Ticket Sales



Cindy Richards
Stadium Operations



Sam Roberts
Ticket Sales



Andrea Robinson
Ticket Sales



Nicolas Roes
Ticket Sales



Ty Rogers
Ticket Sales



Stanley Ruchalski
Stadium Operations



Gail Ruhling
Corporate Sales



Lelia Ruiz
Event Services



Michael Salony
Ticket Sales



Kennedi Sanders
Ticket Sales



Dolores Scanlon
Ticket Sales



Mairead Scanlon
Stadium Operations



Brittany Schelp
Museum



Joe Schindler
Stadium Operations



Justin Scott
Stadium Operations



Tracey Sessions
Accounting



Matt Shead
Content & Production



Carson Shipley
Communications



Tony Simokaitis
Content & Production



Amanda Small
Community Relations




Brian Smith
Information Technology



Caroline Smith
Content & Production



Jerry Smith
Stadium Operations



Nicole Smythe
Ticket Sales




Cullen Speckhals
Ticket Sales




Justin Sprengel
Stadium Entertainment



Larry State
Corporate Sales



Emily Stephens
Content & Production



Bryn Stevens
Corporate Sales



Julie Stevens
Ticket Sales



Sara Stever
Human Resources



Alex Stone
Ticket Sales



Megan Stubblefield
Event Services



Jacob Swanson
Stadium Operations




Laney Thacker
Stadium Operations



Willem Thissen
Ticket Sales



Ron Torrey
Stadium Operations



Melissa Tull
Marketing



Chris Tunno
Communications



Andrew Waldo
Ticket Sales



Kelly Walsh
Ticket Sales



Lindsey Weber
Community Relations



Emily Westlove
Community Relations



Bethany White
Ticket Sales



Reggie Whitted
Ticket Sales



Michael Whitty
Communications



Jodi Willenbrink
Content & Production



Tracy Williams
Purchasing



Jeanette Wilmes
Ticket Sales




Craig Wilson
Content & Production



Jacob Wuelling
Ticket Sales



Taka Yanagimoto
Marketing



Nic Zamora
Corporate Sales



Steve Zesch
Publications



Matt Zurheide
Ticket Sales



BACK-TO-BACK NATIONAL LEAGUE RAWLINGS GOLD GLOVE TEAM AWARDS

2022 RAWLINGS GOLD GLOVE AWARD WINNERS - NOLAN ARENADO AND BRENDAN DONOVAN

2022 RAWLINGS PLATINUM GLOVE AWARD WINNER - NOLAN ARENADO

2023 OFFICIAL  MEDIA GUIDE

St. Louis Cardinals



MANAGER, COACHES & PLAYERS



OLIVER "OLI" MARMOL

37

(marm-ul)

FULL NAME: Oliver "Oli" J. Marmol

BORN: Elizabeth, New Jersey

DATE OF BIRTH: July 2, 1986

OPENING DAY AGE: 36 (Turns 37 on July 2)

UNIFORM NUMBERS WORN: 37 (2017-present)

MANAGER

MARMOL — MANAGERIAL RECORD

Year	Club	League	Finish	W	L
2022	ST. LOUIS	National	1st (Central)	93	69
MAJOR TOTALS				93	69

Year	Club	League	Finish	W	L
2012	Johnson City	Appalachian (R)	2nd (West)	39	28
2013	State College	New York-Penn (SS-A)	1st (Pinckney)	48	27
2014	State College*	New York-Penn (SS-A)	1st (Pinckney)	48	28
2015	Palm Beach	Florida State (A)	2nd (South)	75	63
2016	Palm Beach	Florida State (A)	6th (South)	58	79
MINOR TOTALS				268	225

* League Champions

MARMOL — PLAYING RECORD

Year	Team	AVG	G	AB	R	H	2B	3B	HR	RBI	SH	SFHBP	BB	IBB	SO	SB	CS	GDP	SLG	OBP	E	
2007	Batavia	.213	33	122	20	26	4	0	0	10	2	1	5	16	0	27	7	3	3	.246	.326	11
	Quad Cities	.209	31	86	12	18	3	1	0	7	2	1	4	7	0	13	4	2	2	.267	.296	11
2008	Quad Cities	.195	47	154	19	30	7	1	0	12	3	0	6	10	0	40	12	3	3	.253	.271	14
	Palm Beach	.180	44	122	16	22	5	1	1	14	2	0	3	8	0	29	10	0	1	.262	.248	11
2009	Palm Beach	.204	74	186	22	38	10	1	2	13	2	2	15	18	0	55	5	3	4	.301	.321	15
2010	Palm Beach	.221	33	104	19	23	9	0	2	12	1	2	7	12	0	33	4	2	1	.365	.336	1
MINOR TOTALS		.203	262	774	108	157	38	4	5	68	12	6	40	71	0	197	43	13	14	.282	.301	63

CAREER NOTES:

Oliver "Oli" Marmol was named the 51st manager in Cardinals franchise history on October 25, 2021, and at age 35, the youngest since Marty Marion who piloted the team at age 34 in 1951. He was signed to a three-year contract that runs thru the 2024 season.

In his first season at the helm in 2022, Marmol led the Cardinals to their first NL Central title since 2019 and at age 36-years, 97-days, was the youngest manager to lead his team to the postseason since Divisional Play began in 1969. He edged out Hall of Fame manager Sparky Anderson, who took the 1970 Cincinnati Reds to the National League West Division title at age 36-years, 207 days. Marmol was the youngest manager to lead his team to the postseason since Lou Boudreau led Cleveland to a World Series title as a 31-year-old player/manager in 1948.



Prior to being named the Cardinals manager, Marmol spent five seasons as a member of the Cardinals Major League Coaching Staff, including three (2019-21) as the team's Bench Coach after serving as the First Base Coach from 2017-18.

Oli, who was born in New Jersey, and is of Dominican descent, is only the second minority to manage the Cardinals and the first since Cuban-born Mike González did so for parts of the 1938 and 1940 seasons.

Marmol spent five seasons (2012-16) managing in the Cardinals farm system, leading his teams to the postseason in four of those five seasons, including the New York-Penn League title in 2014 with State College (Pa.).

Marmol's teams were a combined 268-225 (.544), posting league-best 48-win seasons in both 2013 and 2014 at State College. In 2015, his first season managing at Palm Beach, the Cardinals reached the postseason for the first time since 2008, winning the Florida State League South Division second half before being eliminated in the first round. Prior to 2015, the last time Palm Beach had reached the FSL postseason, Marmol was the team's second baseman.

In 2014, Marmol led the State College team to the New York-Penn League Championship, defeating Hudson Valley in two straight games when facing elimination, then defeated Tri-City for the crown. The Spikes posted 48 wins for the second consecutive season, a year after Marmol led State College to the best record in the New York-Penn League at 48-27.

The former Cardinals minor league infielder led the 2012 Johnson City squad to a 39-28 record and a playoff appearance in his first season as a manager. Marmol began his coaching career in 2011 as the hitting coach at the Gulf Coast League level under manager Steve Turco.

Marmol spent four years playing in the Cardinals system, finishing his career with the Palm Beach Cardinals in 2010. Marmol was originally drafted by the Pittsburgh Pirates in 2004 out of Dr. Phillips High School in Orlando, Fla., but decided to forego professional ball to attend college, where he batted .327 over three seasons at the College of Charleston (S.C.). He was drafted out of college in the sixth round of the 2007 June First-Year Player Draft by St. Louis.

Marmol was voted the recipient of the Cardinals organization's prestigious George Kissell Award in 2013 for excellence in player development.

In January of 2015, Oli, along with a young man named Josiah Viera were named co-recipients of the "Good Guy" Award presented by the St. Louis Chapter of the BBWAA. Marmol had befriended Josiah who had an extremely rare genetic disease that accelerates aging in children, and had him join in team activities at State College.

Marmol and his wife, Amber, are partnered in Versus, a new sports edtech platform combining world-class athletes and conversational video AI to bring video content that provides lessons to young athletes they can use on and off the field.

Marmol, 36, resides in Jacksonville, Fla. in the off-season with his wife, Amber, and their daughters Riley (9/15/17) and Kylie (8/29/19).

PROFESSIONAL COACHING CAREER

St. Louis Cardinals Manager	2022-23
St. Louis Cardinals Bench Coach	2019-21
St. Louis Cardinals First Base Coach.....	2017-18
Palm Beach (A) Manager	2015-16
State College (SS-A) Manager.....	2013-14
Johnson City (R) Manager.....	2012
Gulf Coast League Cardinals (R) Hitting Coach.....	2011

AWARDS & HONORS

George Kissell Award
2013: State College (SS-A)

New York-Penn League Championship
2014: State College (SS-A)

St. Louis BBWAA Good Guy Award
2015

**St. Louis BBWAA
Outstanding Achievement Award**
2023

MARMOL, OLIVER "OLI"



BRANDON ALLEN

87

FULL NAME: Brandon Durell Allen

BORN: Conroe, Texas

DATE OF BIRTH: February 12, 1986

OPENING DAY AGE: 37

UNIFORM NUMBERS WORN: 25 (2009), 29 (2010-11), 31 (2011), 14 (2012), 19 (2012), 87 (2023)

ASSISTANT HITTING COACH 

ALLEN — COMPLETE RECORD

Year Team	AVG	G	AB	R	H	2B	3B	HR	RBI	SH	SF	HBP	BB	IBB	SO	SB	CS	GDP	SLG	OBP	E
2004 Bristol	.205	58	185	17	38	9	1	3	23	0	2	4	16	1	60	2	3	3	.314	.280	10
2005 Great Falls	.264	66	231	41	61	11	2	11	42	0	3	7	32	3	69	7	5	7	.472	.366	14
2006 Kannapolis	.213	109	395	36	84	17	2	15	68	3	4	3	22	0	126	6	4	8	.380	.257	16
2007 Kannapolis	.283	129	516	84	146	39	5	18	93	0	2	4	39	3	124	7	4	4	.483	.337	3
2008 Birmingham	.275	41	153	30	42	6	2	14	31	0	0	1	19	0	41	3	1	1	.614	.358	2
Winston-Salem	.279	89	319	57	89	26	4	15	44	0	0	6	41	2	83	14	3	6	.527	.372	13
2009 Reno	.324	38	145	33	47	8	1	12	32	0	0	2	20	1	25	6	0	4	.641	.413	3
Charlotte	.262	15	61	6	16	4	0	1	8	0	0	0	0	0	13	0	0	0	.377	.262	0
Birmingham	.291	62	241	39	70	12	3	7	35	0	1	2	30	3	47	1	2	2	.452	.372	4
Scottsdale	.177	30	113	13	20	6	1	1	12	0	0	1	22	2	33	3	0	3	.274	.316	2
Arizona	.202	32	104	13	21	7	0	4	14	0	0	0	12	2	40	0	0	4	.385	.285	2
2010 Reno	.262	107	371	72	97	18	3	25	86	0	5	10	83	4	95	14	4	5	.528	.405	9
Arizona	.267	22	45	5	12	3	0	1	6	0	1	0	10	1	20	0	0	0	.400	.393	0
2011 Reno	.306	83	304	75	93	21	4	18	66	0	5	4	64	1	90	7	4	6	.579	.427	4
Sacramento	.250	10	40	4	10	2	1	3	6	0	0	0	2	0	11	0	0	1	.575	.286	0
Oakland	.206	41	146	18	30	9	2	3	11	0	1	0	11	1	55	2	0	0	.356	.260	4
Arizona	.172	11	29	5	5	0	0	3	7	0	0	1	7	2	13	1	0	0	.483	.351	0
2012 Durham	.262	29	122	17	32	9	1	4	14	0	1	2	4	1	32	0	0	1	.451	.295	2
Charlotte	.255	14	51	8	13	3	0	2	4	0	1	0	9	0	14	0	0	0	.431	.361	0
Softbank-JPPL	.233	17	60	13	14	1	0	4	9	0	0	1	10	1	21	0	0	1	.450	.352	0
Softbank-JPWL	.171	12	35	4	6	1	0	0	1	0	0	0	1	0	13	0	0	0	.200	.194	1
Oakland	.000	3	7	0	0	0	0	0	0	0	0	0	0	0	5	0	0	0	.000	.000	0
Tampa Bay	.154	7	13	3	2	0	0	1	3	0	0	0	2	0	4	0	0	0	.385	.267	0
2013 Tucson	.267	119	423	64	113	24	7	17	76	0	6	0	55	3	87	6	0	8	.478	.347	5
2014 Las Vegas	.266	98	320	64	85	11	2	13	52	0	2	2	51	2	67	2	1	5	.434	.368	4
St. Lucie	.471	5	17	3	8	3	0	0	5	0	0	1	7	0	2	0	0	0	.647	.640	0
2015 Las Vegas	.273	124	406	52	111	29	3	16	68	0	8	1	51	4	92	4	2	8	.478	.350	7
2016 Louisville	.178	67	231	17	41	9	0	4	17	1	1	2	33	3	52	0	1	5	.268	.285	2
MINOR TOTALS	.264	1263	4531	719	1196	261	41	198	770	4	41	51	578	31	1130	79	34	74	.471	.351	97
JAPAN TOTALS	.220	71	246	35	54	9	1	10	31	0	0	3	37	5	80	2	2	2	.386	.329	2
MAJOR TOTALS	.204	116	344	44	70	19	2	12	41	0	2	1	42	6	137	3	0	4	.375	.291	6



CAREER NOTES:

Brandon Allen was named the St. Louis Cardinals assistant hitting coach in November 2022 after serving as a hitting coach in the organization for six seasons, including the past three (2020-22) for the Memphis Redbirds (AAA).

The 37-year old Allen mentored a Memphis lineup in 2022 that finished 2nd in the International League in HR's and batting, and featured league batting leader Alec Burleson and Mosies Gomez, the Cardinals Minor League Co-Player of the Year and overall minor league HR leader.

Allen played professionally for 13 years that included parts of four seasons in the Major Leagues. The former left-handed hitter batted a combined .203 with 12 home runs and 41 RBI in 116 games between Arizona (2009-11), Oakland (2011-12), Tampa Bay (2012).

In 2011, Allen became only the second player in history to homer into the upper deck at the New Yankee Stadium (Russell Branyan being the first). In 2012, Allen was the

Opening Day first baseman for the eventual A.L. West champion Oakland Athletics, starting the MLB opener on March 28 in Tokyo against the Mariners.

Allen, who earned a football scholarship to Rice as a linebacker/defensive end and had a baseball scholarship at the University of Houston, was originally drafted by the Chicago White Sox in the fifth round of the 2004 First-Year Player Draft out of Montgomery (Texas) High School. He resides in Indiana, PA, with his wife Gabrielle.

PROFESSIONAL COACHING CAREER	
St. Louis Cardinals Asst. Hitting Coach	2023
Memphis Redbirds (AAA) Hitting Coach	2020-22
Springfield Cardinals (AA) Hitting Coach.....	2019
Palm Beach (A) Hitting Coach	2018
Johnson City (Rookie) Hitting Coach.....	2017



**DUSTY
BLAKE**

90

FULL NAME: Dusty Blake
BORN: Candor, North Carolina
DATE OF BIRTH: April 26, 1982
OPENING DAY AGE: 40 (turns 41 on April 26)
UNIFORM NUMBERS WORN: 90 (2021-present)

PITCHING COACH 

BLAKE, DUSTY

CAREER NOTES:

Dusty Blake is entering his first season as the St. Louis Cardinals pitching coach and his third season with the Cardinals organization. He was named the team's pitching coach on November 6, 2022.

Blake served as the team's pitching strategist in 2021 and 2022 under pitching coach Mike Maddux, working closely with the Major League coaching staff, video scouting team and pitchers.

Before joining the Cardinals in 2021, Blake had spent the previous three seasons (2018-20) as pitching coach for the Duke University Blue Devils, where he handled the team's pitching staff in addition to managing scouting reports.

While at Duke, Blake's pitching staff set a school record in 2020 for consecutive scoreless innings (37) and had the program's first ever perfect game. The 2020 staff led the Atlantic Coast Conference in ERA, fewest walks and best strikeout/walk ratio, while also leading the nation in shutouts. Blue Devils pitcher Bryce Jarvis was the highest drafted (1st round -18th overall) player in Duke baseball history in June of 2020. In 2018 and 2019, the team's pitchers set school records for strikeouts, ranking 14th in the nation in 2019.

Before his stint at Duke, Blake served as Head Coach and Associate Athletic Director at Pfeiffer University (NC) from 2013-17, where he led the NCAA Division II Falcons to back-to-back winning seasons in 2014-15 for the first time since 2003-04. Blake has also coached at USC Upstate (2012), Wofford College (2008-11), Catawba College (2006-07) and in the Coastal Plain League (summer ball). He also served as pitching coach and outfield coach at Pfeiffer (2005).

Blake is a graduate of Appalachian State University where he also pitched for the Mountaineers from 1999-2003. A native of Candor, NC, Blake resides in Durham, NC with his wife, Amy, and daughters, Mia and Macy.

PROFESSIONAL COACHING CAREER

St. Louis Cardinals Pitching Coach.....	2023
St. Louis Cardinals Pitching Strategist	2021-22
Duke University Pitching Coach	2018-20
Pfeiffer University (NC) Head Coach/Assoc. AD	2013-17
USC Upstate Coach	2012
Wofford College Coach	2008-11
Catawba College Coach.....	2006-07
Pfeiffer University (NC) Pitching/Outfield Coach	2005



ST. LOUIS CARDINALS ALL-TIME COACHES ROSTER

Jeff Albert2019-22	Darrell Johnson1960-61	Mitchell Page.....2001-04
Mike Aldrete2012-14	Lou Kahn1954-55	Dave Parker1998
Brandon Allen2023	Ray Katt.....1959-61	Heinie Peitz1913
Tony Auferio1973	Tony Kaufmann.....1947-50	Joe Pettini.....2002-11
Don Baylor1992	Johnny Keane1959-61	Gaylen Pitts1991-95
Joe Becker1965-66	Bill Killefer.....1926	Howie Pollet1959-64
David Bell2014-17	George Kissell.....1969-75	Bill Posedel.....1954-57
Vern Benson1961-64, 70-75	Hub Kittle.....1981-83	Jamie Quirk1984
Ray Blades.....1930-32, 51	Darold Knowles.....1983	Julio Rangel.....2023
Dusty Blake2021-23	Fred Koenig.....1976	Tommy Reynolds.....1996
Ken Boyer1971-72	Jack Krol.....1977-80	Dave Ricketts1974-75, 78-91
Steve Braun1990	Rene Lachemann.....1997-99	John Riddle1952-55
Mark Budaska2018-19	Hal Lanier.....1981-85	Mark Riggins1995
Jose Cardenal1994-95	Carney Lansford1997-98	Jim Riggelman1989-90
Chris Chambliss1993-95	Johnny Lewis1973-76, 84-89	Mike Roarke1984-90
Stubby Clapp2019-23	Derek Lilliquist.....2011-17	Sonny Ruberto1977-78
Joe Coleman1991-94	Nick Leyva1984-88	Mike Ryba1951-54
Dave Collins1991-92	John Mabry2013-18	Red Schoendienst.....1962-64,1979-95
Walker Cooper1957	Mike Maddux.....2018-22	Barney Schultz1971-75
Joe Cunningham.....1982	Chris Maloney2012-17	Joe Schultz.....1963-68
Mark DeJohn.....1996-2001	Marty Marion1950	Skip Schumaker2022
Bucky Dent.....1991-94	Oliver Marmol.....2017-21	Mike Shildt.....2017-18
Dave Duncan1996-2011	Marty Mason2000-10	Burt Shotton1923-25
Mike Easler1999-2001	Dal Maxvill1979-80	Dick Sisler1966-70
Patrick Elkins2020-23	Derrick May2016	Hal Smith.....1962
Bryan Eversgerd2018-22	Willie McGee2018-23	Al Sothoron1927-28
Bob Gibson1995	Mark McGwire.....2010-12	Joe Sugden1921-25
Preston Gomez1976	Dave McKay.....1996-2011	Lee Thomas1972, 83
Mike Gonzalez1934-46	Bill McKechnie.....1927	Ray Thomas.....1922
George Greer2018	Hal McRae2005-09	Tim Thompson.....1981
Stan Hack1957-58	Dyar Miller2012	Tink Turner.....1924
Rich Hacker.....1986-90	Bob Milliken.....1965-70, 76	Mickey Vernon1965
Ron Hassey.....1996	Terry Moore.....1949-52, 56-58	Dixie Walker1953, 55
George Hendrick.....1996-97	Mo Mozzali1977-78	Harry Walker1959-62
Chuck Hiller1981-83	Bill Mueller.....2015-18	Turner Ward2022-23
Matt Holliday.....2023	Billy Muffett.....1967-70	Buzzy Wares.....1930-52
Al Hollingsworth1957-58	Greasy Neale1929	Ron "Pop" Warner.....2017-23
Johnny Hopp.....1956	Charley O'Leary1913-17	Otto Williams1926
Jack Hubbard.....1993	Jack Onslow1928	Bart Zeller.....1970
Blaise Ilsley2013-17	Jose Oquendo.....1999-2015, 2018	Tom Zimmer.....1976
Jobel Jiménez2019-21	Claude Osteen1977-80	



STUBBY CLAPP

82

FULL NAME: Richard Keith Clapp

BORN: Windsor, Ontario, Canada

DATE OF BIRTH: February 24, 1973

OPENING DAY AGE: 50

UNIFORM NUMBERS WORN: 29 (2001), 11 (2019), 82 (2020)

FIRST BASE COACH 

CLAPP — PLAYING RECORD

Year	Team	AVG	G	AB	R	H	2B	3B	HR	RBI	SH	SFHBP	BB	IBB	SO	SB	CS	GDP	SLG	OBP	E
1996	Johnson City	.223	29	94	25	21	3	2	1	15	1	1	26	0	15	9	2	2	.330	.393	3
1997	Prince William	.318	78	267	51	85	21	6	4	46	4	6	52	2	41	9	4	2	.487	.435	8
1998	Arkansas	.278	139	514	113	143	30	9	12	57	8	6	86	3	100	18	10	10	.442	.386	17
1999	Memphis	.260	110	393	72	102	26	2	14	62	4	4	53	4	96	7	7	9	.443	.349	8
2000	Memphis	.273	129	505	89	138	28	8	1	52	6	4	80	0	88	10	5	7	.366	.375	15
2001	ST. LOUIS	.200	23	25	0	5	2	0	0	1	0	0	1	0	7	0	0	0	.280	.231	0
	Memphis	.304	86	299	48	91	14	7	5	33	4	1	43	2	46	8	4	4	.448	.392	10
2002	Memphis	.242	100	359	49	87	19	2	2	20	0	2	5	46	4	70	2	7	.323	.335	12
2003	Richmond	.217	105	286	43	62	11	9	3	23	4	2	5	46	0	66	6	2	.350	.333	9
2004	Syracuse	.287	29	87	13	25	8	2	0	6	1	0	3	15	1	18	0	2	.425	.410	5
	New Hampshire	.226	19	53	10	12	7	0	1	9	0	0	10	1	14	0	0	2	.415	.349	1
2005	Edmonton	.286	87	350	60	100	29	3	5	42	1	4	7	44	1	45	14	5	.429	.373	15
2006	Edmonton	.323	79	303	61	98	19	5	1	34	2	0	5	63	1	34	32	12	.429	.447	17
MINOR TOTALS		.268	824	2857	513	766	167	47	43	323	32	24	37	457	17	554	69	43	.405	.373	91
MAJOR TOTALS		.200	23	25	0	5	2	0	0	1	0	0	1	0	7	0	0	0	.280	.231	0
INDEPENDENT TOTALS		.303	166	653	121	198	48	8	6	76	3	4	12	107	2	79	46	17	.429	.409	32

CLAPP — MANAGERIAL RECORD

Year	Club	League	Finish	W	L
2011	Tri-City	New York-Penn (SS-A)	3rd (Stedler Division)	33	42
2012	Tri-City	New York-Penn (SS-A)	1st (Stedler Division)	51	25
2017	Memphis*	Pacific Coast (AAA)	1st (American Southern)	91	50
2018	Memphis*	Pacific Coast (AAA)	1st (American Southern)	83	57
MINOR TOTALS				258	174

* League Champions



CAREER NOTES:

Stubby Clapp enters his 5th season as a member of the St. Louis Cardinals coaching staff after serving as the manager of the triple-A Memphis Redbirds of the Pacific Coast League from 2017-18.

Clapp won back-to-back PCL titles in his two years as manager of the Redbirds and won the Triple-A Championship in 2018 as Memphis crushed Durham 14-4 in the title game giving the Redbirds their first such title after finishing runner-up in 2000, 2009 and 2017.

In two years as the Memphis skipper, Clapp recorded a .619 winning percentage (174-107) including a franchise-best record of 91-50 in 2017.

Clapp has been recognized as Pacific Coast League Manager of the Year in 2017 and 2018. Baseball America recognized Clapp as their Minor League Manager of the Year in 2017 and he received the J. Roy Stockton/Bob Broeg Award for outstanding achievement in baseball from the St. Louis chapter of the BBWAA.

Prior to 2017, Clapp managed two years (2011-12) in the Astros organization with Tri-City of the New York-Penn League leading the Valley Cats to a first place division finish in 2012 and runner-up in the championship series to Hudson Valley.

Clapp came to the Cardinals from the Blue Jays organization where he was a hitting coach for double-A New Hampshire (2015-16) of the Eastern League and before that with single-A Dunedin (2013-14) of the Florida State League. In 2014, Clapp received the Blue Jays' 2014 Bobby Mattick Award for excellence in Player Development.

Often referred to as the "Mayor of Memphis," Clapp became the first and only Memphis Redbirds player to have his number retired by the team in 2007. Known for his grit and hard play day in and day out, Clapp was beloved by fans for his energy and the backflips he routinely performed when taking the field.

In his Redbirds career, Clapp appeared in a total of 425 games. He sits at the top of the Redbirds' career leaders in walks (222) and triples (19), while also ranking second in runs scored (258) and third in games (425), at-bats (1,556), hits (418), doubles (87), and extra-base hits (128). He was a member of the Redbirds' first PCL Championship team in 2000, where he hit three homers and drove in 11 during the playoffs. Earlier that year, Clapp recorded the first hit in AutoZone Park history, with a single to center, and set the Redbirds' single-season record for triples with eight.

A graduate of Texas Tech University, the Windsor, Ontario, native was drafted by the St. Louis Cardinals in the 36th round of the 1996 First-Year Player Draft. He played for Johnson City (R) in 1996, Prince William (A) in 1997 and Arkansas (AA) in 1998 before making his debut with Memphis (AAA) on April 8, 1999 against Calgary at Tim McCarver Stadium.

Clapp made his Major League debut on June 18, 2001 against the Cubs. He appeared in 23 career games for the Cardinals that season, posting a .200 average with two doubles and one RBI.

Clapp played the 2003 season for the Braves' Richmond (AAA), followed by a 2004 campaign that was split between New Hampshire (AA) and Syracuse (AAA) in the Blue Jays organization. Clapp finished his career playing the 2005-06 seasons for the Edmonton Cracker-Cats of the independent Northern League.

Following his playing career, Clapp spent 2007-12 in the Houston Astros organization: three seasons as the hitting coach for Lexington (A), one season as hitting coach for Corpus Christi (AA), before taking on his first managerial role with Tri-City.

Clapp has represented Canada in numerous international baseball competitions. He recorded a game-winning, bases-loaded single to beat the United States in the first round of the 1999 Pan American Games in Winnipeg. Clapp also played for the Canadian National team in the 2004 Olympics in Athens, 2008 Olympics in Beijing, and the 2006 and 2009 World Baseball Classics. Clapp served as a coach in the 2013 World Baseball Classic and was third base coach for the gold medal-winning Canada national baseball team at the 2015 Pan American Games.

The 50-year-old was the third member of his family to be given the nickname "Stubby," along with his grandfather and father. He and his wife, Chastity, have three children: sons Cooper (aka "Stubby IV") and Cannan, and daughter Crosbie. Cooper is an infielder for the University of Notre Dame.

PROFESSIONAL COACHING CAREER

St. Louis Cardinals First Base Coach	2019-23
Memphis (AAA) Manager	2017-18
New Hampshire (AA) Hitting Coach	2015-16
Team Canada Third Base Coach (Pan-Am).....	2015
Dunedin (A) Hitting Coach.....	2013-14
Team Canada Coach (WBC).....	2013
Tri-City (SS-A) Manager.....	2011-12
Corpus Christi (AA) Hitting Coach.....	2010
Lexington (A) Hitting Coach.....	2007-09

AWARDS & HONORS

Triple-A Championship
2018: Memphis (AAA)

Pacific Coast League Championship
2018: Memphis (AAA)
2017: Memphis (AAA)

George Kissell Award
2017: Memphis (AAA)

Pan-American Games - Gold Medal
2015: Canada

New York Penn-League Runner-Up
2012: Tri-City (SS-A)

PLAYER

Pacific Coast League Championship
2000: Memphis (AAA)



JOE

MCEWING

77

FULL NAME: Joseph Earl McEwing

BORN: Bristol, Pennsylvania

DATE OF BIRTH: October 19, 1972

OPENING DAY AGE: 50

UNIFORM NUMBERS WORN: 48 (1998), 47 (1999-2002), 11 (2003-04), 8 (2005), 23 (2006), 77 (2023)

BENCH COACH 

MCEWING — COMPLETE RECORD

Year	Team	AVG	G	AB	R	H	2B	3B	HR	RBI	SH	SFHBP	BB	IBB	SO	SB	CS	GDP	SLG	OBP	E	
1992	Ari. Cardinals	.337	55	211	55	71	4	2	0	13	1	1	5	24	0	18	23	7	1	.374	.415	1
1993	Savannah	.249	138	511	94	127	35	1	0	43	15	4	4	89	0	73	22	9	7	.321	.362	5
1994	St. Petersburg	.249	50	197	22	49	7	0	1	20	4	3	1	19	0	32	8	4	4	.300	.314	2
	Madison	.324	90	346	58	112	24	2	4	47	5	3	1	32	4	53	18	15	5	.439	.380	5
1995	Arkansas	.248	42	121	16	30	4	0	2	12	6	0	1	9	2	13	3	2	4	.331	.305	1
	St. Petersburg	.228	75	281	33	64	13	0	1	23	6	4	1	25	3	49	2	3	5	.285	.289	15
1996	Arkansas	.208	106	216	27	45	7	3	2	14	5	1	0	13	0	32	2	4	8	.296	.252	2
1997	Arkansas	.259	103	263	33	68	6	3	4	35	3	2	1	19	4	39	2	4	6	.350	.309	2
1998	Memphis	.334	78	329	52	110	30	7	6	46	1	1	3	21	0	39	11	10	4	.523	.379	3
	Arkansas	.354	60	223	45	79	21	4	9	46	1	2	1	21	4	18	4	2	2	.605	.409	1
	ST. LOUIS	.200	10	20	5	4	1	0	0	1	1	0	1	1	0	3	0	1	0	.205	.273	0
1999	ST. LOUIS	.275	152	513	65	141	28	4	9	44	9	5	6	41	8	87	7	4	3	.398	.333	9
2000	Norfolk	.257	43	171	28	44	10	2	5	18	2	1	0	16	1	34	7	3	3	.427	.319	4
	New York (NL)	.222	87	153	20	34	14	1	2	19	8	2	1	5	0	29	3	1	2	.366	.248	5
2001	New York (NL)	.283	116	283	41	80	17	3	8	30	6	3	10	17	0	57	8	5	2	.449	.342	3
2002	Binghamton	.000	1	5	0	0	0	0	0	0	0	0	0	0	1	0	0	0	0	.000	.000	0
	Brooklyn	.250	1	4	0	1	0	0	0	1	0	0	0	0	0	0	0	0	0	.250	.250	0
	New York (NL)	.199	105	196	22	39	8	1	3	26	3	3	3	9	0	50	4	4	0	.296	.242	5
2003	Norfolk	.316	5	19	3	6	0	0	1	3	0	0	2	2	0	2	3	0	0	.474	.435	0
	New York (NL)	.241	119	278	31	67	11	0	1	16	6	1	3	25	4	57	3	0	6	.291	.309	6
2004	New York (NL)	.254	75	138	17	35	3	1	1	16	6	1	0	9	4	32	4	1	0	.312	.297	3
2005	Omaha	.167	5	18	4	3	1	0	0	1	0	0	0	4	0	2	0	0	1	.222	.318	1
	Kansas City	.239	83	180	16	43	7	0	1	6	5	0	0	6	0	35	4	4	5	.294	.263	4
2006	Round Rock	.315	112	422	64	133	21	10	46	7	5	3	23	1	65	16	7	5	441	.351	13	
	Houston	.000	7	6	0	0	0	0	0	0	0	0	0	0	2	0	0	0	0	.000	.000	0
2007	Pawtucket	.268	122	477	50	128	23	2	8	49	8	1	6	28	2	104	6	9	14	.375	.316	8
	MINOR TOTALS	.281	1086	3814	584	1070	206	27	53	417	64	28	29	345	21	574	127	79	69	.390	.343	62
	MAJOR TOTALS	.251	754	1767	217	443	89	10	25	158	44	15	24	113	16	352	33	20	18	.355	.302	39



MCEWING — MANAGERIAL RECORD

Year	Club	League	Finish	W	L
2009	Winston-Salem	Carolina (A)	1st	73	65
2010	Winston-Salem	Carolina (A)	1st	81	58
2011	Charlotte	International (AAA)	3rd	69	74
MINOR TOTALS				223	197

Former Cardinals "super-utility" player Joe McEwing, 50, returns to the St. Louis organization for the first time since the spring of 2000 when he was traded to the New York Mets.

McEwing was named the Cardinals Bench Coach on January 12, 2023 after recently-hired Matt Holliday resigned the post for family reasons.

Last season was McEwing's 16th as a member of the Chicago White Sox organization where he began his coaching career in 2008 as Hitting Coach at Charlotte (AAA). He spent the past 11 seasons on the White Sox Major League coaching staff, serving as Third Base Coach (2012-16 & 2021-22) and Bench Coach (2017-20).

Joe managed three seasons in the White Sox minor-league system, compiling a .531 (223-197) winning percentage between Class AAA Charlotte Knights in 2011 and Class A Winston-Salem in 2009-10. McEwing was named Carolina League Manager of the Year in both of his seasons at Winston-Salem, guiding the Dash to a pair of postseason berths. He also managed the Mesa Solar Sox in the 2011 Arizona Fall League.

McEwing managed the White Sox in Manager Rick Renteria's absence in 11 games during his four seasons as Bench Coach, going 6-5 in those contests.

McEwing was drafted by the Cardinals in the 28th round of the 1992 draft and played professionally for 16 seasons, including nine in the major leagues with St. Louis (1998-99), New York-NL (2000-04), Kansas City (2005) and Houston (2006).

Affectionately named "Super Joe" in his time with the Cardinals, McEwing finished sixth in the National League Rookie of the Year balloting in 1999, batting .275 with 28 doubles, nine home runs and 44 RBI in 152 games with the Cardinals. His 25-game hitting streak in 1999 still stands amongst the longest in franchise history. Joe appeared in 11 games with the Mets during the 2000 postseason as the club reached the World Series.

Joe was inducted into the Irish American Baseball Hall of Fame in New York City on 5/7/13, along with former major-leaguer Rusty Staub, former Dodgers owner Peter O'Malley, Hall of Fame baseball writer Bill Madden and sportswriter Dan Shaughnessy. He attended County College of Morris in Randolph, N.J. and was inducted into the school's Hall of Fame in 2001. McEwing is a 1990 graduate of Bishop Egan High School in Fairless Hills, Pa. He participated in Baseball 101 with then Kansas City Royals manager Buddy Bell in 2005, which raised \$20,000 for the Down's Syndrome Guild of Greater Kansas City.

McEwing and his wife, Courtnie, have three children: Joseph, Grace and Ashlyn.

PROFESSIONAL COACHING CAREER

St. Louis Cardinals Bench Coach	2023
Chicago White Sox Third Base Coach	2021-22
Chicago White Sox Bench Coach	2017-20
Chicago White Sox Third Base Coach	2012-16
Charlotte (AAA) Manager	2011
Winston-Salem (A) Manager	2010
Winston-Salem (A) Manager	2009
Charlotte (AAA) Hitting Coach	2008



WILLIE McGEE

51

FULL NAME: Willie Dean McGee

BORN: San Francisco, California

DATE OF BIRTH: November 2, 1958

OPENING DAY AGE: 64

UNIFORM NUMBERS WORN: 51 (1982-present)

COACH 

MCGEE — COMPLETE RECORD

Year Team	AVG	G	AB	R	H	2B	3B	HR	RBI	SH	SF	HBP	BB	IBB	SO	SB	CS	GDP	SLG	OBP	E
1977 Oneonta	.236	65	225	31	53	4	3	2	22	3	2	2	13	-	65	13	4	-	.307	.281	10
1978 Fort Lauderdale	.251	124	423	62	106	6	6	0	37	8	2	2	50	-	78	25	8	-	.293	.331	9
1979 West Haven	.243	49	115	21	28	3	1	1	8	3	0	1	13	-	17	7	1	-	.313	.326	3
Fort Lauderdale	.318	46	176	25	56	8	3	1	18	2	0	0	17	-	34	16	4	-	.415	.378	2
1980 Nashville	.283	78	223	35	63	4	5	1	22	4	1	2	19	-	39	7	8	-	.359	.343	6
1981 Nashville	.322	100	388	77	125	20	5	7	63	6	4	1	24	1	46	24	7	-	.454	.360	6
1982 ST. LOUIS	.296	123	422	43	125	12	8	4	56	2	1	2	12	2	58	24	12	9	.391	.318	11
1982 Louisville	.291	13	55	11	16	2	2	1	3	1	0	0	2	0	7	5	1	-	.455	.316	1
1983 ST. LOUIS	.286	147	601	75	172	22	8	5	75	1	3	0	26	2	98	39	8	8	.374	.314	5
Arkansas#	.276	7	29	5	8	1	1	0	2	0	0	0	4	1	6	1	0	-	.379	.364	0
1984 ST. LOUIS	.291	145	571	82	166	19	11	6	50	0	3	1	29	2	80	43	10	12	.394	.325	6
1985 ST. LOUIS	*.353	152	612	114	*216	26	*18	10	82	1	5	0	34	2	86	56	16	3	.503	.384	9
1986 ST. LOUIS	.256	124	497	65	127	22	7	7	48	0	4	1	37	7	82	19	16	8	.370	.306	3
1987 ST. LOUIS	.285	153	620	76	177	37	11	11	105	1	5	2	24	5	90	16	4	*24	.434	.312	7
1988 ST. LOUIS	.292	137	562	73	164	24	6	3	50	2	3	1	32	5	84	41	6	10	.372	.329	9
1989 ST. LOUIS	.236	58	199	23	47	10	2	3	17	0	1	1	10	0	34	8	6	2	.352	.275	3
Louisville#	.407	8	27	5	11	4	0	0	4	0	2	0	3	1	4	3	0	-	.556	.438	1
1990 ST. LOUIS	*.335	125	501	76	168	32	5	3	62	0	2	1	38	6	86	28	9	9	.437	.382	16
Oakland	.274	29	113	23	31	3	2	0	15	0	0	0	10	0	18	3	0	4	.336	.333	1
1991 San Francisco	.312	131	497	67	155	30	3	4	43	8	2	2	34	3	74	17	9	11	.408	.357	6
Phoenix#	.500	4	10	4	5	1	0	0	1	0	0	0	3	0	1	2	0	0	.600	.615	1
1992 San Francisco	.297	138	474	56	141	20	2	1	36	5	1	1	29	3	88	13	4	7	.354	.339	6
1993 San Francisco	.301	130	475	53	143	28	1	4	46	3	2	1	38	7	67	10	9	12	.389	.353	5
1994 San Francisco	.282	45	156	19	44	3	0	5	23	1	4	0	15	2	24	3	0	8	.397	.337	1
1995 Boston	.285	67	200	32	57	11	3	2	15	5	3	0	9	0	41	5	2	5	.400	.311	3
Pawtucket	.476	5	21	9	10	0	0	0	2	0	0	0	0	0	4	2	0	0	.476	.476	1
1996 ST. LOUIS	.307	123	309	52	95	15	2	5	41	1	1	2	18	2	60	5	2	8	.417	.348	5
1997 ST. LOUIS	.300	122	300	29	90	19	4	3	38	0	1	0	22	2	59	8	2	6	.420	.347	2
1998 ST. LOUIS	.253	120	269	27	68	10	1	3	34	0	3	0	14	5	49	7	2	6	.331	.287	7
1999 ST. LOUIS	.251	132	271	25	68	7	0	0	20	0	2	0	17	3	60	7	4	5	.277	.293	3
MAJOR TOTALS	.295	2201	7649	1010	2254	350	94	79	856	30	46	15	448	58	1238	352	121	157	.396	.333	108

*Led league # Injury Rehabilitation Assignment



CAREER NOTES:

Willie McGee returns to the Cardinals Major League coaching staff for his sixth season and is responsible for a variety of areas including outfield play, base running and hitting. Prior to 2018, McGee spent several seasons serving as a Special Assistant to the GM, assisting with instruction at both the Major and Minor League levels.

McGee, 64, is a decorated member of the Cardinals organization, a beloved figure among Cardinals fans and a member of the St. Louis Cardinals Hall of Fame (inducted in 2014).

McGee, who came to the Cardinals organization in October of 1981 in a trade with the New York Yankees for pitcher Bob Sykes, emerged on the national scene in 1982 when he starred during the World Series with his spectacular catches and a pair of key homers that helped the Redbirds to their first World Championship since 1967.

As a key member of the Redbirds during the "Whitey Ball" era, McGee helped the Cardinals to two additional World Series appearances in 1985 and 1987 and in 1985 he became the first Cardinal voted the National League's Most Valuable Player since 1979 (Keith Hernandez), leading the Senior Circuit with his .353 batting average, 216 hits and 18 triples. His .353 batting mark and 216 hits from 1985 still stand as the Cardinals single-season records for a switch-hitter.

A four-time All-Star (1983, 1985, 1987, 1988), the fleet-footed McGee posted a career batting mark of .295 with 352 steals and 94 triples in 18 seasons with St. Louis (1981-90 & 1996-99), Oakland (1990), San Francisco (1991-94) and Boston (1995). He currently ranks among Cardinals all-time top-10 leaders in stolen bases (301-4th), triples (83-7th) and pinch-hits (59-3rd).

In July of 1990, McGee was traded to the Oakland Athletics and helped them to the American League Championship. That year he became the first player in Major League history to win a batting title (.335) in one league after having been traded to a team in the other league. After stints in San Francisco and Boston, Willie returned to St. Louis in 1996 and helped the Cardinals to the N.L. Central title before retiring after the 1999 season.

McGee won *Rawlings* Gold Glove awards for defensive excellence in 1983, 1985 and 1986 and was a National League Silver Slugger recipient in 1985.

A 1976 graduate of Harry Ellis High School in Richmond, Calif., McGee and his wife, Vivian, have five children, Nanuashika, Jessica, Whitney, Virginia, William, and eight grandchildren.

PROFESSIONAL COACHING CAREER

St. Louis Cardinals Coach.....2018-23

AWARDS & HONORS

National League Most Valuable Player

1985: St. Louis

National League All-Star

1983: St. Louis

1985: St. Louis

1987: St. Louis

1988: St. Louis

Rawlings Gold Glove Recipient

1983: St. Louis (OF)

1985: St. Louis (OF)

1986: St. Louis (OF)

Louisville Slugger Silver Slugger Award

1985: St. Louis (OF)

World Series Championship

1982: St. Louis

National League Championship

1985: St. Louis

1987: St. Louis

American League Championship

1990: Oakland

National League Batting Title

1985: St. Louis

1990: St. Louis

St. Louis Cardinals Hall of Fame

Inducted in 2014



JULIO RANGEL

74

(rahn-HEL)

FULL NAME: Julio Cesar Rangel

BORN: Panama City, Panama

DATE OF BIRTH: September 28, 1975

OPENING DAY AGE: 47 (turns 48 on September 28)

UNIFORM NUMBERS WORN: 47 (2019-20), 74 (2023)

ASST. PITCHING COACH/BULLPEN 

RANGEL — COMPLETE RECORD

Year	TEAM	W-L	ERA	G	GS	SV	IP	H	R	ER	BB	SO
1994	GCL Yankees	0-0	2.45	5	0	0	7.1	7	6	2	1	9
1995	GCL Yankees	1-3	4.40	14	0	2	28.2	20	18	14	16	30
1996	Oneonta	7-2	2.96	15	14	0	85	64	35	28	36	79
1997	Greensboro	12-9	3.57	26	26	0	163.2	147	80	65	49	122
1998	Tampa	2-3	5.15	10	7	0	43.2	47	30	25	30	31
	GCL Yankees	1-0	5.27	3	3	0	13.2	18	8	8	7	19
1999	Tampa	3-3	2.93	12	9	1	55.1	48	23	18	17	36
2000	Norwich	0-3	5.45	17	2	0	38	48	28	23	20	24
	Tampa	7-1	2.84	12	10	0	63.1	59	24	20	26	67
2002	Berkshire - Indep.	0-0	4.50	2	0	0	2.0	0	1	1	3	2
MINOR TOTALS		33-24	3.66	114	71	3	498.2	458	252	203	202	417
INDEPENDENT TOTALS		0-0	4.50	2	0	0	2.0	0	1	1	3	2



CAREER NOTES:

Julio Rangel is entering his first season as the team's Assistant Pitching Coach/Bullpen, returning to the Major Leagues as a coach for the first time since 2020. Rangel was named to his current post on November 8, 2022.

Rangel, 47, spent the past two seasons (2021-22) as the Minor League Pitching Coordinator for the Boston Red Sox.

A native of Panama City, Rangel served as the Major League pitching coach for the Texas Rangers in 2019 and 2020 and was hired as bullpen coach for the Cincinnati Reds for the 2019 season prior to his move to the Rangers.

Following a seven-year playing career in the New York Yankees minor league system (1994-2000), Julio began his coaching career with the Tampa Yankees in 2001.

He spent 11 years in the Cleveland system as a Cultural Development Coordinator (2007-08), Mental Skills Coordinator (2009-10), Lower Level Pitching Coordinator (2011-15), and Assistant Field Coordinator (2016-17). In 2018, Julio served as the San Francisco Giants' Minor League Pitching Coordinator.

Julio and his wife, Vanessa, live in Clearwater, FL with their daughter, Alexa, and son, JC.

PROFESSIONAL COACHING CAREER

St. Louis Cardinals Asst. Pitching/Bullpen Coach ..	2023
Boston Red Sox, MiLB Pitching Coordinator ...	2021-22
Texas Rangers Pitching Coach	2019-20
Cincinnati Reds Bullpen Coach	2019
San Francisco Giants, MiLB Pitching Coordinator..	2018
Cleveland, Asst. Field Coordinator.....	2016-17
Cleveland, MiLB Pitching Coordinator.....	2011-15
Cleveland, Mental Skills Coordinator.....	2009-10
Cleveland, Cultural Dev. Coordinator.....	2007-08
Tampa Yankees, Coach	2001



TURNER WARD

49

FULL NAME: Turner Max Ward

BORN: Orlando, Florida

DATE OF BIRTH: April 11, 1965

OPENING DAY AGE: 57 (Turns 58 on April 11)

UNIFORM NUMBERS WORN: 68 (1990), 20 (1991),
24 (1991-93), 16 (1993), 27 (1994-96), 12 (1997-99),
10 (1999-2000), 25 (2001)

HITTING COACH 

WARD — COMPLETE RECORD

Year	Team	AVG	G	AB	R	H	2B	3B	HR	RBI	SH	SF	HBP	BB	IBB	SO	SB	CS	GDP	SLG	OBP	E
1986	Oneonta	.281	63	221	42	62	4	1	1	19	2	3	2	31	1	39	6	6	---	.321	.370	5
1987	Ft. Lauderdale	.294	130	493	83	145	15	2	7	55	7	3	6	64	4	83	25	3	---	.375	.380	8
1988	Columbus	.251	134	490	55	123	24	1	7	50	8	2	3	48	5	100	28	5	---	.347	.320	1
1989	Canton-Akron	.301	30	93	19	28	5	1	0	3	0	0	0	15	0	16	1	2	---	.376	.398	0
	ARZ Indians	.200	4	15	2	3	0	0	0	1	0	0	0	2	0	2	1	0	---	.200	.294	0
1990	Col. Springs	.299	133	495	89	148	24	9	6	65	5	9	4	72	1	70	22	15	---	.420	.386	9
	Cleveland	.348	14	46	10	16	2	1	1	10	0	0	0	3	0	8	3	0	1	.500	.388	1
1991	Syracuse	.330	59	218	40	72	11	3	7	32	1	0	0	47	1	22	9	6	5	.505	.449	0
	Col. Springs	.196	14	51	5	10	1	1	1	3	1	0	0	6	0	9	2	1	1	.314	.281	1
	Cleveland	.230	40	100	11	23	7	0	0	5	4	0	0	10	0	16	0	0	1	.300	.300	0
	Toronto	.308	8	13	1	4	0	0	0	2	0	0	0	1	0	2	0	0	1	.308	.357	0
1992	Syracuse	.239	81	280	41	67	10	2	10	29	2	1	2	44	3	43	7	5	8	.396	.346	5
	Toronto	.345	18	29	7	10	3	0	1	3	0	0	0	4	0	4	0	1	1	.552	.424	0
1993	Knoxville	.261	7	23	6	6	2	0	0	2	0	0	0	7	0	3	3	0	0	.348	.433	0
	Toronto	.192	72	167	20	32	4	2	4	28	3	4	1	23	2	26	3	3	7	.311	.287	1
1994	Milwaukee	.232	102	367	55	85	15	2	9	45	0	5	3	52	4	68	6	2	9	.357	.328	4
1995	New Orleans	.242	11	33	3	8	1	1	1	3	0	0	0	4	0	10	0	0	1	.424	.324	1
	Beloit#	.000	2	5	0	0	0	0	0	0	0	0	0	3	0	1	0	0	0	.000	.375	0
	Milwaukee	.264	44	129	19	34	3	1	4	16	1	1	1	14	1	21	6	1	2	.395	.338	1
1996	New Orleans	.348	9	23	4	8	1	0	1	1	0	0	1	7	0	4	0	0	0	.522	.516	0
	Milwaukee	.179	43	67	7	12	2	1	2	10	1	1	0	13	0	17	3	0	3	.328	.309	0
1997	Calgary	.340	59	209	44	71	18	3	9	44	0	1	5	24	0	26	7	1	5	.584	.418	3
	Pittsburgh	.353	71	167	33	59	16	1	7	33	3	1	2	18	2	17	4	1	1	.587	.420	0
1998	Pittsburgh	.262	123	282	33	74	13	3	9	46	4	7	4	27	1	40	5	4	4	.426	.328	3
1999	Nashville	.292	35	89	15	26	3	1	2	17	0	0	1	16	0	14	3	1	1	.416	.406	2
	Tucson	.375	12	40	9	15	2	0	2	8	0	0	1	7	0	4	4	1	1	.575	.479	2
	Altoona#	.000	1	3	1	0	0	0	0	0	0	0	0	2	0	2	0	0	0	.000	.400	0
	Pittsburgh	.209	49	91	2	19	2	0	0	8	3	1	1	13	0	9	2	2	2	.231	.311	2
	Arizona	.348	10	23	6	8	1	0	2	7	0	1	0	2	0	6	0	0	0	.652	.385	0
2000	Tucson	.378	32	82	24	31	10	1	4	16	0	0	0	17	2	7	0	1	3	.671	.485	0
	Arizona	.173	15	52	5	9	4	0	0	4	1	1	0	5	0	7	1	1	3	.250	.241	0
2001	Scranton-WB	.275	70	222	28	61	22	4	4	27	0	3	2	30	4	31	9	0	5	.464	.362	2
	Philadelphia	.267	17	15	1	4	1	0	0	2	0	0	1	1	1	6	0	0	1	.333	.353	0
MINOR TOTALS		.287	886	3085	510	884	153	30	62	375	26	22	27	446	21	486	127	47	---	.416	.379	39
MAJOR TOTALS		.251	626	1548	210	389	73	11	39	219	20	22	13	186	11	247	33	15	36	.388	.332	12

*Led league # Injury Rehabilitation Assignment



WARD — MANAGERIAL RECORD

Year	Club	League	Finish	W	L
2006	GCL Pirates	Gulf Coast League (R)	2nd (South Division)	27	26
2007	State College (Pa.)	New York-Penn (A)	3rd (Pinckney Division)	36	39
2011	Mobile*	Southern (AA)	2nd/1st (South Division)	84	54
2012	Mobile*	Southern (AA)	1st/5th (South Division)	69	71
MINOR TOTALS				216	190

* League Champions

CAREER NOTES:

Ward enters his second season as a member of the Cardinals coaching staff, and his first as the team's Hitting Coach. Ward first joined the organization in November of 2021 as Assistant Hitting Coach.

He previously served as a Major League hitting coach for Cincinnati (2019), Los Angeles Dodgers (2016-18) and the Arizona Diamondbacks (2014-15) and he was the Assistant Hitting Coach for Arizona in 2013.

Ward, who turns 58 on April 11, played 12 seasons in the majors from 1990-2001 before transitioning into coaching.

Drafted by the Yankees (18th round) in 1986 as an outfielder out of the University of South Alabama, the switch-hitting Ward played for the Indians (1990-91), Blue Jays (1991-1993), Brewers (1994-96), Pirates (1997-99), Diamondbacks (1999-2000) and Phillies (2001).

He spent eight years coaching in the Arizona Diamondbacks organization, serving as Hitting Coach at Class AA Mobile (2008-10), Manager at Mobile (2011-12), Assistant Hitting coach for Arizona (2013) and Hitting Coach for Arizona (2014-15). The Alabama native was the Hitting Coach for the Los Angeles Dodgers from 2016-18, which included consecutive trips to the World Series in 2017 and 2018. Ward then joined the Cincinnati Reds as hitting coach in 2019. He also managed in the minors in 2006 with the Gulf Coast League Pirates and in 2007 with the State College Spikes of the New York-Penn League (A).

Ward's Mobile teams won consecutive Southern League championships in 2011 and 2012, and he was named Southern League Manager of the Year in 2011 as Mobile was voted Minor League Team of the Year by *Baseball America*. Ward in 2012 was a coach for the World Team at the All-Star Futures Game at Kansas City and managed in the Southern League All-Star Game.

Ward played for the Toronto Blue Jays' World Series championship teams in 1992 and 1993 and he hit a pinch-hit, two-run HR in Game 3 of the 1999 NL Division Series for Arizona against the New York Mets. He was playing RF for the Pirates vs the Dodgers on 5/3/98 at Three Rivers Stadium when the momentum of his leaping catch of Mike Piazza's fly ball carried him through the outfield wall.

Ward graduated from Satsuma (AL) High School and attended the University of South Alabama in Mobile, where he was a teammate of 19-year veteran Major Leaguer Luis Gonzalez, and Faulkner State (Ala.) Junior College. In 2016 earned his bachelor's degree in business administration from the University of Phoenix. Turner and his wife, Donna, have three children; Tucker, Olin and Kendall. His son Tucker, a right-handed pitcher, was selected out of Louisiana Tech University by the Diamondbacks in the 40th round of the 2105 amateur draft and spent three seasons in the Arizona organization.

PROFESSIONAL COACHING CAREER

St. Louis Cardinals Hitting Coach.....	2023
St. Louis Cardinals Asst. Hitting Coach.....	2022
Cincinnati Reds Hitting Coach.....	2019
Los Angeles Dodgers Hitting Coach.....	2016-18
Arizona Diamondbacks Hitting Coach.....	2014-15
Arizona Diamondbacks Asst. Hitting Coach.....	2013
Mobile (AA) Manager.....	2011-12
Mobile (AA) Hitting Coach.....	2008-10
State College (A) Manager.....	2007
GCL Pirates (R) Manager.....	2006

AWARDS & HONORS

Southern League Hall of Fame 2015
Southern League All-Star Game Manager 2012: Mobile (AA)
Southern League Manager of the Year 2011: Mobile (AA)
Southern League Championship 2011: Mobile (AA) 2012: Mobile (AA)
Mobile (Ala.) Sports Hall of Fame 2007
Alabama Junior College Hall of Fame 1996



RON "POP" WARNER

75

FULL NAME: Ronald Michael Warner

BORN: Alhambra, California

DATE OF BIRTH: December 2, 1968

OPENING DAY AGE: 54

UNIFORM NUMBERS WORN: 75 (2017-present)

THIRD BASE COACH 

WARNER — MANAGERIAL RECORD

Year	Club	League	Finish	W	L
2003	Johnson City	Appalachian (R)	4th (West)	27	36
2005	Palm Beach	Florida State (A)	3rd (East)*	69	71
2006	Palm Beach	Florida State (A)	1st (East)	75	60
2007	Springfield	Texas (AA)	1st (North)	73	63
2008	Springfield	Texas (AA)	1st (North)	76	64
2009	Springfield	Texas (AA)	3rd (North)	71	69
2010	Springfield	Texas (AA)	2nd (North)	76	64
2011	Springfield	Texas (AA)	4th (North)	62	77
2012	Memphis	Pacific Coast (AAA)	3rd (American North)	57	87
2013	Memphis	Pacific Coast (AAA)	3rd (American North)	69	75
2014	Memphis	Pacific Coast (AAA)	1st (American South)	79	64
MINOR TOTALS				734	730

* League Champions

WARNER — PLAYING RECORD

Year	Club	LG	AVG	G	AB	R	H	2B	3B	HR	RBI	BB	SO	SB
1991	Hamilton	NYPL	.301	71	219	31	66	11	3	1	20	28	43	9
1992	Savannah	SAL	.219	85	242	30	53	8	1	0	12	29	63	2
1993	St. Petersburg	FSL	.289	103	311	42	90	8	3	4	37	31	39	5
1994	Arkansas	Tex	.240	95	233	28	56	14	1	4	25	39	57	1
1995	Arkansas	Tex	.245	47	98	9	24	3	0	0	8	16	15	0
1996	Arkansas	Tex	.300	84	233	36	70	22	4	6	39	38	25	5
1997	Louisville	AA	.232	101	276	43	64	16	0	7	30	42	45	4
1998	Memphis	PCL	.270	116	370	57	100	29	1	7	38	42	68	3
1999	Memphis	PCL	.290	90	245	35	71	14	1	11	33	32	70	8
MINOR TOTALS			.267	792	2227	311	594	125	14	40	242	297	425	37



CAREER NOTES:

Warner enters his 33rd season in the Cardinals organization and his fifth on the Opening Day Major League coaching staff as the third base coach. The 2023 season marks his sixth-straight year in some capacity on the Major League staff with two prior seasons (2017-18) being transferred onto the Major League coaching staff midway through the season following coaching transactions.

Warner has 11 years of managerial experience in the Cardinals organization, most recently as the manager of triple-A Memphis (2012-14) with double-A Springfield (2007-11) and high-A Palm Beach (2005-06) also under his tutelage. In 2003, his managerial career began with the rookie league Johnson City Cardinals of the short-season Appalachian League.

In 2005, Warner managed the Palm Beach Cardinals to the Florida State League playoffs, where the squad knocked off the Vero Beach Dodgers in three games (2-1) before winning the league championship in five games (3-2) over the heavily favored Lakeland Tigers. The resilient Palm Beach squad took the title game with home runs in the 9th and 10th innings tying and taking the lead on the road. Warner was named the 2005 George Kissell Award winner by his peers following his efforts.

Warner guided his teams to the postseason in five of his first eight years and 6-of-11 overall. His minor league managerial record stands at 734-730 (.501).

His coaching career began in 2000 serving as the batting practice pitcher for the St. Louis Cardinals before moving on to take a coaching role for double-A New Haven in 2001. In 2002-03, Warner was the hitting coach for short-season New Jersey (A) and then held the same post with single-A Peoria in 2004.

Following his days as a minor league manager, Warner took roles as the team's Minor League Infield Coordinator (2015-16) and then Assistant Field Coordinator (2017-18).

Originally a 17th round draft pick (441st overall) by the St. Louis Cardinals in 1991 out of the University of Wyoming baseball program, Warner, a native of southern California, played nine years in the Cardinals minor leagues covering 792 career games. He batted .267 with 40 home runs and 242 RBI playing a myriad of positions including all infield spots, outfield and made three relief appearances as a pitcher. He played in 238 games as a shortstop, his most at any position.

Warner, 54, resides in St. Charles, Mo., with his wife Laura, sons, Colin Michael (1/9/04) and Benjamin Anthony (1/25/10) and daughter Callie Marie (10/2/11). He wears uniform No. 75 to honor the late Darryl Kile (flipping the 5-and-7), as the Cardinals have not issued uniform No. 57 since Kile's untimely death in 2002.

PROFESSIONAL COACHING CAREER

St. Louis Cardinals Third Base Coach	2019-23
St. Louis Cardinals Interim Bench Coach	2018
Cardinals Assistant Field Coordinator	2017
St. Louis Cardinals Interim Coach	2017
Cardinals Minor League Infield Coordinator	2017
Memphis (AAA) Manager	2012-14
Springfield (AA) Manager	2007-11
Palm Beach (A) Manager	2005-06
Peoria (A) Hitting Coach.....	2004
Johnson City (R) Manager.....	2003
New Jersey (SS-A) Hitting Coach	2002
New Haven (AA) Coach	2001
St. Louis Cardinals Batting Practice Pitcher	2000

AWARDS & HONORS

George Kissell Award
2005: Palm Beach (A)

Florida State League Manager of the Year
2006: Palm Beach (A)

Florida State League Championship
2005: Palm Beach (A)



PATRICK "PACKY" ELKINS
GAMEDAY PLANNING COACH - HITTING/PITCHING (88)

Patrick "Packy" Elkins enters his 13th season in the Cardinals organization and his fourth as a member of the Major League coaching staff. Packy's duties include game day planning, strategy and scouting, working with both the hitting and pitching coaches.

Prior to joining the Major League coaching staff in 2020, Elkins worked five years as a Major League Pro Scout in the Cardinals organization and as a 4th Coach in 2014, where he joined Manager Mike Shildt's staff in Double-A Springfield.

Elkins played four years of college baseball at Belmont University in Nashville, Tenn., where he graduated with a Marketing degree in 2010. He was later selected by St. Louis in the 37th round of that season's First-Year Player Draft. The infielder played the 2010 season under Shildt in Johnson City, 2011 in Quad Cities, and 2012 in Palm Beach with Jeff Albert as his hitting coach.

Elkins, 35, resides in Raleigh, N.C. with his wife, Brittany, daughter, Annie (6), and son, Joseph (4).



DANIEL NICOLAISEN
THIRD HITTING COACH (80)

Daniel Nicolaisen is entering his first season as a member of the Major League coaching staff, being named as the third hitting coach on January 12, 2023.

The 2023 season marks Nicolaisen's fourth as a member of the Cardinals organization. He served as the team's Assistant Minor League Hitting Coordinator last year. Daniel spent the 2021 season as the hitting coach for Palm Beach (A) - his second overall coaching in the Cardinals organization. He was set to serve as the hitting coach for the Johnson City Cardinals (R) in 2020 before the minor league season was cancelled due to the pandemic.

Nicolaisen came to the Cardinals after coaching college softball for two seasons at Seton Hall University where he was the Volunteer Assistant in 2018 before being elevated to the role of Assistant Coach in 2019. The Pirates achieved several offensive accolades including the first player to bat .400 in 30 years in the program, two players broke the previous single-season doubles mark, boasted the top two hit collectors in Big East Conference play, and the leader in home runs per game.

Prior to his stint at Seton Hall, Nicolaisen was a Softball School Instructor at the Danish Softball Federation in Denmark.

The former outfielder played one season of college baseball at Neumann University in Aston, Pa., two seasons at Atlantic Cape Community College and was a member of the Danish Junior and Men's National Fast-Pitch teams during his time in Denmark.

Nicolaisen, 29, a native of Ballerup, Denmark, is one of the youngest coaches in the Cardinals organization. He makes his home in Jupiter, Fla. with his wife Wendi.



ADAM OLSEN
DIRECTOR OF
MEDICAL OPERATIONS/
HEAD ATHLETIC TRAINER



CHRIS CONROY
ASSISTANT
ATHLETIC TRAINER



KEITH JOYNT
ASSISTANT
ATHLETIC TRAINER



THOMAS KNOX
ASSISTANT DIRECTOR,
PERFORMANCE



LANCE THOMASON
STRENGTH AND
CONDITIONING COACH



JASON SHUTT
PERFORMANCE SPECIALIST
PHYSICAL THERAPIST



MATT LEONARD
MAJOR LEAGUE
PHYSICAL THERAPIST



CYRUS POTIER
SOFT TISSUE THERAPIST



JAMIE POGUE (94)
ASSISTANT MAJOR LEAGUE
COACH/BULLPEN COACH



**KLEININGER
TERAN (76)**
BULLPEN CATCHER

MANAGER: Oliver Marmol (37)

COACHES: Brandon Allen (87), Dusty Blake (90), Stubby Clapp (82), Joe McEwing (77), Willie McGee (51), Daniel Nicolaisen (80)
Julio Rangel (74), Turner Ward (49), Ron "Pop" Warner (75), Jamie Pogue (94), Kleininger Teran (76),
Patrick Elkins (88)

No.	Pitchers (24)	B	T	Ht.	Wt.	B-Date	Place of Birth	Residence
92	CABRERA, GÉNESIS	L	L	6-2	195	10/10/96	Santo Domingo, DR	Santo Domingo, DR
22	FLAHERTY, JACK	R	R	6-4	230	10/15/95	Burbank, CA	Sherman Oaks, CA
65	GALLEGOS, GIOVANNY	R	R	6-2	205	8/14/91	Ciudad Obregón, Mexico	Ciudad Obregón, Mexico
56	HELSEY, RYAN	R	R	6-2	235	7/18/94	Talequah, OK	Cookson, OK
12	HICKS, JORDAN	R	R	6-2	215	9/6/96	Houston, TX	Houston, TX
43	HUDSON, DAKOTA	R	R	6-5	210	9/15/94	Dunlap, TN	Leawood, KS
52	LIBERATORE, MATTHEW	L	L	6-5	215	11/6/99	Peoria, AZ	Punta Gorda, FL
32	MATZ, STEVEN	R	L	6-3	205	5/29/91	Stony Brook, NY	Franklin, TN
39	MIKOLAS, MILES	R	R	6-4	230	8/23/88	Jupiter, FL	Jupiter, FL
72	MISIEWICZ, ANTHONY	R	L	6-1	195	11/1/94	Detroit, MI	Jacksonville, FL
47	MONTGOMERY, JORDAN	L	L	6-6	240	12/27/92	Sumter, SC	Sumter, SC
70	NAUGHTON, PACKY	R	L	6-2	195	4/16/96	Boston, MA	West Roxbury, MA
64	PACHECO, FREDDY	R	R	5-11	235	4/17/98	Guatire, Venezuela	Araguita, Venezuela
53	PALLANTE, ANDRE	R	R	6-0	215	9/18/98	Mission Viejo, CA	San Clemente, CA
58	RODRÍGUEZ, WILKING	R	R	6-1	240	3/2/90	Puerto Cabello, Venezuela	Puerto Cabello, Venezuela
59	ROMERO, JOJO	L	L	5-11	205	9/9/96	Camarillo, CA	Oxnard, CA
30	STRATTON, CHRIS	R	R	6-2	205	8/22/90	Tupelo, MS	Tupelo, MS
66	THOMAS, CONNOR	L	L	5-11	195	5/29/98	Omega, GA	Omega, GA
57	THOMPSON, ZACK	L	L	6-2	215	10/28/97	Selma, IN	St. Pete Beach, FL
34	VERHAGEN, DREW	R	R	6-7	245	10/22/90	Royse City, TX	Rockwall, TX
50	WAINWRIGHT, ADAM	R	R	6-7	225	8/30/81	Brunswick, GA	St. Simon's Island, GA
61	WALSH, JAKE	R	R	6-1	220	7/20/95	Indiatlantic, FL	Indiatlantic, FL
40	WOODFORD, JAKE	R	R	6-4	210	10/28/96	St. Petersburg, FL	Tampa, FL
60	ZUÑIGA, GUILLERMO	R	R	6-5	265	10/10/98	Cartagena, Colombia	Cartagena, Colombia



DIRECTOR, MEDICAL OPERATIONS: Adam Olsen

HEAD PHYSICIAN: Dr. George Paletta

ASSISTANT ATHLETIC TRAINERS: Chris Conroy, Keith Joynt

DIRECTOR, TEAM TRAVEL: Ernie Moore

PHYSICAL THERAPIST/PERFORMANCE: Thomas Knox, Jason Shutt

HEAD CLUBHOUSE MANAGER: Mark Walsh

STRENGTH & CONDITIONING COACH: Lance Thomason

DIRECTOR OF COMMUNICATIONS: Brian Bartow

PHYSICAL THERAPIST: Matt Leonard

2022 Clubs	W-L	ERA	G	GS	CG	SHO	SV	IP	H	R	ER	BB	SO	MLServ
ST. LOUIS	4-2	4.63	39	0	0	0	1	44.2	39	24	23	20	32	3.011
Memphis (AAA)	1-1	7.62	10	0	0	0	2	13.0	14	11	11	4	15	
ST. LOUIS	2-1	4.25	9	8	0	0	0	36.0	36	18	17	22	33	5.006
Memphis (AAA)	1-2	4.35	3	3	0	0	0	10.1	9	6	5	3	11	
Springfield (AA)	0-0	2.16	4	4	0	0	0	16.2	13	4	4	4	23	
ST. LOUIS	3-6	3.05	57	0	0	0	14	59.0	42	23	20	18	73	4.085
ST. LOUIS	9-1	1.25	54	0	0	0	19	64.2	28	11	9	20	94	3.105
ST. LOUIS	3-6	4.84	35	8	0	0	0	61.1	46	33	33	35	63	5.000
Memphis (AAA)	0-0	12.60	4	1	0	0	0	5.0	7	7	7	4	5	
ST. LOUIS	8-7	4.45	27	26	0	0	0	139.2	141	71	69	61	78	4.066
Memphis (AAA)	1-1	1.71	3	3	0	0	0	21.0	20	7	4	8	19	
ST. LOUIS	2-2	5.97	9	7	0	0	0	34.2	42	23	23	18	28	0.028
Memphis (AAA)	7-9	5.17	22	22	0	0	0	115.0	118	68	66	41	116	
ST. LOUIS	5-3	5.25	15	10	0	0	0	48.0	50	28	28	10	54	7.099
Memphis (AAA)	0-0	1.84	6	4	0	0	0	14.2	9	3	3	3	19	
Springfield (AA)	0-0	7.71	2	2	0	0	0	2.1	3	2	2	4	3	
ST. LOUIS	12-13	3.29	33	32	1	0	0	202.1	170	81	74	39	153	6.037
Seattle	0-1	4.61	17	0	0	0	0	13.2	14	7	7	6	8	2.108
Tacoma (AAA)	0-0	3.65	13	0	0	0	0	12.1	10	5	5	6	13	
Kansas City	1-1	4.11	15	0	0	0	0	15.1	13	8	7	4	19	
Omaha	2-1	4.05	8	0	0	0	0	6.2	3	3	3	4	19	
New York (AL)	3-3	3.69	21	21	0	0	0	114.2	103	48	47	23	97	5.153
ST. LOUIS	6-3	3.11	11	11	1	1	0	63.2	56	24	22	13	61	
ST. LOUIS	0-2	4.78	26	3	0	0	1	32.0	39	17	17	7	31	1.003
Memphis (AAA)	2-1	2.49	11	0	0	0	0	21.2	21	6	5	5	25	
Memphis (AAA)	2-2	2.41	26	0	0	0	4	33.2	17	12	9	12	43	0.000
Springfield (AA)	1-5	3.81	24	0	0	0	8	28.1	20	18	12	16	41	
ST. LOUIS	6-5	3.17	47	10	0	0	0	108.0	133	39	38	40	73	1.000
Dos Laredos (MEX)	6-2	2.01	46	0	0	0	17	44.2	27	11	10	13	73	0.008
Philadelphia	0-0	13.50	2	0	0	0	0	2.0	4	3	3	1	1	2.101
Lehigh Valley (AAA)	0-0	0.00	5	0	0	0	0	4.0	3	0	0	0	3	
Reading (AA)	0-0	3.00	2	0	0	0	2	3.0	5	1	1	0	4	
Clearwater (A)	2-0	2.25	4	2	0	0	0	4.0	4	1	1	2	5	
FCL Phillies (R)	0-0	0.00	1	1	0	0	0	1.0	0	0	0	0	3	
ST. LOUIS	0-0	3.77	15	0	0	0	0	14.1	9	6	6	9	16	
Memphis (AAA)	0-0	0.00	3	0	0	0	0	3.0	1	0	0	0	5	
Pittsburgh	5-4	5.09	40	1	0	0	2	40.2	50	26	23	13	37	5.100
ST. LOUIS	5-0	2.78	20	0	0	0	0	22.2	22	8	7	12	23	
Memphis (AAA)	6-12	5.47	28	25	1	1	0	135.0	172	92	82	40	110	0.000
ST. LOUIS	1-1	2.08	22	1	0	0	1	34.2	20	9	8	14	27	0.100
Memphis (AAA)	2-3	4.73	19	10	0	0	0	53.1	44	32	28	21	67	
ST. LOUIS	3-1	6.65	19	0	0	0	0	21.2	27	18	16	14	18	4.066
Memphis (AAA)	0-0	5.40	1	1	0	0	0	1.2	1	1	1	1	2	
Springfield (AA)	0-0	0.00	1	1	0	0	0	2.0	0	0	0	0	3	
Peoria (A)	0-0	0.00	3	2	0	0	0	4.0	3	1	0	2	3	
ST. LOUIS	11-12	3.71	32	32	1	0	0	191.2	192	80	79	54	143	17.027
ST. LOUIS	0-1	13.50	3	0	0	0	0	2.2	3	4	4	2	5	0.013
Memphis (AAA)	1-0	1.76	13	0	0	0	6	15.1	11	3	2	7	22	
ST. LOUIS	4-0	2.23	27	1	0	0	0	48.1	43	13	12	11	24	2.052
Memphis (AAA)	2-3	3.14	11	10	0	0	0	43.0	39	17	15	19	39	
Tulsa (AA)	4-4	4.77	48	0	0	0	11	54.2	47	32	29	30	66	0.000

ROSTER

No.	Catchers (3)	B	T	Ht.	Wt.	B-Date	Place of Birth	Residence
40	CONTRERAS, WILLSON	R	R	6-1	240	5/13/92	Puerto Cabello, Venezuela	Orlando, FL
47	HERRERA, IVÁN	R	R	6-0	225	6/1/00	Panama City, Panama	Panama City, Panama
7	KNIZNER, ANDREW	R	R	6-1	215	2/3/95	Glen Allen, VA	Raleigh, NC

No.	Infielders (7)	B	T	Ht.	Wt.	B-Date	Place of Birth	Residence
28	ARENADO, NOLAN	R	R	6-2	215	4/16/91	Newport Beach, CA	San Clemente, CA
11	DEJONG, PAUL	R	R	6-0	205	8/2/93	Orlando, FL	Hazelhurst, WI
33	DONOVAN, BRENDAN	L	R	6-1	210	1/16/97	Wurzburg, Germany	Madison, AL
19	EDMAN, TOMMY	S	R	5-10	193	5/9/95	San Diego, CA	San Diego, CA
35	FERMÍN, JOSÉ	R	R	6-0	198	3/29/99	Puerto Plata, Dominican Rep.	Puerto Plata, Dominican Rep.
46	GOLDSCHMIDT, PAUL	R	R	6-3	225	9/10/87	Wilmington, DE	Jupiter, FL
16	GORMAN, NOLAN	L	R	6-1	219	5/10/00	Phoenix, AZ	Pompano Beach, FL

No.	Outfielders (6)	B	T	Ht.	Wt.	B-Date	Place of Birth	Residence
3	CARLSON, DYLAN	S	L	6-2	205	10/23/98	Elk Grove, CA	Elk Grove, CA
41	BURLESON, ALEC	L	L	6-2	230	11/25/98	Charlotte, NC	Stanley, NC
21	NOOTBAAR, LARS	L	R	6-2	205	9/8/97	El Segundo, CA	El Segundo, CA
27	O'NEILL, TYLER	R	R	5-11	200	6/22/95	Burnaby, BC, Canada	Burnaby, BC, Canada
13	YEPEZ, JUAN	R	R	6-1	240	2/19/98	Caracas, Venezuela	Nashville, TN



2022 Club	AVG.	G	AB	R	H	2B	3B	HR	RBI	BB	SO	SB	MLServ
Chicago (NL)	.243	113	416	65	101	23	2	22	55	45	103	4	6.108
ST. LOUIS	.111	11	18	0	2	0	0	0	1	2	8	0	0.029
Memphis (AAA)	.268	65	235	41	63	10	1	6	34	38	52	5	
ST. LOUIS	.215	97	260	28	56	10	0	4	25	26	62	0	3.021

2022 Club	AVG.	G	AB	R	H	2B	3B	HR	RBI	BB	SO	SB	MLServ
ST. LOUIS	.293	148	557	73	163	42	1	30	103	52	72	5	9.155
ST. LOUIS	.157	77	210	19	33	9	0	6	25	21	79	3	5.057
Memphis (AAA)	.249	51	201	36	50	10	0	17	54	20	52	1	
ST. LOUIS	.281	126	391	64	110	21	1	5	45	60	70	2	1.000
Memphis (AAA)	.298	16	57	12	17	3	0	1	6	8	8	0	
ST. LOUIS	.265	153	577	95	153	31	4	13	57	46	111	32	3.114
Columbus (AAA)	.215	90	270	60	58	11	0	6	31	42	46	9	0.000
ST. LOUIS	.317	151	561	106	178	41	0	35	115	79	141	7	11.059
ST. LOUIS	.226	89	283	44	64	13	0	14	35	28	103	1	0.139
Memphis (AAA)	.275	43	171	35	47	5	0	16	26	14	69	3	

2022 Club	AVG.	G	AB	R	H	2B	3B	HR	RBI	BB	SO	SB	MLServ
ST. LOUIS	.236	128	432	56	102	30	4	8	42	45	94	5	2.104
Memphis (AAA)	.778	3	9	5	7	3	0	1	4	2	1	0	
Springfield (AA)	.000	3	7	0	0	0	0	0	0	1	1	0	
ST. LOUIS	.188	16	48	4	9	1	0	1	3	5	9	1	0.029
Memphis (AAA)	.331	109	432	68	143	25	1	20	87	29	67	4	
ST. LOUIS	.228	108	290	53	66	16	3	14	40	51	71	4	1.076
Memphis (AAA)	.222	17	63	13	14	4	0	4	14	10	19	2	
ST. LOUIS	.228	96	334	56	76	11	1	14	58	38	103	14	4.059
Memphis (AAA)	.400	5	20	3	8	2	0	1	2	0	6	0	
ST. LOUIS	.253	76	253	27	64	13	0	12	30	16	61	0	0.127
Memphis (AAA)	.277	50	188	34	52	9	0	16	53	17	46	0	

NOLAN ARENADO needs

- 1 home run for 300
- 32 RBI for 1,000
- 36 walks for 500
- 116 games for 1,500
- 82 extra base hits for 750
- 183 total bases for 3,000
- 2 home runs at Busch III for 35 (T8th all-time, Ryan Ludwick), 3 for 36 (T7th Carlos Beltran) 4 for 37 (T6th Randal Grichuk)

WILLSON CONTRERAS needs

- 33 home runs for 150

PAUL DeJONG needs

- 2 home runs at Busch III for 35 (T8th all-time, Ryan Ludwick), 3 for 36 (T7th Carlos Beltran) 4 for 37 (T6th Randal Grichuk)
- 4 RBI at Busch III for 120 (T10th all-time Matt Adams)
- 7 extra-base hits at Busch III for 102 (T5th all-time, Kolten Wong)

TOMMY EDMAN needs

- 10 home runs for 50
- 29 hits for 500
- 4 doubles for 100
- 21 stolen bases for 100
- 10 hits at Busch III for 244 (T10th all-time, Paul DeJong)
- 8 hits at Busch III for 128 (T10th all-time, Ryan Ludwick) 15 for 135 (9th, Paul DeJong)

JACK FLAHERTY needs

- 150 strikeouts for 750
- 2 games started for 100
- 16 wins for 50
- 52 strikeouts (T25th all-time Cardinals, Slim Sallee)
- 1 win at Busch III for 20 (T9th all-time, Jake Westbrook, Miles Mikolas); 3 wins for 22 (T8th, Braden Looper)
- 12 strikeouts for 297 at Busch III (T7th all-time, Kyle Lohse); 68 strikeouts for 356 (T6th all-time, Chris Carpenter)

GIOVANNY GALLEGOS needs

- 16 games for 250
- 16 saves for 50
- 2 games at Busch III for 116 (T9th all-time, Mitchell Boggs)

PAUL GOLDSCHMIDT needs

- 35 home runs for 350
- 18 doubles for 400
- 84 walks for 1,000
- 3 stolen bases for 150
- 31 extra base hits for 750
- 7 home runs at Busch III for 69 (T-3rd all-time, Matt Carpenter, Yadier Molina)
- 22 hits for 337 (T7th all-time, Skip Schumaker), 35 for 349 (T6th Jon Jay), 41 for 356 (T5th Kolten Wong)
- 12 doubles for 67 (T5th Paul DeJong)

RYAN HELSLEY needs

- 6 saves at Busch III for 22 (T5th all-time, Edward Mujica); 4 for 20 (T6th, Edward Mujica), 3 for 19 (T7th, Seung Hwan Oh)

DAKOTA HUDSON needs

- 18 wins for 50
- 110.2 innings pitched for 500
- 30 strikeouts for 300
- 3 win at Busch III for 20 (T9th all-time, Jake Westbrook, Miles Mikolas);

STEVEN MATZ needs

- 250 strikeouts for 1,000
- 221.2 innings pitched for 1,000
- 4 starts for 150

MILES MIKOLAS needs

- 5 wins for 50
- 7 games for 150
- 2 strikeouts for 500 in the N.L.
- 4 wins at Busch Stadium for 20 (T10th all-time, Jack Flaherty)
- 77 strikeouts for 244 at Busch III (T9th all-time, Trevor Rosenthal)

LARS NOOTBAAR needs

- 8 hits for 100
- 32 runs for 100

TYLER O'NEILL needs

- 38 runs for 250
- 31 home runs for 100
- 4 RBI for 200
- 95 games played for 500
- 2 home runs at Busch III for 35 (T8th all-time, Ryan Ludwick), 3 for 36 (T7th Carlos Beltran) 4 for 37 (T6th Randal Grichuk)

CHRIS STRATTON needs

- 12 games for 250
- 37.2 innings pitched for 500
- 77 strikeouts for 500

DREW VERHAGEN needs

- 4 games for 150
- 26 strikeouts for 200
- 29.1 innings pitched for 250

ADAM WAINWRIGHT needs

- 10 games started for 400
- 5 wins for 200
- 2 complete games for 30
- 8 quality starts for 250
- 15 wins for 210 (T2nd all-time Cardinals, Jesse Haines)
- 8 games for 465 (T3rd all-time Cardinals, Bill Sherdel)
- 11 starts for 401 (2nd all-time Cardinals, Bob Forsch)
- 91.1 innings pitched for 2658.2 (T4th all-time Cardinals, Bob Forsch)
- 1 shutout for 12 (T19th all-time Cardinals; Harvey Haddix/John Tudor)
- 113.2 innings at Busch III for 1,500
- 15 games at Busch III for 250

* **RED:** St. Louis Cardinals Record

* **BLUE:** Busch Stadium III Record



JANUARY

- 15 Matt Holliday^ (43)
- 16 Brendan Donovan (26)
- 18 John Mozeliak (54)
- 28 Bill White^ (89)
- 30 John Rooney (68)
- 31 Brad Thompson (41)

FEBRUARY

- 2..... John Tudor^ (69)
- 3..... Andrew Knizner (28)
- 8..... James Naile (30)
- 12 Brandon Allen (37)
- 19 Juan Yezpez (25)
- 21 Kodi Whitley (28)
- 24 Stubby Clapp (50)
- 27 Chip Caray (58)

MARCH

- 2..... Wilking Rodriguez (33)
- 10 Luken Baker (26)
- 29 José Fermín (24)

APRIL

- 4..... Tommy Herr^ (67)
- Scott Rolen^ (48)
- 10 First game at Busch III (2006)
- 11 Turner Ward (58)
- 16 Nolan Arenado (32)
- Packy Naughton (27)
- 17 Freddy Pacheco (25)
- 23 Fernando Tatis hit two grand slams in the 3rd inning at Dodger Stadium (1999)
- 26 Dusty Blake (41)
- 27 Chris Carpenter^ (48)

MAY

- 2..... Stan Musial hit five home runs in a DH vs. Giants (1954)
- 9..... Tommy Edman (28)
- 10 Nolan Gorman (23)
- 13 Willson Contreras (31)
- Stan Musial collected his 3,000th career hit with a pinch-hit double off Mo Drobowsky at Wrigley Field (1958)
- 22 Jordan Walker (21)
- 29 Steven Matz (32)
- Connor Thomas (25)

JUNE

- 1..... Iván Herrera (23)
- 5..... Ray Lankford^ (56)
- 22 Tyler O'Neill (28)
- 27 Jim Edmonds^ (53)

JULY

- 2..... Oliver Marmol (37)
- 15 Mike Shannon^ (84)
- 17 Bob Gibson recorded his 3000th career strikeout vs. Cincinnati's Cesar Geronimo (1974)
- 18 Ryan Helsley (29)
- Joe Torre* (83)
- 19 Rick Ankiel (44)
- 20 Bengie Molina (49)
- Jake Walsh (28)
- 21 Al Hrabosky (74)
- 23 Kleininger Teran (34)
- 27 Aaron Antonini (25)
- 30 Ricky Horton (64)

AUGUST

- 2..... Paul DeJong (30)
- 9..... Julian Javier^ (87)
- Ted Simmons* (74)
- 13 Lou Brock notched his 3000th career hit vs. Chicago (1979)
- 14 Giovanny Gallegos (32)
- 17 Jamie Pogue (46)
- 22 Chris Stratton (33)
- 23 Miles Mikolas (35)
- 25 Polo Ascencio (48)
- 27 Moises Gómez (25)
- 30 Adam Wainwright (42)
- 31 William O. DeWitt Jr. (82)

SEPTEMBER

- 6..... Jordan Hicks (27)
- 7..... Jason Isringhausen^ (51)
- Mark Whiten hit four home runs in the second game of a double-header at Cincinnati (1993)
- 8..... Lars Nootbaar (26)
- 9..... JoJo Romero (27)
- 10 Paul Goldschmidt (36)
- 15 Dakota Hudson (29)
- 17 Pedro Pages (25)
- 18 Andre Pallante (25)
- 20 Kramer Robertson (29)
- 22 Vince Coleman^ (62)
- 23 Albert Pujols hit his 700th career home run in 4th inning off Phil Bickford at Dodger Stadium (2022)
- 27 Mark McGwire hit his 70th home run of the season off Montreal's Carl Pavano (1998)
- 28 Julio Rangel (48)
- 29 Lou Brock swiped his NL-record 118th base vs. Chicago (1974)

OCTOBER

- 1..... Mark McGwire^ (60)
- 4..... Tony La Russa* (79)
- 5..... Cardinals win 1942 World Series
- 9..... Cardinals win 1934 World Series
- Cardinals win 1944 World Series
- 10 Génesis Cabrera (27)
- Guillermo Zuñiga (25)
- Cardinals win 1926 World Series
- Cardinals win 1931 World Series
- 12 Cardinals win 1967 World Series
- 15 Jack Flaherty (28)
- Cardinals Win 1946 World Series
- Cardinals Win 1964 World Series
- 16 Tim McCarver^ (82)
- 19 Joe McEwing (51)
- 20 Keith Hernandez^ (70)
- Cardinals win 1982 World Series
- 22 Drew VerHagen (33)
- 23 Dylan Carlson (25)
- 27 Cardinals win 2006 World Series
- 28 Zack Thompson (26)
- Jake Woodford (27)
- Cardinals win 2011 World Series

NOVEMBER

- 1..... Anthony Misiewicz (29)
- 2..... Willie McGee^ (65)
- 6..... Packy Elkins (36)
- Matthew Liberatore (24)
- 9..... Whitey Herzog* (92)
- 25 Alec Burleson (25)

DECEMBER

- 2..... Ron "Pop" Warner (55)
- 26 Ozzie Smith* (69)
- 27 Jordan Montgomery (31)

*National Baseball HOF
^Cardinals HOF

MAJOR LEAGUE DEBUT DATES

Cardinal	Team	Date & Opponent	Cardinals Debut
Brandon Allen	Arizona	8/22/2009 at Houston	
Nolan Arenado	Colorado	4/28/2013 at Arizona	4/1/2021 at Cincinnati
Tres Barrera	Washington	9/29/2019 vs. Atlanta	
Alec Burleson	St. Louis	9/8/2022 vs. Washington	Same
Genesis Cabrera	St. Louis	5/29/2019 at Philadelphia	Same
Dylan Carlson	St. Louis	8/15/2020 at Chicago White Sox (G1)	Same
Stubby Clapp	St. Louis	6/18/2001 vs. Chicago Cubs	Same
Willson Contreras	Chicago Cubs	6/17/2016 vs. Pittsburgh	
Paul DeJong	St. Louis	5/28/2017 at Colorado	Same
Brendan Donovan	St. Louis	4/25/2022 vs. New York Mets	Same
Tommy Edman	St. Louis	6/8/2019 vs. Chicago Cubs	Same
Jack Flaherty	St. Louis	9/1/2017 at San Francisco	Same
Randy Flores	Texas	4/23/2002 vs. Toronto	9/2/2002 vs. San Diego
Giovanni Gallegos	New York Yankees	5/12/2017 vs. Houston	9/23/2018 vs. San Francisco
Paul Goldschmidt	Arizona	8/1/2011 at San Francisco	3/28/2019 at Milwaukee
Nolan Gorman	St. Louis	5/20/2022 at Pittsburgh	Same
Ryan Helsley	St. Louis	4/16/2019 at Milwaukee	Same
Ivan Herrera	St. Louis	5/24/2022 vs. Toronto	Same
Jordan Hicks	St. Louis	3/29/2018 at New York Mets	Same
Ricky Horton	St. Louis	4/7/1984 at San Francisco	Same
Dakota Hudson	St. Louis	7/28/2018 vs. Chicago Cubs	Same
Andrew Knizner	St. Louis	6/2/2019 vs. Chicago Cubs	Same
Matthew Liberatore	St. Louis	5/21/2022 at Pittsburgh	Same
Steven Matz	New York Mets	6/28/2015 vs. Cincinnati	4/10/2022 vs. PIT
Joe McEwing	St. Louis	9/2/1998 at Miami	Same
Willie McGee	St. Louis	5/10/1982 vs. Cincinnati	Same
Oscar Mercado	Cleveland	5/14/2019 at Chicago White Sox	
Miles Mikolas	San Diego	5/5/2012 vs. Miami	4/2/2018 at Milwaukee
Anthony Misiewicz	Seattle	7/24/2020 at Houston	
Jordan Montgomery	New York Yankees	4/12/2017 vs. Tampa Bay	8/6/2022 vs. New York Yankees
Taylor Motter	Tampa Bay	5/16/2016 at Toronto	
James Naile	St. Louis	6/27/2022 vs. Miami	
Packy Naughton	Los Angeles Angels	8/8/2021 vs. Los Angeles Dodgers	4/6/2022 vs. New York Mets
Lars Nootbaar	St. Louis	6/22/2021 at Detroit	Same
Tyler O'Neill	St. Louis	4/19/2018 at Chicago Cubs	Same
Andre Pallante	St. Louis	4/10/2022 vs. Pittsburgh	Same
Juniel Querecuto	Tampa Bay	9/22/2016 vs. New York Yankees	
Kramer Robertson	St. Louis	5/10/2022 vs. Baltimore	Same
Wilking Rodriguez	Kansas City	6/3/2014 at St. Louis	
JoJo Romero	Philadelphia	8/21/2020 at Atlanta	8/20/2022 at Arizona
Chris Stratton	San Francisco	5/30/2016 at Atlanta	8/2/2022 vs. Chicago Cubs
Andrew Suarez	San Francisco	4/11/2018 vs. Arizona	
Brad Thompson	St. Louis	5/8/2005 vs. San Diego	Same
Zack Thompson	St. Louis	6/3/2022 at Chicago Mets	Same
Drew VerHagen	Detroit	7/19/2014 vs. Cleveland	4/14/2022 at Milwaukee
Adam Wainwright	St. Louis	9/11/2005 vs. New York Mets	Same
Jake Walsh	St. Louis	5/11/2022 vs. Baltimore	Same
Turner Ward	Cleveland	9/10/1990 vs. Chicago White Sox	
Kodi Whitley	St. Louis	7/26/2020 vs. Pittsburgh	Same
Jake Woodford	St. Louis	8/15/2020 vs. Chicago White Sox (G2)	Same
Juan Ypez	St. Louis	5/4/2022 at Kansas City	Same

DIACRITICS

José Alvarez	Óscar Mercado
Génesis Cabrera	Pedro Pagés
José Fermín	Juniel Querecuto (no accent marks)
Moisés Gómez	Wilking Rodríguez
Iván Herrera	Juan Yopez (no accent marks)
Oliver Marmol (no accent marks)	

PRONUNCIATIONS

Name	Pronunciation	Name	Pronunciation
Nolan Arenado	ahr-uh-NAH-doh	Packy Naughton	NAW-tuhn
Alec Burleson	bur-leh-son	Daniel Nicolaisen.....	nickle-EYE-son
Génesis Cabrera	hen-e-sis	Lars Nootbaar	NUTE-bahr
Paul DeJong.....	de-YOUNG	Freddy Pacheco	puh-CHEH-koh
José Fermín	fair-MEAN	Pedro Pages	paw-hezz
Giovanny Gallegos	GUY-eh-gohse	Andre Pallante.....	puh-law-n-tay
Gordon Graceffo.....	gruh-SEFF-oh	Juniel Querecuto	WHO-nee-el care-uh-KOO-toh
Iván Herrera	ee-VAHN	Julio Rangel	HOO-lee-oh rahn-HEL
Andrew Knizner.....	KIZZ-ner	Nick Raposo	ruh-POH-so
Kyle Leahy	lay-hee	Jeremy Rivas	REE-vahs
Ryan Loutos	loo-tus	Wade Stauss	pronounced like "house"
Matthew Liberatore.....	LIBB-er-uh-tore	Drew VerHagen.....	VER-hay-gen
Oliver Marmol.....	MARM-ul	Juan Yopez	YEHP-ehz
Miles Mikolas.....	MY-koh-lahs	Guillermo Zuñiga	gee-AIR-moh zoon-YEE-gah
Anthony Misiewicz.....	mih-SEV-itch		
John Mozeliak	Mo-zay-lock		



JOSÉ

ALVAREZ

86

HT: 6-1 WT: 190 B/T: R/R BIRTH DATE: 6/4/2000 ML SERVICE: 0.000

FULL NAME: José Enrique Alvarez

BORN: Maracaibo, Venezuela

OPENING DAY AGE: 22 (Turns 23 on June 4)

BECAME A CARDINAL: Selected by the Cardinals in the Triple-A phase of the Rule 5 Draft, December 7, 2022

CONTRACT STATUS: Signed through 2023

CATCHER (NON-ROSTER) 

COMPLETE RECORD

Year	Team	AVG	G	AB	R	H	2B	3B	HR	RBI	SH	SF	HBP	BB	IBB	SO	SB	CS	GDP	SLG	OBP	E
2017	DSL Astros	.204	51	152	27	31	2	0	0	11	3	0	2	25	0	34	4	6	9	.217	.324	2
2018	DSL Astros	.359	44	131	23	47	8	0	0	15	0	2	2	17	0	27	5	2	1	.420	.434	5
2019	GCL Astros	.276	38	127	15	35	5	2	1	17	0	1	2	11	0	25	1	0	5	.370	.340	3
2020	DID NOT PLAY -- NO MiLB SEASON																					
2021	Fayetteville	.263	17	57	6	15	3	0	0	7	0	1	0	4	0	16	2	0	2	.316	.307	5
	FCL Astros	.318	17	44	5	14	2	1	0	6	0	1	1	5	0	10	3	1	1	.409	.392	4
2022	Sugar Land	---	1	0	1	0	0	0	0	0	0	0	0	0	0	0	0	0	0	---	---	0
	Corpus Christi	.253	29	95	13	24	4	0	1	9	0	0	1	11	0	33	2	1	1	.326	.336	3
	Asheville	.254	18	67	10	17	3	1	1	15	0	0	0	3	0	15	1	0	3	.373	.286	1
	Fayetteville	.333	23	78	13	26	4	1	1	12	0	0	0	13	0	19	5	1	0	.449	.429	5
MINOR TOTALS		.278	238	751	113	209	31	5	4	92	3	5	8	89	0	179	23	11	22	.349	.359	28

CAREER NOTES

- Selected by the Cardinals in the Triple-A phase of the 2022 Rule 5 Draft and is participating in his first Major League Spring Training camp.
- Has thrown out 48.8% of attempted base stealers (65 CS/133 SB ATT) over his career.
- Played first base (390.0 innings), left field (10.0) and right field (79.0) during his career as well. Last played outfield in 2017 in the Dominican Summer League.
- Played one season in the Venezuelan Winter League (2020-21), appearing in 22 games for Zulia and batted .295 (18-61), playing most of the season in left and right field while logging only 3.0 innings at catcher.
- Did not play due to COVID-19 protocols eliminating the 2020 minor league season.

2022

- Played in a career-high 71 games, appearing at four different affiliates.
- Began the season at Corpus Christi (AA), but finished at Asheville (High-A).
- Topped out a Sugar Land (AAA), appearing in one game and scoring a run without a plate appearance.
- Threw out 28.0% (14 CS/50 SB ATT) of attempted base stealers, ranked 4th among Astros minor league catchers and T-5th with 14 caught stealing.
- Combined to bat .279 (67-240) with 3 HR and 36 RBI with eight stolen bases over the four affiliates.
- Established career-highs in games played (71), hits (67), runs (37), homers (3), RBI (36), doubles (11) and walks (27).
- Finished season batting .312 (24-77) in August with 17 RBI after posting 19 RBI total over his first four months.

BACKGROUND/PERSONAL

- Originally signed by the Astros as an international free agent, July 2, 2016, by former Cardinals international operations and current Marlins assistant GM, Oz Ocampo.
- Resides in San Francisco, Venezuela.



AARON ANTONINI

91

HT: 6-0 WT: 195 B/T: S/R BIRTH DATE: 7/27/1998 ML SERVICE: 0.000

FULL NAME: Eduardo Aaron Antonini, Jr.

BORN: Caracas, Venezuela

OPENING DAY AGE: 24 (Turns 25 on July 27)

BECAME A CARDINAL: Selected in the 18th round (545th overall) of the June, 2019 First-Year Player Draft

CONTRACT STATUS: Signed through 2023

CATCHER (NON-ROSTER)

COMPLETE RECORD

Year	Team	AVG	G	AB	R	H	2B	3B	HR	RBI	SH	SF	HBP	BB	IBB	SO	SB	CS	GDP	SLG	OBP	E
2019	Johnson City	.219	25	73	18	16	4	1	5	14	1	0	2	18	0	8	2	0	0	.507	.387	5
2020	DID NOT PLAY -- NO MiLB SEASON																					
2021	Memphis	.000	4	9	1	0	0	0	0	0	0	0	1	0	0	5	0	0	0	.000	.100	0
	Springfield	.189	35	106	12	20	3	0	4	13	0	0	7	18	0	36	0	0	4	.330	.344	2
	Peoria	.160	24	75	9	12	3	0	2	9	0	1	8	12	0	26	0	0	5	.333	.280	1
2022	Springfield	.188	21	64	8	12	2	0	1	7	0	0	3	7	0	12	0	0	3	.266	.297	1
	Peoria	.222	43	153	21	34	3	0	6	24	1	5	5	17	0	34	3	1	5	.359	.311	3
MINOR TOTALS		.196	152	480	69	94	15	1	18	67	2	6	26	72	0	121	5	1	17	.344	.329	12

CAREER NOTES

- Participating in his fourth straight Major League Spring Training (2020-23) since being drafted in 2019.
- Played as high as Triple-A Memphis, appearing in two games with one start and logging 10.2 innings in 2021.
- Has thrown out 44.4% (48 CS/108 SB ATT) of attempted basestealers in his career.
- Led all Cardinals minor league catchers in caught stealing percentage (48.9) and runners caught stealing (22) in 2022.
- Has yet to have a single season below 36% caught stealing rate.
- Has thrown out a single-game high three attempted base stealers in a game three times in his career (8/20/19 at Pulaski, 5/23/21 vs. NW Arkansas & 6/27/21 at Tulsa).
- Posted a career .329 on-base percentage over his career to go with an 8:1 walk to plate appearance ratio.
- Ranks 7th among Cardinals minor league players in hit by pitch (24) since he began his career in 2019.

AWARDS & HONORS

Appalachian League Champions
2019: Johnson City (R)

- Hit a grand slam for his first professional hit in his third career game vs. Bluefield, off Alejandro Melean (7/6/19). Has homered for his first hit of the season twice (also 2022).
- Collected his first multi-home run game at Elizabethton (8/10/19) going 3-for-3 with two home runs and a triple for a career-high 11 total bases.
- Hit safely in five of six 2019 Appalachian League playoff games, batting .368 (7-19) with a double, RBI and two walks.
- Did not play due to COVID-19 protocols eliminating the 2020 minor league season.

2022

- Split the season between Peoria (A) and Springfield (AA) posting career-highs in games played (64), home runs (7), RBI (31), runs (29), hits (46) and tied in extra base hits (12).
- Led all Cardinals minor league catchers with a 48.9 caught stealing percentage (22 CS/45 SB ATT), while also leading all Cardinals catchers with 22 caught stealing.
- Homered in his first at-bat of the season at Wisconsin (4/9) a two-run shot. Was the second time in his career (2019) where his first hit of the season was a home run.
- Homered in consecutive games twice (4/9-10 & 4/30-5/1).
- Had two games with 4 RBI (at Wisconsin & at NW Arkansas 6/25).
- Allowed an uncharacteristic four stolen bases versus one caught stealing at Arkansas (7/9) matching his career-high vs. San Antonio (6/2/21).

BACKGROUND/PERSONAL

- Graduated high school from North Broward Prep (FL) where he was named All-County as a catcher in 2016.
- Played college baseball at Middle Tennessee State University.
- Led Conference USA with 24 caught stealing in 2019.
- Posted career numbers of .249 BA, 12 HR and 62 RBI over a three-year career and led MTSU in walks (29), doubles (14), runs (36) and RBI (34) his junior season.
- His cousin, Leo Hernandez, played in 85 games for the Baltimore Orioles (1982-85) and New York Yankees (1986) primarily as a third baseman.
- Made one relief appearance pitching 2.0 scoreless innings in relief in the Northwoods League for Battle Creek in 2017.
- Venezuelan-born catcher is bi-lingual in English and Spanish.
- Resides in Hollywood, Florida.



Gold Glove third baseman Nolan Arenado makes a throw from his knee vs. the Colorado Rockies at Busch Stadium, August 16, 2022.



NOLAN ARENADO

28

HT: 6-2 WT: 215 B/T: R/R BIRTH DATE: 4/16/1991 ML SERVICE: 9.155

(ahr-eh-NAH-doh)

FULL NAME: Nolan James Arenado

BORN: Newport Beach, California

OPENING DAY AGE: 31 (Turns 32 on April 16)

BECAME A CARDINAL: Acquired from the Colorado Rockies with cash considerations in exchange for LHP Austin Gomber, INF Elehuris Montero, RHP Tony Locey, INF Mateo Gil, and RHP Jake Sommers, February 1, 2021

CONTRACT STATUS: Signed through 2027

MLB DEBUT: April 28, 2013 vs. Arizona

THIRD BASEMAN

COMPLETE RECORD

Year Team	AVG	G	AB	R	H	2B	3B	HR	RBI	SH	SF	HBP	BB	IBB	SO	SB	CS	GDP	SLG	OBP	E
2009 Casper	.300	54	203	28	61	15	0	2	22	0	4	2	16	0	18	5	2	6	.404	.351	14
2010 Asheville	.308	92	373	45	115	41	1	12	65	0	7	1	19	0	52	1	3	8	.520	.338	15
2011 Modesto	.298	134	517	82	154	32	3	20	122	4	14	1	47	3	53	2	1	21	.487	.349	18
2012 Tulsa	.285	134	516	55	147	36	1	12	56	1	10	7	39	5	58	0	2	18	.428	.337	23
2013 Colorado	.267	133	486	49	130	29	4	10	52	2	2	1	23	1	72	2	0	16	.405	.301	11
Col Springs	.364	18	66	14	24	11	0	3	21	1	3	0	5	1	9	0	2	0	.667	.392	5
2014 Colorado	.287	111	432	58	124	34	2	18	61	1	5	4	25	1	58	2	1	13	.500	.328	15
Col Springs#	.350	5	20	2	7	2	0	0	3	0	0	0	0	0	3	0	0	1	.450	.350	0
2015 Colorado	.287	157	616	97	177	43	4	+42	*130	0	*11	4	34	13	110	2	5	17	.575	.323	17
2016 Colorado	.294	*160	618	116	182	35	6	+41	*133	0	8	2	68	10	103	2	3	17	.570	.362	13
2017 Colorado	.309	159	606	100	187	*43	7	37	130	1	6	4	62	9	106	3	2	21	.586	.373	9
2018 Colorado	.297	156	590	104	175	38	2	*38	110	1	6	3	73	10	122	2	2	16	.561	.374	14
2019 Colorado	.315	155	588	102	185	31	2	41	118	0	8	4	62	11	93	3	2	14	.583	.379	9
2020 Colorado	.253	48	182	23	46	9	0	8	26	0	4	0	15	3	20	0	0	7	.434	.303	3
2021 ST. LOUIS	.255	157	593	81	151	34	3	34	105	0	7	3	50	8	96	2	0	20	.494	.312	12
2022 ST. LOUIS	.293	148	557	73	163	42	1	30	103	0	4	7	52	3	72	5	3	15	.533	.358	12
MINOR TOTALS	.300	437	1695	226	508	137	5	49	289	6	38	11	126	9	193	8	10	54	.473	.345	75
MAJOR TOTALS	.289	1384	5268	803	1520	338	31	299	968	5	61	32	464	69	852	23	18	156	.535	.346	115

*Led League

+Tied for League Lead

#Injury Rehabilitation Assignment

Note: Major League Uniform Numbers Worn: 28 (2013-present)

WILD CARD SERIES RECORD

Year Team	AVG	G	AB	R	H	2B	3B	HR	RBI	SH	SF	HBP	BB	IBB	SO	SB	CS	GDP	SLG	OBP	E
2017 COL at ARI	.200	1	5	2	1	0	0	1	1	0	0	0	0	0	1	0	0	0	.800	.200	0
2018 COL at CHI	.200	1	5	0	1	0	0	0	1	0	1	0	0	0	1	0	0	0	.200	.167	0
2021 STL at LAD	.000	1	4	0	0	0	0	0	0	0	0	0	0	0	0	0	0	0	.000	.000	0
2022 STL vs. PHI	.125	2	8	1	1	0	0	0	0	0	0	0	0	0	2	0	0	0	.125	.125	0
W.C. TOTALS	.136	5	22	3	3	0	0	1	2	0	1	0	0	0	4	0	0	0	.273	.130	0

DIVISION SERIES RECORD

Year	Team	AVG	G	AB	R	H	2B	3B	HR	RBI	SH	SF	HBP	BB	IBB	SO	SB	CS	GDP	SLG	OBP	E
2018	COL vs. MIL	.182	3	11	0	2	0	0	0	1	0	1	0	0	0	5	0	0	0	.182	.167	0

WORLD BASEBALL CLASSIC RECORD

Year	Team	AVG	G	AB	R	H	2B	3B	HR	RBI	SH	SF	HBP	BB	IBB	SO	SB	CS	GDP	SLG	OBP	E
2017	United States	.161	8	31	6	5	1	0	1	3	0	0	0	2	0	11	0	0	1	.290	.212	0

ALL-STAR GAME RECORD

Year	Team	AVG	G	AB	R	H	2B	3B	HR	RBI	SH	SF	HBP	BB	IBB	SO	SB	CS	GDP	SLG	OBP	E
2015	National	.000	1	1	0	0	0	0	0	0	0	0	0	0	0	1	0	0	0	.000	.000	0
2016	National	.000	1	3	0	0	0	0	0	0	0	0	0	0	0	1	0	0	0	.000	.000	0
2017	National	1.000	1	2	0	2	0	0	0	0	0	0	0	0	0	0	0	0	0	1.000	1.000	0
2018	National	.000	1	2	0	0	0	0	0	0	0	0	0	1	0	1	0	0	0	.000	.333	0
2019	National	.000	1	2	0	0	0	0	0	0	0	0	0	0	0	0	0	0	0	.000	.000	0
2021	National	.000	1	2	0	0	0	0	0	0	0	0	0	0	0	0	0	0	0	.000	.000	0
2022	National	Selected - Did Not Participate																				
ALL-STAR TOTALS		.167	6	12	0	2	0	0	0	0	0	0	0	1	0	3	0	0	0	.167	.231	0

CAREER TRANSACTIONS

- Selected by Colorado Rockies in the 2nd round (59th player overall) of the June, 2009 First-Year Player Draft.
- On Colorado 15-day injured list (left middle finger mallet fracture), May 24-July 2, 2014; included injury rehabilitation assignment to Colorado Springs (AAA).
- On 10-day injured list (left shoulder bone bruise), September 20-27, 2020.
- Acquired by the St. Louis Cardinals with cash considerations from the Colorado Rockies in exchange for LHP Austin Gomber, INF Elehuris Montero, RHP Tony Locey, INF Mateo Gil, and RHP Jake Sommers, February 1, 2021.
- Served one-game Major League suspension, April 30, 2022.
- On St. Louis restricted list, July 25-26, 2022.
- On St. Louis paternity list, August 26, 2022.

2022 SEASON HIGHS

Most Hits: 4, 4x. Last: 8/27 vs. Atlanta
Most Runs: 2, 14x. Last: 10/1 vs. Pittsburgh
Most 2Bs: 3, twice. Last: 8/19 at Arizona
Most 3Bs: 1, 7/1 at Philadelphia
Most HRs: 2, 7/2 at Philadelphia
Most RBI: 5, 5/4 at Kansas City
Most BBs: 2, 8x. Last: 9/27 at Milwaukee
Most SBs: 1, 5x. Last: 9/15 vs. Cincinnati
Longest Hitting Streak: 10 games, 8/2-8/12

CAREER HIGHS

Most Hits: 5, 7/19/17 vs. San Diego
Most Runs: 4, twice, last: 7/19/17 vs. San Diego
Most 2Bs: 3, 3x. Last: 8/19/22 at Arizona
Most 3Bs: 1, 31x, last: 7/1/22 at Philadelphia
Most HRs: 3, 7/19/17 vs. San Diego
Most RBI: 7, twice, last: 7/19/17 vs. San Diego
Most BBs: 3, 5x, Last: 6/25/21 vs. Pittsburgh
Most SBs: 1, 23x, last: 9/15/22 vs. Cincinnati
Longest Hitting Streak: 28 games, 4/9-5/8/14 (Rockies record)
Multi-HR Games: 22. Last: 7/2/22 at Philadelphia
Grand Slams: 5. Last: 7/30/18 at St. Louis (Ponce de Leon)
Pinch-Hit HR: n/a
Extra-Inning HR: 2. Last: 8/5/18 at Milwaukee (Corey Knebel)
Game-Ending HR: 3. Last: 8/14/19 vs. Arizona (Archie Bradley)
Cycles: 2, 7/18/17 vs. San Francisco & 7/1/22 at Philadelphia



REGULAR SEASON FIELDING RECORD

Position	PCT	G	PO	A	E	TC	DP
Third Base	.972	1355	934	2999	114	4047	364

Note: Rawlings Platinum Glove\$ (6): 2017, 2018, 2019, 2020, 2021, 2022

Rawlings Gold Glove* (10): 2013, 2014, 2015, 2016, 2017, 2018, 2019, 2020, 2021, 2022

Baseball America Best Defensive National League Third Baseman (7): 2014, 2015, 2016, 2017, 2018, 2019, 2021

Wilson Defensive Player of the Year (3): 2015, 2016, 2017

Fielding Bible Award (5): 2015, 2016, 2017, 2020, 2022

\$ MLB record

* Ties Ichiro Suzuki for most consecutive to begin a career in MLB history

- 2013:** Led MLB third basemen in assists/9 (2.51), total chances/9 (3.33), range factor/9 (3.24), range factor/game (3.08), and zone rating (.863).
Led National League third basemen in SABR Defensive Index (21.5), Defensive WAR (2.3), and ultimate zone rating (14.6), defensive runs saved (18), and defensive runs above average (16.5).
- 2014:** Led Major League third basemen in assists/9 (2.61), total chances/9 (3.39), range factor/9 (3.25), and range factor/game (3.14).
Led National League third basemen in defensive runs saved (30).
- 2015:** Led Major League third basemen in total chances (507), total chances/9 (3.35), assists (385), double plays (42), assists/9 (2.54), range factor/9 (3.24), range factor/game (3.12), SABR Defensive Index (11.9), Defensive WAR (2.8), and defensive runs saved (22).
Led National League third basemen in games (157), starts (156), putouts/9 (0.69), and zone rating (.811).
- 2016:** Led Major League third basemen in games (160), starts (159), assists (378), assists/9 (2.47), and range factor/9 (3.12).
Led National League third basemen in innings (1377.1), total chances (490), total chances/9 (3.20), double plays (39), range factor/game (2.98), SABR Defensive Index (12.2), and Defensive WAR (2.7).
Shared National League lead among third basemen in defensive runs saved (13).
- 2017:** Led Major League third baseman in games (157), assists (311), SABR Defensive Index (11.0), and Defensive WAR (1.8).
Shared Major League lead among third basemen in starts (156) and defensive runs saved (15).
Led National League third basemen in innings (1343.1), total chances (423), total chances/9 (2.83), double plays (46), range factor/9 (2.77), and range factor/game (2.64).
Shared National League lead among third basemen in putouts (103) and fielding percentage (.979).
- 2018:** Led Major League third basemen in starts (152).
Led NL third basemen in games (152), innings (1328.1), total chances (430), total chances/9 (2.91), putouts (104), assists (312), double plays (44), assists/9 (2.11), range factor/9 (2.82), range factor/game (2.74), SABR Defensive Index (6.8), and defensive runs above average (8.1).
Shared Major League lead among third basemen in outs above average (8).
- 2019:** Led Major League third basemen in assists (311), double plays (43), and assists/9 (2.30), and outs above average (16).
Led National League third basemen in innings (1319.2), total chances (457), total chances/9 (3.12), putouts (111), fielding percentage (.980), range factor/9 (3.06), range factor/game (2.91), zone rating (.827), SABR Defensive Index (13.1), Defensive WAR (2.0), ultimate zone rating (10.3), defensive runs saved (18), and defensive runs above average (12.5).
Shared National League lead among third basemen in starts (151).
- 2020:** Led Major League third basemen in total chances (161), total chances/9 (3.52), double plays (19), assists/9 (2.52), range factor/9 (3.45), range factor/game (3.33), zone rating (.848), outs above average (7), SABR Defensive Index (8.5), Defensive WAR (1.7), ultimate zone rating (8.5), defensive runs saved (15), and defensive runs above average (9.3).
Led National League third basemen in putouts/9 (0.93).
- 2021:** Led National League third basemen in total chances (424), total chances/9 (2.91), putouts (129), double plays (38), assists/9 (1.97), range factor/9 (2.83), zone rating (.807), defensive runs above average (8.0), and ultimate zone rating (5.7).
Shared NL lead among third basemen in SABR Defensive Index (6.7).
- 2022:** Led Major League third basemen in double plays (42) and ultimate zone rating (13.0).
Set Cardinals record of double plays (42) by a third baseman.

CAREER NOTES

- The 2023 season marks Arenado's 3rd in the Cardinals organization after spending his first 12 professional seasons with the Colorado Rockies (2009-20).
- Before the 2019 season, originally signed an eight-year contract extension with Colorado through 2026. Upon joining St. Louis, agreed to a one-year contract extension through 2027 while retaining player options for the 2022 and 2023 seasons.
- Has recorded five different seasons (2015-18, 2022) of being named an All-Star, winning the Silver Slugger and Gold Awards, and receiving MVP votes, tied for 4th-most in MLB history. Only Ken Griffey Jr. (7), Mike Schmidt (6), and Barry Bonds (6) have more.
- Ranks among active MLB leaders in career home runs (299, 10th), slugging percentage (.535, 4th), OPS (.881, 10th), isolated power (.246, 6th), AB/HR (17.62, 10th), and AB/RBI (5.44, 4th).
- Since 2014, the top four leaders in Baseball Reference's position player WAR include Mike Trout (62.5), Mookie Betts (56.4), Nolan Arenado (49.7), and Paul Goldschmidt (48.4).
- Since 2014, leads MLB in extra-base hits (625), total bases (2,620), RBI (916), go-ahead RBI (219), game-winning RBI (121) and fly balls (1,612); ranks 2nd in home runs (289) and doubles (309); 3rd in AB/RBI (5.22) and slugging (.548), 4th in runs created (900); and 5th in multi-hit games (390).
- Among players in Major League history with at least 750 career plate appearances against left-handed pitching, his career .985 OPS ranks 13th all-time. Teammate Paul Goldschmidt ranks 3rd (1.047) and is the active leader.
- Among Major League leaders in the first inning since 1974, Arenado shares the all-time lead in slugging pct. (.657) with Mark McGwire, and ranks 3rd in OPS (1.042) to Barry Bonds (1.097) and McGwire (1.065).
- Owns two of the top four single-season marks for extra-base hits by a third baseman: 2nd (89 in 2015) and T-3rd (87 in 2017).
- Arenado (2015-16) and Albert Pujols (2001-02) are the only players in the last 75 years to produce 125 or more RBI in consecutive seasons at age 25 or younger (since Joe DiMaggio from 1936-40).
- Became the 5th player in MLB history to complete the cycle with a walk-off home run, doing so on Father's Day, June 18, 2017 vs. San Francisco. Marked the first walk-off, cycle-completing homer with the batter's team trailing in MLB history. Cardinals Hall of Famer Ken Boyer also achieved the feat on September 14, 1961 vs. Chicago Cubs.
- Hit for the cycle for the second time in his career on July 1, 2022 at Philadelphia, becoming the 17th in Cardinals history and first since Mark Grudzielanek in 2005. He tripled in the first inning, belted a two-run homer in the third, doubled in the 6th, and hit an infield single to third base in the 8th.
- Chipper Jones (1999-2001, 2007) and Arenado (2015-18) are the only two third basemen in MLB history to log four seasons of at least 75 extra-base hits.
- Member of the 2017 Team USA World Baseball Classic Gold Medal winning team with Paul Goldschmidt. The duo will play for Team USA again in 2023 with Adam Wainwright and Miles Mikolas.

AWARDS & HONORS

World Baseball Classic Championship

2017: United States of America

All-MLB Second Team - Third Base

2022: St. Louis

National League All-Star

2022: St. Louis

2021: St. Louis (starter at 3B)

2019: Colorado (starter at 3B)

2018: Colorado (starter at 3B)

2017: Colorado (starter at 3B)

2016: Colorado

2015: Colorado

Rawlings National League Gold Glove Award - Third Base

2022: St. Louis

2021: St. Louis

2020: Colorado

2019: Colorado

2018: Colorado

2017: Colorado

2016: Colorado

2015: Colorado

2014: Colorado

2013: Colorado

Rawlings Platinum Glove Award

2022: St. Louis

2021: St. Louis

2020: Colorado

2019: Colorado

2018: Colorado

2017: Colorado

Louisville National League Silver Slugger Award - Third Base

2022: St. Louis

2018: Colorado

2017: Colorado

2016: Colorado

2015: Colorado

Wilson Defensive Player of the Year - Third Base

2017: Colorado

2016: Colorado

2015: Colorado

Fielding Bible Award - Third Base

2022: St. Louis

2020: Colorado

2017: Colorado

2016: Colorado

2015: Colorado

Mel Ott Award

2018: Colorado

2016: Colorado (tie)

2015: Colorado (tie)



Defensive Accolades

- Winner of the National League Rawlings Gold Glove Award at third base for 10 consecutive seasons (2013-22) to begin his professional career,
- His 10 Gold Glove Awards tie Mike Schmidt for 2nd-most in MLB history by a third baseman, trailing only Brooks Robinson (16).
- His Gold Glove streak (2013-22) is the longest active in the Major Leagues and the 2nd-longest all-time streak among third basemen, trailing only Brooks Robinson (16 years from 1960-75).
- Arenado's streak of 10 consecutive Gold Gloves to begin his career ties Ichiro Suzuki (2001-10) for the longest in MLB history.
- Is the 17th Major Leaguer and 7th infielder (1B, 2B, 3B, SS) to win 10 or more career Gold Gloves Awards.
- Arenado is the 13th player in MLB history to win 10+ consecutive Gold Gloves and one of only four infielders to do so, joining third baseman Brooks Robinson (16 - 1960-75), shortstop Ozzie Smith (13 - 1980-92), and first baseman Keith Hernandez (11 - 1978-88).
- Arenado (2021, 2022) joins Scott Rolen (2002-04, 2006), Terry Pendleton (1987, 1989), Ken Reitz (1975), and Ken Boyer (1958-61, 1963) as third basemen to win Gold Gloves with St. Louis.
- Winner of the National League Platinum Glove Award in each of the last six seasons (2017-22) – honoring him as the league's best overall defender. His six awards are most by any player since the award's inception in 2011.
- Three-time Wilson Defensive Player of the Year Award winner (2015-17) as the best defensive third baseman in MLB. Tied for 2nd-most with Alex Gordon, Zack Greinke, and DJ LeMahieu behind Andrelton Simmons (6).
- Five-time Fielding Bible Award winner (2015-17, '20, '22), as voted on by Baseball Info Solutions. His five awards are most by a third baseman and one shy of Andrelton Simmons and Yadier Molina for most overall since the award's inception in 2006.
- Member of the Fielding Bible All-Decade Team (2010-19) with catcher Yadier Molina and first baseman Paul Goldschmidt.
- Recognized by *Baseball America* as the National League's Best Defensive Third Baseman for eight consecutive seasons (2014-19, '21-22).
- According to *Baseball Reference*, Arenado's career defensive WAR (18.8) ranks 2nd among active Major Leaguers behind shortstop Andrelton Simmons (28.5). Arenado also ranks 7th all-time among primary third baseman and 61st all-time among all players in MLB history,
- According to *Fan Graphs* data since 2003, Arenado's career 155 defensive runs saved rank 2nd among third baseman behind only Adrián Beltré (200).
- According to *Statcast* data since 2016, Arenado ranks 3rd in Outs Above Average (92) behind Nick Ahmed (105) and Francisco Lindor (117).
- Holds the MLB record for third basemen in seasons leading the league in double plays turned (8) and Range Factor/Game (9). Shares the MLB record for third basemen with Buddy Bell in seasons to lead the league in Range Factor/9 Inn. (6).

AWARDS & HONORS (continued)

Baseball America Best Defensive Third Baseman - National League

2022: St. Louis
 2021: St. Louis
 2019: Colorado
 2018: Colorado
 2017: Colorado
 2016: Colorado
 2015: Colorado
 2014: Colorado

National League Player of the Month

2022: St. Louis - August
 2017: Colorado - July
 2015: Colorado - September

National League Player of the Week

2022: St. Louis - April 4-10
 2022: St. Louis - August 1-7
 2019: Colorado - May 20-26
 2018: Colorado - June 18-24
 2017: Colorado - July 17-23
 2016: Colorado - April 11-17
 2015: Colorado - June 22-28
 2014: Colorado - August 18-24

Major League Baseball Play of the Week

2022: St. Louis - August 15-21

MLB.com Awards - Best Defensive Player

2017: Colorado

MLB.com Awards - Best Play, Offense

2017: Colorado

Baseball America Major League All-Rookie Team - Third Base

2013: Colorado

Topps All-Star Rookie Team - Third Base

2013: Colorado

Baseball Digest All-Star Rookie Team - Third Base

2013: Colorado

MLB All-Star Futures Game Selection

2012: United States
 2011: United States

- In 2013, became the first NL rookie third baseman and 10th rookie in MLB history to be awarded a Gold Glove, joining 3B Frank Malzone (1957), 2B Ken Hubbs (1962), OF Tommie Agee (1966), C Johnny Bench (1968), C Carlton Fisk (1972), C Charles Johnson (1995), and OF Ichiro Suzuki (2001). Later achieved by OF Luis Robert and Evan White in 2020, and Brendan Donovan in 2022.
- Set the Cardinals single-season record for most double plays turned by a third baseman (42) in 2022, passing Ken Boyer (41) on the final day of the regular season.

AWARDS & HONORS (continued)

Arizona Fall League Most Valuable Player

2011: Salt River Rafters

Arizona Fall League Rising Stars

2011: Salt River

Arizona Fall League All-Prospect Team

2011: Salt River

Arizona Fall League Player of the Week

2011: Salt River - October 24-30

Texas League Mid-Season All-Star

2012: Tulsa (AA)

Texas League Player of the Week

2012: Tulsa (AA): August 28-September 3

California League Post-Season All-Star

2011: Modesto (High-A)

California League Player of the Week

2011: Modesto (High-A) - August 15-21

2011: Modesto (High-A) - June 20-26

South Atlantic League Player of the Week

2010: Asheville (A) - August 16-22

Awards

- Named a National League All-Star in seven of his 10 years in the majors (2015-19, 2021-22), including four consecutive fan elections at third base (2017-19, 2021).
- Joins Hall of Famer Mike Schmidt (6, 1979-84) and Scott Rolen (4, 2002-05) as the only NL third basemen with at least four consecutive fan-elected starting assignments.
- Became the third Cardinals third baseman to garner a fan election in 2021, joining Joe Torre (1971-72) and Rolen (2003-05).
- Owns the 9th-highest career MVP Award vote share (2.58) of any player to have never won the award in MLB history. Also represents the highest of any active player.
- Has finished 3rd in the National League MVP Voting on two occasions (2018 and 2022) and in the top-8 in five seasons (2015-19, 22).
- Is one of three third basemen to earn both All-Star and Gold Glove honors in the same season on seven or more occasions, joining Brooks Robinson (15) and Mike Schmidt (9).
- Won five Silver Slugger Awards at third base (2015-18, '22), 3rd-most by a third baseman in MLB history since the award's inception in 1980. Only Mike Schmidt (6) and Wade Boggs (8) have more.
- Is one of only eight players in MLB history (since 1980) to have won the Silver Slugger and Gold Glove award combo during the same season on at least five occasions (2015-18, '22), joining Mookie Betts (5), Kirby Puckett (5), Mike Schmidt (5), Ryne Sandberg (6), Ken Griffey Jr. (7), Barry Bonds (7), and Iván Rodríguez (7).
- Arenado, Iván Rodríguez, and Ken Griffey Jr. are the only three players in MLB history with five or more Silver Sluggers and 10 or more Gold Gloves.

Home Runs

- Ranks 10th among active Major Leaguers with 299 career home runs. Trails only Evan Longoria (331) among active third basemen and ranks 15th all-time in MLB history among primary third basemen.
- Is one of nine active Major Leaguers and two Cardinals (Paul Goldschmidt) with 299 or more career home runs.
- With his next home run, would join Paul Goldschmidt, Stan Musial, Albert Pujols, and Jim Edmonds to hit both career home run No. 250 and No. 300 in a Cardinals uniform.
- Has led or shared the National League lead in home runs three times (2015-16, 2018). Is one of 12 players in NL history to lead the league in home runs three or more times and first since Mike Schmidt.
- Since 2015, Arenado and Nelson Cruz are the only two Major Leaguers to reach the 30-homer threshold seven times.
- Is the only primary third baseman in Cardinals history to post multiple seasons of 30 or more homers. In 2021, his 34 home runs matched Scott Rolen (2004) and Fernando Tatis (1999) for most in a single season.
- Joins Vinny Castilla, Mike Schmidt and Eddie Mathews as the only four third basemen in MLB history (min. 75% of games at the position) to have three 40-home run seasons.
- In 2019, became the first National Leaguer since Albert Pujols (2009 and 2010) to hit 40 or more home runs and strike out fewer than 100 times.
- Since making his MLB debut in 2013, is the only Major Leaguer to log seven seasons of 30 more home runs and 100 or more RBI. His seven seasons also tie Alex Rodriguez (7) for 2nd-most in MLB history among primary third basemen behind Mike Schmidt (10).
- Joins Alex Rodriguez (8), Jimmie Foxx (6), Albert Pujols (6), Juan Gonzalez (5), Ralph Kiner (5) and Eddie Mathews (5) as the only players with at least five seasons of 35 home runs and 100 RBI prior to turning age 29.
- Is the only third baseman in MLB history to produce three seasons of 35+ home runs, 130+ RBI, and 80+ extra-base hits.
- Joined Miguel Cabrera (2012-13) and Alex Rodriguez (2005, 2007) as the only primary third basemen to have multiple 40+ HR and 130+ RBI seasons.
- Albert Belle (1993-96) and Arenado (2015-18) are the only two players in Major League history to record at least 35 home runs and 35 doubles for four consecutive seasons.
- In 2016, became the third player in MLB history to have consecutive 40-home run, 130-RBI seasons before turning age 26, joining Hall of Famers Chuck Klein (1929-30) and Jimmie Foxx (1932-34).
- Has hit 74 of 299 career home runs (24.8%) in the first inning of games, his most of any inning. Since his MLB debut in 2013, only Mike Trout (85) and teammate Paul Goldschmidt (75) have more.
- Since his MLB debut in 2013, 240 of his 299 career home runs have been pulled, most in MLB. Since joining St. Louis, all 64 home runs have been pulled.



Colorado Rockies Franchise Records

- Among Colorado Rockies all-time leaders, ranks 2nd in game-winning RBI (102); 3rd in slugging pct. (.541); 4th in home runs (235) and RBI (760); 5th in total bases (2,227), extra-base hits (524) and OPS (.590); and 6th in games (1,079), doubles (262), and multiple-hit games (340).
- Arenado (2015, 2016, 2019) and Vinny Castilla (1996-98) are the only players in Rockies franchise history with three seasons of 40 or more home runs
- Set a Colorado franchise record with a 28-game hitting streak from 4/9-5/8/2014, batting .360/.383/.568 (40-111) with four home runs and 11 doubles. It marked the longest hitting streak by a Major Leaguer in 2014.
- Homered in a club-record six consecutive games in 2015 (9/1-9/5), longest homer streak in MLB that season.
- Holds the top three single-season extra-base hit totals by a Rockies third baseman (89, 87, 82).

2022

NL Ranks: Batting average (.293, 6th), home runs (30, T-11th), RBI (102, T-4th), hits (163, 10th), doubles (42, T-3rd), slugging pct. (.533, 3rd), on-base pct. (.358, 9th), OPS (.891, 4th), extra-base hits (73, 5th), total bases (297, 8th), game-winning RBI (14, T-7th), PA/SO (8.61, 3rd), fly balls (217, 1st), fly ball percentage (44.4, 3rd), pitches put in play (489, 4th), % pitches put in play (21.0, 5th), % swings put in play (43.4, 5th), % swings that missed (19.1, 9th), multi-hit games (46, T-8th), three-hit games (13, T-8th), 4-hit games (4, T-2nd), bWAR (7.9, 2nd), offensive bWAR (5.8, 4th), defensive bWAR (2.3, 5th), isolated power (.241, 7th), adjusted OPS+ (154, 3rd).

- Finished 3rd in the National League Most Valuable Player voting to Paul Goldschmidt and Manny Machado.
- Received one first-place vote and appeared in the top four on 29 of the 30 ballots.
- Won his 5th career Silver Slugger award (2015, 2016, 2017, 2018, 2022), 3rd-most by a third baseman since the award's inception in 1980 behind Wade Boggs (8) and Mike Schmidt (8).
- Led MLB third basemen in slugging pct. (.533) and NL third baseman in RBI (103).
- Established new single-season career highs in bWAR (7.9) and OPS+ (154), while his 42 doubles came within one of his career best (43 in 2015 & 2017).
- Was one of four MLB players (Paul Goldschmidt, Matt Olson, Mookie Betts) to hit 30 or more homers and 40 or more doubles. Also is one of 19 Cardinals and the only primary third baseman to do so.
- Posted his 7th season with 30+ home runs and 100+ RBI, most of any MLB player since making his debut in 2013.
- Drove in 100+ runs for the second straight season, joining Whitey Kurowski, Ray Jablonski, Ken Boyer and Scott Rolen as primary Cardinals third basemen with a pair of 100+ RBI seasons.
- Marked his 5th season of being named an All-Star, winning the Silver Slugger and Gold Glove Awards, and receiving MVP votes.
- Named to the All-MLB Second Team at third base.

CAREER MILESTONES

Major League Debut

April 28, 2013 at Arizona

First Career Major League Hit

April 29, 2013 at Los Angeles Dodgers
(4th inning, single, off Josh Wall)

First Career Major League Home Run

April 29, 2013 at Los Angeles Dodgers
(5th inning, two-run, off Josh Wall)

100th Career Major League Home Run

August 8, 2016 vs. Texas
(4th inning, solo, off Cole Hamels)

200th Career Major League Home Run

May 25, 2019 vs. Baltimore
(3rd inning, three-run, off Andrew Cashner)

1,000th Career Major League Game

August 20, 2019 at Arizona

1,000th Career Major League Hit

April 22, 2019 vs. Washington
(7th inning, solo home run, off Wander Suero)

500th Career Major League RBI

September 15, 2017 vs. San Diego
(8th inning, solo home run, off José Valdez)

250th Career Major League Home Run

June 25, 2021 vs. Pittsburgh
(3rd inning, solo, off Wil Crow)

1,500th Career Major League Hit

September 3, 2022 vs. Chicago Cubs
(4th inning, single, off Mark Leiter Jr.)

GOLD GLOVE AWARDS AMONG INFIELTERS IN MLB HISTORY

MLB Rank	Pos	Awards	Seasons
1. Brooks Robinson	3b	16	1960-75
2. Ozzie Smith	SS	13	1980-92
3. Keith Hernandez	1B	11	1978-83, '84-88
Omar Vizquel	SS	11	1993-2001, '05-06
5. Roberto Alomar	2B	10	1991-96, '98-2001
Mike Schmidt	3B	10	1976-84, '86
Nolan Arenado	3B	10	2013-19, '22

PLATINUM GLOVE AWARDS - MLB HISTORY

MLB Rank	Pos	Awards	Seasons
1. Nolan Arenado	3B	6	2017-22
2. Yadier Molina	C	4	2011-12, '14-15
3. Adrián Beltré	3B	2	2011-12
Matt Chapman	3B	2	2018-19

**SILVER SLUGGER AWARDS AMONG
THIRD BASEMEN IN MLB HISTORY**

MLB Rank	Awards	Seasons
1. Wade Boggs	8	1983, '86-89, '91, '93-94
2. Mike Schmidt	6	1980-84, '86
3. Nolan Arenado	5	2015-18, '22
4. Adrián Beltré	4	2004, '10-11, '14
Matt Williams	4	1990, '93-94, '97

10+ GOLD GLOVES & 5+ SILVER SLUGGERS

MLB Player	GG	SS	Career
Iván Rodríguez	13	7	1991-2011
Ken Griffey Jr.	10	7	1989-2010
Nolan Arenado	10	5	2013-present

SILVER AND GOLD CLUB

Players to win both the Gold Glove and Silver Slugger Awards in the same season (since 1980)

MLB Rank	Pos.	Seasons
1. Iván Rodríguez	C	7 - 1994-99, 2004
Ken Griffey Jr.	OF	7 - 1991, '93-94, '96-99
Barry Bonds	OF	7 - 1990-94, '96-97
4. Ryne Sandberg	2B	6 - 1984-85, '88-91
5. Mike Schmidt	3B	5 - 1981-84, '86
Kirby Puckett	OF	5 - 1986-89, '92
Nolan Arenado	3B	5 - 2015-18, '22
Mookie Betts	OF	5 - 2016, '18-20, '22
9. Roberto Alomar	2B	4 - 1992, '96, '99-2000
Dale Murphy	OF	4 - 1982-85
Andre Dawson	OF	4 - 1980-81, '83, '87
Dave Winfield	OF	4 - 1982-85
13. Don Mattingly	1B	3 - 1984-85, '87
Paul Goldschmidt	1B	3 - 2013, '15, '17
Craig Biggio	2B	3 - 1994-95, '97
Ichiro Suzuki	OF	3 - 2001, '07, '09
Joe Mauer	C	3 - 2008-10
Larry Walker	OF	3 - 1992, '97, '99
Lou Whitaker	2B	3 - 1983-85
Matt Williams	3B	3 - 1993-94, '97
Tony Gwynn	OF	3 - 1986-87, '89

**SINGLE-SEASON HOME RUNS BY A
CARDINALS PRIMARY THIRD BASEMAN**

Cardinals Rank	Season	Home Runs
1. Fernando Tatís	1999	34
Scott Rolen	2004	34
Nolan Arenado	2021	34
4. Ken Boyer	1960	32
5. Nolan Arenado	2022	30

- Won his 10th consecutive Rawlings Gold Glove Award for third basemen (2013-22), tying Mike Schmidt (10) for 2nd-most in MLB history behind only Brooks Robinson (16).
- Recipient of the NL's Platinum Glove Award for his 6th consecutive season (2017-22), most by any player since the award's inception in 2011.
- Chosen as a reserve for the MLB All-Star Game, his 7th in 10 seasons, but did not participate due to back issues.
- Two-time NL Player of the Month award (April and August) recipient, the only two-time winner in the NL.
- Led MLB in RBI (29) and total bases (78) in August, and shared for the league lead in home runs (9) and extra-base hits (21).
- Two-time NL Player of the Week (April 7-10 and August 1-7).
- All 30 of his home runs were pulled to left field, 2nd-most pulled homers in MLB to Aaron Judge (31). Since his MLB debut in 2013, leads MLB in pulled home runs (240), while all 64 home runs in a Cardinals uniform have been pulled.
- Hit for the cycle on 7/1 at Philadelphia, becoming the 17th in Cardinals history and first since Mark Grudzielanek in 2005. Arenado tripled in the first inning, belted a two-run homer in the third, doubled in the 6th, and hit an infield single to third base in the 8th.
- Hit two home runs on 7/2 at Philadelphia, including the first of a record-setting four consecutive blasts in the 1st inning off Kyle Gibson. Marked the first time any team hit four consecutive home runs in the 1st inning in MLB history.
- Recorded his 1,500th career hit vs. Chicago Cubs on 9/3.
- Led the Cardinals in team-rated fielding gems (30), while pacing all MLB third basemen in double plays (42) and ultimate zone rating (13.0).
- Ranked tied for 4th among NL position players in defensive runs saved (19) and tied for 6th in outs above average (15).
- Set the Cardinals single-season record for most double plays turned by a third baseman (42), passing Ken Boyer (41) on the final day of the regular season.
- Recognized by managers and coaches as the NL's Best Defensive Third Baseman for the 8th consecutive season (2014-19, '21-22) in *Baseball America's* Best Tools Survey. Also rated as having the #3 "Best Infield Arm" in the NL.
- Voted the Missouri Athletic Club Sports Personality of the Year Award.
- **2022 POSTSEASON:** Went 1-for-8 with a run scored in the two-game series sweep by Philadelphia in the Wild Card Series at Busch Stadium



BACKGROUND/PERSONAL

- Attended El Toro High School in Lake Forest, Calif., where he played shortstop, catcher, and pitcher (2006-09).
- His high school uniform No. 12 was retired in 2014.
- Was high school teammates with Matt Chapman and Austin Romine.
- His junior season, El Toro won the 2008 California Interscholastic Federation Southern Championship at Dodger Stadium.
- In 2009 as a senior shortstop, Arenado's backup was undersized sophomore Matt Chapman, who only played shortstop when Arenado pitched.
- On Feb. 8, 2020, "Nolan Arenado Drive" was unveiled in his hometown of Lake Forest, leading into Lake Forest Sports Park.
- Signed his letter of intent to play college baseball at Arizona State University.
- Originally selected by Colorado in the 2nd round of the June, 2009 First-Year Player Draft.
- Listed as the 17th-best catcher available by *Baseball America*, although was drafted as an infielder.
- Nolan is of Cuban (father Fernando) and part Cuban/Puerto Rican (mother Millie) descent, but does not speak Spanish.
- Visited Cuba for the first time with his family and friends after the 2016 season.
- Nolan is the second of three sons. His older brother, Fernando Jr., goes by his middle name, Cousy (named in honor Boston Celtics guard Bob Cousy).
- His younger brother, Jonah, was selected by San Francisco in the 16th round of 2013 MLB Draft and played seven minor league seasons (2013-19) as a corner infielder.
- His first cousin, Joshua Fuentes has played three seasons as an infielder for the Rockies (2019-21).
- Threw a perfect game in Little League, although credits his right fielder for throwing out a batter at first base after hitting a ball to right in the final inning.
- Locked beside current Broncos quarterback Russell Wilson while both were in the Rockies minor league organization together.
- Shoots left-handed when playing basketball.
- Regularly plays wiffle ball with his brothers and cousins during offseasons. Contacted his bat company, Old Hickory, and ordered his model in a Wiffle Ball bat (Old Hickory model 28NA-Wiffle) with his name on it.
- Grew up a Los Angeles Dodgers fan and attended countless games at Dodger Stadium with his family. Was a fan outfielder Shawn Green.
- Partners with Joe Harden and family friend Klay Thompson to produce Diamond and Key Wine, based in Napa, CA.
- Requested and studied past game footage of third basemen Aramis Ramirez, Alex Rodriguez, Adrián Beltré, and Scott Rolen. He met Rolen at Busch Stadium in August 2019 during Scott's Cardinals Hall of Fame induction.
- As part of National Bullying Prevention Month in 2018, lent voice in the ongoing Shred Hate PSA effort, a joint program between ESPN, MLB & X Games striving to end in-school bullying by encouraging youth to choose kindness.
- Resides in San Clemente, Calif. with his wife, Laura, and daughter, Levi (8/25/22).

CAREER HR BY A PRIMARY THIRD BASEMEN

MLB Rank	HR	Seasons
1. Mike Schmidt	548	1974-89
2. Eddie Mathews	512	1952-68
3. Adrian Beltré	477	1998-2018
4. Chipper Jones	468	1995-2012
5. Graig Nettles	390	1974-88
6. Aramis Ramirez	386	1998-2015
7. Matt Williams	378	1987-2003
8. Ron Santo	342	1960-74
9. Gary Gaetti	360	1981-99
10. Evan Longoria	331	2008-present
11. Troy Glaus	320	1998-2010
Vinny Castilla	320	1992-2006
13. Scott Rolen	316	1996-2012
Ron Cey	316	1974-87
15. Nolan Arenado	299	2013-present

WINS ABOVE REPLACEMENT AMONG POSITION PLAYERS SINCE 2014

MLB Rank	Team(s)	WAR
1. Mike Trout	Angels	62.5
2. Mookie Betts	Red Sox, Dodgers	56.4
3. Nolan Arenado	Rockies, Cardinals	49.7
4. Paul Goldschmidt	Dbacks, Cardinals	48.4

CAREER DEFENSIVE RUNS SAVED BY THIRD BASEMAN SINCE 2003 - FANGRAPH

MLB Rank	DRS	Innings
1. Adrián Beltré	200	18,351.1
2. Nolan Arenado	155	11,655.2
3. Scott Rolen	114	9,669.1
4. Manny Machado	97	10,359.1

OUTS ABOVE AVERAGE SINCE 2016 - STATCAST

MLB Rank	OAA	Innings
1. Francisco Lindor - SS	117	8,240.1
2. Nick Ahmed - SS	105	5,370.0
3. Andrelton Simmons - SS	92	6,110.2
4. Nolan Arenado - 3B	82	8,216.2

30+ HOME RUN SEASONS SINCE 2015

MLB Ranks	Seasons
1. Nolan Arenado	7 2015-19, '21-22
2. Nelson Cruz	6 2015-19, '21
Paul Goldschmidt	6 2015, '17-19, '21-22
Manny Machado	6 2015-19, '22

PRIMARY THIRD BASEMEN WITH 30+ HR AND 100+ RBI SEASONS

MLB Rank	Seasons
1. Mike Schmidt	9 1974, '76-77, '79-80, '83-84, '86-87
2. Nolan Arenado	7 2015-19, '21-22
Alex Rodriguez	7 2004-10

Played at least 75% of games at third base during season



**LUKEN
 BAKER**

78

HT: 6-4 WT: 285 B/T: R/R BIRTH DATE: 3/10/1997 ML SERVICE: 0.000

(LOO-kehn)

FULL NAME: Luken Grosvenor Baker

BORN: Houston, Texas

OPENING DAY AGE: 26

BECAME A CARDINAL: Selected in the second round (75th overall) Compensation Pick of the June, 2018 First-Year Player Draft

CONTRACT STATUS: Signed through 2023

FIRST BASEMAN (NON-ROSTER)

COMPLETE RECORD

Year	Team	AVG	G	AB	R	H	2B	3B	HR	RBI	SH	SF	HBP	BB	IBB	SO	SB	CS	GDP	SLG	OBP	E
2018	Peoria	.288	37	139	16	40	9	0	3	15	0	1	0	16	0	31	0	0	10	.417	.359	0
	GCL Cardinals	.500	8	24	10	12	2	0	1	7	0	1	0	3	0	4	0	0	0	.708	.536	0
2019	Palm Beach	.244	122	439	47	107	32	1	10	53	0	2	3	52	1	112	1	1	9	.390	.327	10
2020	DID NOT PLAY -- NO MiLB SEASON																					
2021	Springfield	.248	91	347	51	86	20	0	26	68	0	4	2	38	0	103	0	0	5	.530	.322	6
	Memphis	.333	2	6	1	2	1	0	0	2	0	0	1	0	0	2	0	0	0	.500	.429	0
2022	Memphis	.228	124	464	52	106	14	0	21	66	0	7	5	37	0	129	0	0	9	.394	.288	6
MINOR TOTALS		.249	384	1419	177	353	78	1	61	211	0	15	11	146	1	381	1	1	33	.434	.321	22

CAREER NOTES

- Selected to attend his third Major League Spring Training as a non-roster invitee (2021-23). Also appeared in two Spring games out of minor league camp in 2019.
- Leads Cardinals minor leaguers with 47 home runs hit since the 2021 season (26 in 2021 and 21 in 2022).
- His 26 homers at Springfield in 2021 ranks as the 4th-highest single-season total in franchise history behind Matt Adams (32 in 2011), Xavier Scruggs (29 in 2013), and Colby Rasmus (29 in 2007).
- In 2021, set career highs while finishing among Cardinals minor league leaders in home runs (2nd), RBI (70, 4th), total bases (187, 4th), slugging pct. (.530, 4th), and OPS (.854, 6th).
- Did not play the 2020 season due to COVID protocols canceling the minor league season.
- Led all Cardinals minor leaguers in doubles (32) in 2019.

AWARDS & HONORS

Florida State League Player of the Week

2019: Palm Beach (High-A) - Aug. 5-11

Florida State League Player of the Month

2019: Palm Beach (High-A) - August

Gatorade National Player of the Year

2015: Oak Ridge (Tex.) High School

- Hit .347/.465/.561 with 28 home runs and 129 RBI in 145 games over three seasons at Texas Christian University.
- 2015 Gatorade National Player of the Year. Became the first Gatorade Player of the Year winner to attend college and not go pro since Drew Henson (1998) attended Michigan.

CAREER TRANSACTIONS

- Selected by the Houston Astros in the 37th round (1,099th overall) of the June, 2015 First-Year Player Draft, but did not sign.
- Selected by the St. Louis Cardinals in the second round Compensation Pick (75th overall) of the June, 2018 First-Year Player Draft.



2022

- Played his entire season in Memphis (AAA), setting career highs and leading the Redbirds in games played (124), plate appearances (513), and at-bats (464).
- Finished among Cardinals minor league leaders in games (2nd), at-bats (3rd), home runs (21, T-2nd), RBI (66, 6th), and total bases (183, 6th).
- Hit safely in 79 games, with 24 multi-hit efforts.
- Homered in 21 different games (no multi-homer efforts).
- Batted .291/.330/.524 (30-103) with a .854 OPS in 28 day games.
- Hit .263/.417/.438 (36-137) with a .855 OPS ahead in the count, but .183/.185/.325 (31-169) with a .510 OPS behind in the count.
- Appeared defensively in 118 games at first base and six games as designated hitter.
- Went 3-for-5 with a two-run homer and five RBI on 8/14 vs. Indianapolis. Marked season-high in RBI and tied a season best in hits.

BACKGROUND/PERSONAL

- Graduated from Oak Ridge High School in Conroe, Texas.
- 2015 Gatorade National Player of the Year.
- Became the first Gatorade Player of the Year winner to attend college and not go pro since Drew Henson (1998) attended Michigan.
- 2015 Baseball America First Team All-American.
- Won two Home Run Derbies in 2014, the Under Armour High School Derby at Target Field during All-Star Week, followed by the Under Armour All-America Classic at Wrigley Field.
- Originally selected by the Houston Astros in the 37th round of the June, 2015 First-Year Player Draft, but did not sign to attend Texas Christian University.
- Baker sent a letter to every MLB team notifying them of his intention to keep his commitment to TCU.
- Batted .347 with 28 HR, 129 RBI and a .561 slugging percentage over three collegiate seasons at TCU.
- Named Big 12 Freshman of the Year in 2016, pacing the conference in batting average (.379), total hits (94), runs scored (59) and RBI (62).
- Averaged a home run every 12.61 at-bats.
- Resides in Spring, Texas.



(L-R) 2023 St. Louis Cardinals Spring Training catching contingent: Andrew Knizner, Willson Contreras, Aaron Antonini, José Alvarez, Iván Herrera, coach Jamie Pogue, Pedro Pages, Jimmy Crooks, Wade Stauss, Nick Rapsoso, and Tres Barrera, February 20, 2023.



TRES

BARRERA

63

HT: 6-0 WT: 215 B/T: R/R BIRTH DATE: 9/15/1994 ML SERVICE: 1.000

(trehs buh-RAIR-uh)

FULL NAME: Felipe Jesus Barrera III

BORN: Eagle Pass, Texas

OPENING DAY AGE: 28 (Turns 29 on September 15)

BECAME A CARDINAL: Signed as a minor league free agent, January 20, 2023

CONTRACT STATUS: Signed through 2023

MLB DEBUT: September 14, 2019 vs. Atlanta

CATCHER (NON-ROSTER) 

COMPLETE RECORD

Year	Team	AVG	G	AB	R	H	2B	3B	HR	RBI	SH	SF	HBP	BB	IBB	SO	SB	CS	GDP	SLG	OBP	E
2016	Auburn	.244	48	164	19	40	9	1	3	17	0	2	9	15	0	22	0	0	8	.366	.337	3
2017	Hagerstown	.279	67	237	28	66	18	1	8	27	0	2	6	23	0	58	1	0	8	.464	.355	3
2018	Potomac	.263	68	259	36	68	14	0	6	24	1	0	6	22	0	53	3	0	8	.386	.335	5
2019	Harrisburg	.249	101	357	42	89	23	0	8	46	1	4	5	36	1	69	1	2	9	.381	.323	7
	Washington	.000	2	2	0	0	0	0	0	0	0	0	0	0	0	0	0	0	0	.000	.000	0
2020	DID NOT PLAY -- ON RESTRICTED LIST																					
2021	Rochester	.201	54	169	14	34	5	0	3	18	1	4	2	24	0	43	0	0	6	.284	.302	6
	Washington	.264	30	91	8	24	3	1	2	10	0	0	4	12	2	22	0	0	3	.385	.374	2
2022	Rochester	.254	55	177	25	45	7	1	7	25	1	1	3	20	0	41	0	2	1	.424	.338	4
	Washington	.180	19	50	2	9	1	0	0	4	1	0	0	2	0	16	0	0	1	.200	.212	0
MINOR TOTALS		.251	393	1363	164	342	76	3	35	157	4	13	31	140	1	286	5	4	31	.388	.332	28
MAJOR TOTALS		.231	51	143	10	33	4	1	2	14	1	0	4	14	2	38	0	0	4	.315	.317	28

Note: Major League Uniform Numbers Worn: 73 (2019), 38 (2021-22)

WILD CARD SERIES RECORD

Year	Team	AVG	G	AB	R	H	2B	3B	HR	RBI	SH	SF	HBP	BB	IBB	SO	SB	CS	GDP	SLG	OBP	E
2019	WSH vs. MIL	TRAVELED WITH TEAM -- NOT ON ROSTER																				

DIVISION SERIES RECORD

Year	Team	AVG	G	AB	R	H	2B	3B	HR	RBI	SH	SF	HBP	BB	IBB	SO	SB	CS	GDP	SLG	OBP	E
2019	WSH vs. LAD	TRAVELED WITH TEAM -- NOT ON ROSTER																				

LEAGUE CHAMPIONSHIP SERIES RECORD

Year	Team	AVG	G	AB	R	H	2B	3B	HR	RBI	SH	SF	HBP	BB	IBB	SO	SB	CS	GDP	SLG	OBP	E
2019	WSH vs. STL	TRAVELED WITH TEAM -- NOT ON ROSTER																				

WORLD SERIES RECORD

Year	Team	AVG	G	AB	R	H	2B	3B	HR	RBI	SH	SF	HBP	BB	IBB	SO	SB	CS	GDP	SLG	OBP	E
2019	WSH vs. HOU	TRAVELED WITH TEAM -- NOT ON ROSTER																				

REGULAR SEASON FIELDING RECORD

Position	PCT	G	PO	A	E	TC	DP	PB	CS	ATT	PCT	P-OFF
Catcher	.994	49	331	16	2	349	3	2	3	31	.096	0



2022 SEASON HIGHS

Most Hits: 2, twice. Last: 9/21 at Atlanta
Most Runs: 1, twice. Last: 8/10 at Chicago Cubs
Most 2Bs: 1, 8/6 at Philadelphia
Most RBI: 2, twice. Last: 8/6 at Philadelphia
Most BBs: 1, twice. Last: 7/27 at Los Angeles Dodgers
Longest Hitting Streak: 3 games, 7/31-8/10

CAREER HIGHS

Most Hits: 3, 8/24/21 at Miami
Most Runs: 2, 7/19/21 vs. Miami
Most 2Bs: 2, 7/20/21 vs. Miami
Most HRs: 1, twice. Last: 8/24/21 at Miami
Most RBI: 2, 4x. Last: 8/6/22 at Philadelphia
Most BBs: 2, twice. Last: 8/29/21 vs. New York Mets
Most HBP: 1, 4x. Last: 8/5/21 vs. Philadelphia
Longest Hitting Streak: 4 games, twice. Last: 7/26-30/21

CAREER TRANSACTIONS

- Selected by Washington Nationals in the sixth round (184th overall) of the 2016 June, First-Year Player Draft.
- On restricted list for violating Major League Baseball drug program, suspended for 80 games, July 25, 2020 to end of season.
- Signed by St. Louis Cardinals as a minor league free agent, January 20, 2023.

CAREER NOTES

- Signed as a minor league free agent after seven years in the Washington Nationals organization.
- Has played exactly one year of service time while appearing in three Major League seasons.
- Has thrown out 9.6% (3 CS/31 SB ATT) of attempted base stealers over his Major League career.
- Was placed on the Restricted List in 2020 for 80 games and suspended for violation of the MLB drug program causing him to miss the entire COVID-shortened season.
- Made his Major League debut in 2019, played in two games and remained with the team through the 2019 World Series Championship, but was not on any postseason roster.
- Recorded his first hit on July 4, 2021 vs. LAD and hit his first MLB home run two weeks later vs. MIA (7/19/21) off Ross Detwiler. Both his career home runs have come vs. Miami.
- Rated as the "Best Defensive Catcher" in the Nationals organization for four straight years (2019-22) by *Baseball America*.
- Played for Salt River in the 2018 Arizona Fall League.
- 2018 Carolina League & 2019 Eastern League All-Star.

2022

- Played in 19 games for the Nationals and hit safely in seven. Had two multiple RBI games.
- Began the season with Rochester (AAA) and was recalled on July 1 to Washington. Was optioned on August 22 and recalled for the final month of the season.
- Hit seven home runs over 55 minor league games, his highest total since 2019 and 2017 when he hit eight in each of those seasons.
- Threw out 14% (12 CS/84 SB ATT) of attempted base stealers in Rochester and 14% (2 CS/14 SB ATT) in Washington.

AWARDS & HONORS

World Series Championship

2019: Washington

Eastern League Mid-Season All-Star

2019: Harrisburg (AA)

MiLB.com Organization All-Star

2018: Washington

Carolina League Mid-Season All-Star

2018: Potomac (A)

CAREER MILESTONES

Major League Debut

September 14, 2019 vs. Atlanta

First Career Major League Hit

July 4, 2021 vs. Los Angeles Dodgers
(7th inning, single, off Blake Treinen)

First Career Major League Home Run

July 19, 2021 vs. Miami
(2nd inning, solo, off Ross Detwiler)

BACKGROUND/PERSONAL

- Graduated from Mission Sharyland (Tex.) High School.
- Played college baseball at the University of Texas and was a three-year starter for the Longhorns.
- Married to his wife Lindsey, and they have one daughter, Klea. The family resides in Palm Beach Gardens, Fla.



ALEC BURLESON 41

HT: 6-2 WT: 230 B/T: L/L BIRTH DATE: 11/25/1998 ML SERVICE: 0.029

(bur-leh-son)

FULL NAME: Alec Michael Burleson

BORN: Charlotte, North Carolina

OPENING DAY AGE: 24

BECAME A CARDINAL: Selected in the Compensation 2nd round (70th overall) of the June, 2020 First-Year Player Draft

CONTRACT STATUS: Signed through 2022

MLB DEBUT: September 8, 2022 vs. Washington

INFIELDER/OUTFIELDER

COMPLETE RECORD

Year	Team	AVG	G	AB	R	H	2B	3B	HR	RBI	SH	SF	HBP	BB	IBB	SO	SB	CS	GDP	SLG	OBP	E
2020	DID NOT PLAY -- NO MiLB SEASON																					
2021	Peoria	.286	11	42	8	12	1	0	4	10	0	1	0	6	0	15	1	0	0	.595	.367	0
	Springfield	.288	63	260	34	75	10	0	14	44	0	3	0	19	0	59	2	0	7	.488	.333	2
	Memphis	.234	45	154	19	36	7	0	4	22	0	0	0	17	0	27	0	1	4	.357	.310	1
2022	ST. LOUIS	.188	16	48	4	9	1	0	1	3	0	0	0	5	0	9	1	0	1	.271	.264	0
	Memphis	*.331	109	432	68	143	25	1	20	87	0	6	3	29	0	67	4	0	13	.532	.372	2
MINOR TOTALS		.300	228	888	129	266	43	1	42	163	0	10	3	71	0	168	7	1	24	.492	.350	5
MAJOR TOTALS		.188	16	48	4	9	1	0	1	3	0	0	0	5	0	9	1	0	1	.271	.264	0

*Led League

Note: Major League Uniform Numbers Worn: 41 (2022-present)

WILD CARD SERIES RECORD

Year	Team	AVG	G	AB	R	H	2B	3B	HR	RBI	SH	SF	HBP	BB	IBB	SO	SB	CS	GDP	SLG	OBP	E	
2022	STL vs. PHI	NOT ON POSTSEASON ROSTER - ST. LOUIS TAXI SQUAD																					

REGULAR SEASON FIELDING RECORD

Position	PCT	G	PO	A	E	TC	DP
Outfielder	1.000	11	16	0	0	16	0
First Base	1.000	6	29	2	0	31	5

CAREER TRANSACTIONS

- Selected by the St. Louis Cardinals in the Compensation second round (70th overall) of the June, 2020 First-Year Player Draft.



CAREER NOTES

- 2022 International League Batting Champion.
- Two-time Cardinals Minor League Player of the Month, both in May (2021 & 2022).
- Fastest member of the 2020 Cardinals Draft Class to make the Major League roster in less than two full minor league seasons and 228 minor league games.
- Was the Cardinals compensation pick in the 2020 MLB Draft for free agent outfielder Marcell Ozuna signing with Atlanta.
- Owns a career .300 BA in the minor leagues. Hit a home run every 22.6 plate appearances in the minors.

2022

- Began the season at Memphis (AAA) and played 109 games before getting selected to the Major League roster on September 7.
- Appeared in 16 games in St. Louis, playing 11 games in the outfield (all starts) between left field and right field, with six appearances and one start at first base.
- Led all Cardinals minor league players and the International League with a .331 batting average. Ranked 2nd in Triple-A and 6th overall among full-season minor league players.
- Named Cardinals Minor League Player of the Month for May 2022 batiing .357 with (35-98) with 5 HR, 24 RBI and eight doubles.
- Batted over .300 in three different months (May .357, June .358 and July .311).
- In the clutch, batted .378 with runners in scoring position (45-119) with 65 of his 87 RBI.
- Did not go more than two consecutive games without a hit at Memphis.
- Posted two multi-home run games at Memphis (4/13 at Charlotte & 6/15 vs. Nashville). Also tallied a season-high 6 RBI at Charlotte (4/13).
- Was the fastest player promotion from the 2020 Cardinals draft class, making the Major League roster before the completion of his second full minor league season.
- Became the 13th and final Cardinals player to make his MLB debut of the season. Was leading the International League in RBI (87), hits (143) and total bases (230) at the time of his promotion.
- Made his Major League debut with the Cardinals on Sept. 8 vs. Washington and recorded his first Major League hit at Pittsburgh (9/8), a single off Duane Underwood, Jr.
- Hit first career MLB home run vs. LAD (9/23) at Dodger Stadium off position player Hanser Alberto, a 405' shot into the right field pavilion. Was the first MLB player to homer off a position player since Jason Martin (TEX) homered off Andy Burns vs. LAD (6/12/21)
- The home run started off a season-high four-game hitting streak (9/23-10/2).

2022 POSTSEASON: Was not on the postseason roster, but remained on the Cardinals Taxi Squad in St. Louis.

2022 SEASON & CAREER HIGHS

Most Hits: 1, 9x. Last: 10/5/22 at Pittsburgh
Most Runs: 1, 4x. Last: 10/2/22 vs. Pittsburgh
Most 2Bs: 1, 10/2/22 vs. Pittsburgh
Most HRs: 1, 9/23/22 at Los Angeles Dodgers
Most RBI: 2, 10/1/22 vs. Pittsburgh
Most BBs: 2, 10/1/22 vs. Pittsburgh
Longest Hitting Streak: 4 games, 9/23-10/2/22
Pinch-Hit HR: 1, 9/23/22 at Los Angeles Dodgers (H. Alberto)

CAREER MILESTONES

Major League Debut
 September 8, 2022 vs. Washington

First Major League Hit
 September 11, 2022 at Pittsburgh
 (8th inning, single, off Duane Underwood, Jr.)

First Major League Home Run
 September 23, 2022 at Los Angeles (NL)
 (8th inning, solo, off Hanser Alberto)

AWARDS & HONORS

Cardinals Minor League Player of the Month
 2022: Memphis (AAA) - May 2022
 2021: Springfield (AA) - May 2021

International League Batting Champion
 2022: Memphis (AAA)

MiLB.com Organizational All-Star
 2021: Peoria (High-A), Springfield (AA),
 Memphis (AAA) - OF

BACKGROUND/PERSONAL

- Played college baseball at East Carolina University. Became the 4th ECU Pirate to be drafted by the Cardinals, joining pitchers Seth Maness (11th round in 2011), Evan Kruczynski (9th round in 2017) and Chris Holba (11th round in 2018).
- As the 70th overall pick in 2020, Burluson became the 4th-highest draftee in school history.
- Was a two-way player at ECU, owning a .341 career batting average and 3.47 career ERA.
- Graduated from East Lincoln High School in Denver, N.C., where he earned five high school letters (4 baseball, 1 basketball).
- Three-time North Carolina 2A All-State Team (2015-17).
- Struck out only eight times in his final three years of playing high school baseball.
- Started 107 of 116 games at East Carolina while playing four different positions (1B, DH, LF, RF), batting .341 with 12 HR and 91 RBI over his career.
- Also pitched and went 13-5 with a 3.47 ERA (137.2 innings), 139 strikeouts and nine saves.
- Named 2020 First Team Preseason All-American Utility Player by Collegiate Baseball.
- 2019 finalist for the John Olerud National Player of the Year Award
- Played for the 2019 USA Collegiate National Team, receiving the USA Baseball International Performance-of-the-Year award for his walk-off home run against Japan.
- Played for the Bourne Braves in the 2019 Cape Cod League.
- Named Most Outstanding Player (.383, 10 HR, 44 RBI) of the Cal Ripken League for the Bethesda Big Train during the summer of 2018.
- Was a First Team CoSIDA Academic All-American and a seven-time East Carolina Director of Athletics Honor Roll Member.
- Resides in Stanley, N.C.



Alec Burluson celebrates in the Cardinals dugout after hitting his first career Major League home run, a solo shot off position player Hanser Alberto in the 8th inning while pinch hitting for Albert Pujols, August 23, 2022 at Dodger Stadium.



GÉNESIS CABRERA

92

HT: 6-2 WT: 195 B/T: L/L BIRTH DATE: 10/10/1996 ML SERVICE: 3.011

(hen-e-sis)

FULL NAME: Génesis Cabrera

BORN: Santo Domingo, Dominican Republic

OPENING DAY AGE: 26

BECAME A CARDINAL: Acquired from the Tampa Bay Rays with OF Justin Williams and RHP Roel Ramírez in exchange for OF Tommy Pham and International Cap space, July 31, 2018

CONTRACT STATUS: Signed through 2023

MLB DEBUT: May 29, 2019 at Philadelphia

PITCHER

COMPLETE RECORD

Year	Team	W-L	ERA	G	GS	CG	GF	SHO	SV	IP	H	R	ER	HR	HBP	BB	IBB	SO	WP	BK	BA
2014	DSL Rays	2-1	2.45	14	1	0	0	0	0	29.1	20	9	8	0	0	3	0	26	3	0	.187
2015	Princeton	0-0	3.18	5	2	0	0	0	0	17.0	16	6	6	0	2	4	0	19	1	0	.254
2016	Bowling Green	*11-5	3.88	23	22	+2	0	0	0	116.0	110	58	50	9	5	48	0	96	6	2	.255
2017	Montgomery	5-4	3.62	12	12	0	0	0	0	64.2	75	32	26	6	3	27	0	51	5	1	.292
	Charlotte	4-5	2.84	13	12	0	0	0	0	69.2	45	25	22	3	3	25	0	60	8	0	.185
2018	Memphis	0-0	0.00	1	0	0	0	0	0	2.0	0	0	0	0	0	1	0	3	0	0	.000
	Montgomery	7-6	4.12	21	20	0	0	0	0	113.2	90	53	52	11	2	57	0	124	9	2	.218
	Springfield	1-3	4.74	5	5	0	0	0	0	24.2	24	15	13	3	0	13	0	21	2	0	.255
2019	ST. LOUIS	0-2	4.87	13	2	0	5	0	1	20.1	23	16	11	2	2	11	0	19	1	0	.274
	Memphis	5-6	5.91	20	18	0	0	0	0	99.0	107	68	65	20	5	39	0	106	4	1	.276
2020	ST. LOUIS	4-1	2.42	19	0	0	1	0	1	22.1	10	9	6	3	4	16	0	32	3	0	.132
2021	ST. LOUIS	4-5	3.73	71	0	0	5	0	0	70.0	52	31	29	3	5	36	2	77	9	0	.209
2022	ST. LOUIS	4-2	4.63	39	0	0	4	0	1	44.2	39	24	23	8	4	20	3	32	1	0	.231
	Memphis	1-1	7.62	10	0	0	6	0	2	13.0	14	11	11	1	0	4	0	15	2	0	.264
MINOR TOTALS		36-31	4.15	124	92	2	6	0	2	549.0	501	277	253	53	20	221	0	521	40	6	.244
MAJOR TOTALS		12-10	3.95	142	2	0	15	0	3	157.1	124	80	69	16	15	83	5	160	14	0	.215

*Led League + Tied for League Lead

Note: Major League Uniform Numbers Worn: 61 (2019), 92 (2020-present)

WILD CARD RECORD

Year	Team	W-L	ERA	G	GS	CG	GF	SHO	SV	IP	H	R	ER	HR	HBP	BB	IBB	SO	WP	BK	BA
2020	STL at SD	0-0	18.00	2	0	0	0	0	0	1.0	1	2	2	0	1	3	0	1	0	0	.500
2021	STL at LAD	DID NOT PLAY -- ON POSTSEASON ROSTER																			
W.C. TOTALS		0-0	18.00	2	0	0	0	0	0	1.0	1	2	2	0	1	3	0	1	0	0	.500

DIVISION SERIES RECORD

Year	Team	W-L	ERA	G	GS	CG	GF	SHO	SV	IP	H	R	ER	HR	HBP	BB	IBB	SO	WP	BK	BA
2019	STL vs. ATL	0-0	0.00	1	0	0	1	0	0	1.0	1	0	0	0	0	0	0	1	0	0	.250

LEAGUE CHAMPIONSHIP SERIES RECORD

Year Team	W-L	ERA	G	GS	CG	GF	SHO	SV	IP	H	R	ER	HR	HBP	BB	IBB	SO	WP	BK	BA	
2019 STL vs. WSH	0-0	0.00	1	0	0	0	0	0	0.2	0	0	0	0	0	0	0	0	0	0	0	.000

REGULAR SEASON FIELDING RECORD

Position	PCT	G	PO	A	E	TC	DP
Pitcher	1.000	142	9	18	0	27	1

REGULAR SEASON BATTING RECORD

Year Team	AVG	G	AB	R	H	2B	3B	HR	RBI	SH	SF	HBP	BB	IBB	SO	SB	CS	GDP	SLG	OBP	E
MAJOR TOTALS	.000	103	4	0	0	0	0	0	0	0	0	0	0	0	4	0	0	0	.000	.000	0

CAREER TRANSACTIONS

- Signed by the Tampa Bay Rays as a non-drafted free agent, November 1, 2013.
- Acquired by the St. Louis Cardinals along with OF Justin Williams and RHP Roel Ramírez from the Tampa Bay Rays in exchange for OF Tommy Pham and International Cap space, July 31, 2018.
- Recalled as the 26th roster player for a doubleheader on August 31, 2019.
- Served one-game Major League Baseball suspension, April 28-29, 2022.
- On St. Louis Injured List, June 25 - July 2, 2022.

2022 SEASON HIGHS

Most IP: 4.0, 6/5 at Chicago Cubs
Most Strikeouts: 5, 6/5 at Chicago Cubs
Most Walks: 2, 4x. Last: 7/9 vs. Philadelphia
Most Runs Allowed: 5, 8/26 vs. Atlanta
Most ER Allowed: 5, 8/26 vs. Atlanta
Most Hits Allowed: 6, 8/26 at Pittsburgh
Most HRs Allowed: 2, 8/11 at Colorado
Longest Winning Streak: 2 games, 5/23-6/5
Longest Losing Streak: 1 game, twice. Last: 7/30
Longest Scoreless Streak: 5.1 IP, twice. Last: 6/5-13

CAREER HIGHS

Most IP (Starter): 4.2, 6/4/19 vs. Cincinnati
Most IP (Relief): 4.0, 6/5/22 at Chicago Cubs
Most Strikeouts (Starter): 5, 5/29/19 at Philadelphia
Most Strikeouts (Relief): 5, 6/5/22 at Chicago Cubs
Most Walks (Starter): 2, twice. Last: 6/4/19 vs. Cincinnati
Most Walks (Relief): 3, twice. Last: 10/1/21 vs. Chicago Cubs
Most Runs Allowed (Starter): 5, 5/29/19 at Philadelphia
Most Runs Allowed (Relief): 6, 8/26/21 at Pittsburgh
Most ER Allowed (Starter): 3, twice. Last: 5/29/19 at Philadelphia
Most ER Allowed (Relief): 6, 8/26/21 at Pittsburgh
Most Hits Allowed (Starter): 8, 6/4/19 vs. Cincinnati
Most Hits Allowed (Relief): 6, twice. Last: 8/26/22 vs. Atlanta
Most HRs Allowed: 2, 8/11/22 at Colorado
Longest Winning Streak: 3 games, 8/23/20-9/14/20
Longest Losing Streak: 2 games, 3x. Last: 8/21/21-8/26/21
Longest Scoreless Streak: 14.2 IP, 7/10/21-8/19/21
Last Start: 6/4/19 vs. Cincinnati



CAREER NOTES

- Made the Opening Day roster in each of the last three seasons.
- Is unscored upon in 13 of his 14 career relief app. of 2.0+ IP.
- Selected to be on the postseason roster in three of his four MLB seasons (2019-21) with four career appearances.
- Became the 2,000th player to appear in a game for the St. Louis Cardinals organization when he made his Major League debut at Philadelphia on May 29, 2019.
- Changed uniform number from 61 to 92, becoming the first Major League player in history to wear uniform No. 92.
- Recorded the final out of the 2019 NLDS clinching Game 5 win at Atlanta in his first MLB postseason appearance.
- Led all Cardinals relievers with 32 strikeouts in 2020 and ranked T-11th among N.L. relief pitchers.
- Started his first two games in MLB (0-2, 6.48 ERA, 8.1 IP, 5 K, .342 Opp BA) and has appeared in relief since June 15, 2019 (12-8, 3.81 ERA, 149.0 IP, 155 K, 3 SV, .206 Opp BA).
- 2018-19 Dominican Winter League Rookie of the Year posting a line of 0-0 with a 1.26 ERA and 21 strikeouts in 14.1 innings. Hurlled 19-of-20 scoreless appearances while stranding 9-of-12 inherited runners.
- Tied the Pacific Coast League record by striking out nine consecutive batters vs. Omaha (8/24/19).
- Did not allow his first professional home run until his 193rd career batter faced during his third professional season.
- Helped Memphis (AAA) to a PCL Championship and Triple-A Championship in 2018. Pitched in three minor league postseasons.
- Pitched six seasons for Lacey in the Dominican Winter League (2018-23), appearing in 46 games making three starts while posting marks of 0-0 with a 1.38 ERA and 61 strikeouts in 45.2 innings.

2022

- Was on the Opening Day roster for the third straight season.
- Appeared in 39 games for the Cardinals, but was optioned to Memphis (AAA) on August 27 and finished the season there going 1-1 with a 7.62 ERA in 10 appearances.
- Led the Cardinals with 13 Holds, T-6th most among National League left-handed relievers.
- Threw a career-high 4.0 relief IP at CHI (6/5) for the win. His 58 pitches marked his most ever in a relief app.
- Did not record a strikeout in his final eight Major League appearances (8/4-26). Longest streak of appearances without a strikeout by a Cardinal since Randy Choate ran off 13 (4/3-5/15/2013) and 4th longest in MLB in 2022.
- While he did not allow a hit or run in five of those final eight appearances, allowed four, two and a eventually a season-high five runs (8/26 vs. ATL).
- Earned his first save of the season at MIL (6/22), throwing 39 pitches for 2.0 hitless/scoreless innings.
- Allowed three extra-base hits to a LH batter in 67 plate appearances (2 HR: Yastrzemski at SF & McMahon at COL).
- His final Major League pitching appearance (8/26 vs. ATL) and minor league pitching appearance (9/27 at Nashville) of the season, posted identical lines allowing five runs on six hits in one inning pitched.

AWARDS & HONORS

Dominican Winter League Rookie of the Year
2018-19: Lacey

Triple-A Championship
2018: Memphis (AAA)

Pacific Coast League Championship
2018: Memphis (AAA)

Southern League Mid-Season All-Star
2018: Montgomery (AA)

Florida State League Pitcher of the Week
2017: Charlotte (A) - May 22-28

Midwest League Mid-Season All-Star
2016: Bowling Green (A)

CAREER MILESTONES

Major League Debut
May 29, 2019 at Philadelphia

First Major League Win
August 15, 2020 at Chicago White Sox (Game 2)

First Major League Save
September 15, 2019 vs. San Francisco

First Major League Strikeout
May 29, 2019 at Philadelphia
(1st inning, Jean Segura, looking)

100th Career Appearance
September 24, 2021 at Chicago Cubs (Game 2)

BACKGROUND/PERSONAL

- His first name is pronounced "HEN-e-sis."
- Resides in Santo Domingo, Dominican Republic.



DYLAN CARLSON

3

HT: 6-2 WT: 205 B/T: S/L BIRTH DATE: 10/23/1998 ML SERVICE: 2.104

FULL NAME: Dylan James Carlson

BORN: Elk Grove, California

OPENING DAY AGE: 24

BECAME A CARDINAL: Selected in the first round (33rd overall) of the June, 2016 First-Year Player Draft

CONTRACT STATUS: Signed through 2023

MLB DEBUT: Aug. 15, 2020 at Chicago White Sox - G1

OUTFIELDER

COMPLETE RECORD

Year Team	AVG	G	AB	R	H	2B	3B	HR	RBI	SH	SF	HBP	BB	IBB	SO	SB	CS	GDP	SLG	OBP	E
2016 GCL Cardinals	.251	50	183	30	46	13	3	3	22	0	1	1	16	0	52	4	2	5	.313	.404	1
2017 Peoria	.240	115	383	63	92	18	1	7	42	4	3	9	52	1	116	6	6	5	.342	.347	4
2018 Palm Beach	.247	99	376	63	93	19	3	9	53	1	5	7	52	3	78	6	3	12	.345	.386	4
Peoria	.234	13	47	5	11	3	0	2	9	0	0	0	10	1	10	2	0	3	.368	.426	0
2019 Springfield	.281	108	417	81	117	24	6	21	59	0	7	7	52	3	98	18	7	3	.518	.364	1
Memphis	.361	18	72	14	26	4	2	5	9	0	0	1	6	0	18	2	1	0	.681	.418	1
2020 ST. LOUIS	.200	35	110	11	22	7	1	3	16	0	1	0	8	0	35	1	1	3	.364	.252	0
2021 ST. LOUIS	.266	149	542	79	144	31	4	18	65	1	8	11	57	2	152	2	1	5	.437	.343	4
2022 ST. LOUIS	.236	128	432	56	102	30	4	8	42	0	4	7	45	1	94	5	2	6	.380	.316	2
Springfield#	.000	3	7	0	0	0	0	0	0	0	0	0	1	0	1	0	0	0	.000	.125	0
Memphis#	.778	3	9	5	7	3	0	1	4	0	0	0	2	0	1	0	0	0	1.444	.818	0
MINOR TOTALS	.262	409	1494	261	392	84	15	48	198	5	16	25	191	9	374	38	19	28	.435	.352	11
MAJOR TOTALS	.247	312	1084	146	268	68	9	29	123	1	13	18	110	3	281	8	4	14	.407	.323	6

Injury Rehabilitation Assignment

Note: Major League Uniform Numbers Worn: 3 (2020-present)

WILD CARD RECORD

Year Team	AVG	G	AB	R	H	2B	3B	HR	RBI	SH	SF	HBP	BB	IBB	SO	SB	CS	GDP	SLG	OBP	E
2020 STL at SD	.333	3	9	2	3	1	0	0	0	0	0	1	4	0	3	1	0	0	.444	.571	0
2021 STL at LAD	.250	1	4	0	1	0	0	0	0	0	0	0	0	0	1	0	0	0	.250	.250	0
2022 STL vs. PHI	.000	2	4	1	0	0	0	0	0	0	0	0	2	0	0	0	0	0	.000	.000	0
W.C. TOTALS	.267	6	15	3	4	1	0	0	0	0	0	1	6	0	4	1	0	.333	.500	0	

REGULAR SEASON FIELDING RECORD

Position	PCT	G	PO	A	E	TC	DP
Outfield	.990	303	583	20	6	609	6

2021: Led Major League rookie outfielders in games (145), starts (145), and innings played (1,243.1).

Shared the Major League lead among rookie outfielders in double plays (3).

Led National League rookie outfielders in total chances (309), total chances/9 (2.24), putouts (297), assists (8), fielding percentage (.987), putouts/9 (2.15), assists/9 (0.06), range factor/9 (2.21), and zone rating (.918).



CAREER TRANSACTIONS

- Selected by St. Louis Cardinals in the first round (33rd overall) of the June, 2016 First-Year Player Draft.
- On St. Louis Injured List (right wrist strain), August 17-23, 2021.
- On St. Louis Injured List (left hamstring strain), May 22-June 9, 2022; included injury rehabilitation assignments to Memphis (AAA) and Springfield (AA).
- On St. Louis Injured List (left thumb sprain), September 7-16, 2022; included injury rehabilitation assignment to Memphis (AAA).

2022 SEASON HIGHS

Most Hits: 3, four times. Last: 8/16 vs. Colorado
Most Runs: 2, 10 times. Last: 9/27 at Milwaukee
Most 2Bs: 2, twice. Last: 9/27 at Milwaukee
Most 3Bs: 1, four times. Last: 8/23 at Chicago Cubs
Most HRs: 1, eight times. Last: 8/14 vs. Milwaukee
Most RBI: 3, 6/13 vs. Pittsburgh
Most BBs: 3, 7/15 vs. Cincinnati
Most SBs: 1, five times. Last: 8/18 vs. Colorado
Longest Hitting Streak: 7 games, 5/5-5/12

CAREER HIGHS

Most Hits: 3, 14 times. Last: 8/16/22 vs. Colorado
Most Runs: 3, 5/8/21 vs. Colorado
Most 2Bs: 2, four times. Last: 9/27/22 at Milwaukee
Most 3Bs: 1, nine times. Last: 8/23/22 at Chicago Cubs
Most HRs: 2, twice. Last: 9/30/21 vs. Milwaukee
Most RBI: 5, 9/17/21 vs. San Diego
Most BBs: 3, 7/15/22 vs. Cincinnati
Most SBs: 1, eight times. Last: 8/18/22 vs. Colorado
Longest Hitting Streak: 11 games, 9/26/21-4/13/22
Multi-HR Games: 2. Last: 9/30/21 vs. Milwaukee
Lead-Off HR: 2. Last: 8/8/21 vs. Kansas City
Pinch-Hit HR: n/a
Grand Slams: 2. Last: 9/17/21 vs. San Diego (Ross Detwiler)
Game-Ending HR: n/a
Extra-Inning HR: n/a

CAREER NOTES

- Finished 3rd in the 2021 National League Rookie of the Year award voting, and was recognized as one of three outfielders on the *Baseball America*, *Baseball Digest*, and *Topps All-Rookie* teams.
- Set the Cardinals single-season records for rookie switch-hitters in extra-base hits, total bases, doubles, RBI, and walks in 2021.
- In 2021, became the first rookie in MLB history to homer from both sides of the plate in the same game multiple times in a single-season (9/17 vs. San Diego and 9/30 vs. Milwaukee). Joined Red Schoendienst (1951), Ted Simmons (1975, 1979), Reggie Smith (1975-76), Mark Whiten (1993), Gerónimo Peña (1994), Lance Berkman (2011), Carlos Beltrán (2012-13) as 8th Cardinal to do so.
- Made his Major League debut on August 15, 2020 at the Chicago White Sox, playing both games of a doubleheader following a 17-day layoff without baseball due to a COVID breakout in the Cardinals clubhouse.
- Previously rated as the No. 1 prospect in the Cardinals organization by *Baseball America* in both 2020 and 2021. Ranked No. 9 & 10 overall across Major League Baseball, being the highest-rated position player in the Cardinals organization since Oscar Taveras (No. 1 in 2014).
- Was the Cardinals compensation pick in the 2016 MLB First-Year Player Draft for free agent John Lackey signing with the Chicago Cubs.
- Was the first of back-to-back compensation picks by St. Louis. Dakota Hudson was chosen next due to free agent Jason Heyward.

CAREER MILESTONES

Major League Debut
 August 15, 2020 at Chicago White Sox (Game 1)

First Major League Hit
 August 15, 2020 at Chicago White Sox (Game 2)
 (5th inning, double, off Evan Marshall)

First Major League Home Run
 August 23, 2020 vs. Cincinnati
 (7th inning, 2-run, off Nate Jones)

First Major League Stolen Base
 August 19, 2020 at Chicago Cubs (Game 1)

AWARDS & HONORS

Baseball America All Rookie Team - Outfield
2021: St. Louis

Baseball Digest MLB Rookie All-Star - Outfield
2021: St. Louis

Topps All-Star Rookie Team - Outfield
2021: St. Louis

Cardinals Minor League Player of the Year
2019: Springfield (AA) & Memphis (AAA)

Cardinals Minor League Player of the Month
2019: Springfield (AA) - May

**Baseball America Minor League All-Star
First Team - Outfielder**
2019: Springfield (AA) & Memphis (AAA)

Baseball America Double-A All-Star - Outfielder
2019: Springfield (AA)

Baseball America Double-A Player of the Year
2019: Springfield (AA)

**Baseball America
Best Defensive Outfielder - Texas League**
2019: Springfield (AA)

**MLB Pipeline Cardinals
Hitting Prospect of the Year**
2019: Springfield (AA) & Memphis (AAA)

**MiLB.com Breakout Prospect of the Year -
Staff Choice**
2019: Springfield (AA) & Memphis (AAA)

MiLB.com Top Offensive Player - Fan Choice
2019: Springfield (AA) & Memphis (AAA)

SiriusXM All-Star Futures Game
2019: National League

Texas League Player of the Year
2019: Springfield (AA)

Texas League Post-Season All-Star - Outfield
2019: Springfield (AA)

Texas League Mid-Season All-Star
2019: Springfield (AA)

Gulf Coast League Championship
2016: GCL Cardinals (R)

2022

NL Ranks: Triples (4, T-9th), outfield assists (8, T-6th)

- Led Cardinals outfielders with 128 games played. Began playing centerfield regularly on June 27 and started 62 games there during the season.
- Posted back-to-back seasons with 30 doubles, joining Tommy Edman over last two years among Cardinals switch-hitters.
- Batted .305/.369/.477 with an .845 OPS off left-handed pitching. His .305 average (39-128) v. LHP was 3rd on the Cardinals and ranked T-11th in the National League.
- Missed time on the Injured List with a strained left hamstring (5/23-6/9) and sprained left thumb (9/7-9/16).
- Hit .302/.372/.512 (39-129) with an .884 OPS over a 40-game stretch from May 1-June 30.
- Recorded his 250th career hit in his 1,000th career at-bat vs. Colorado (8/18).
- Compiled four sacrifice flies and has 13 since his MLB debut in 2020, most on the Cardinals over that timespan.
- Went 3-3 on 7/7 at Atlanta as a reserve, becoming the 1st MLB switch-hitter to record three hits as a reserve since Arizona's Ehire Adrianza (5/8/21), and 4th Cards switch-hitter to do so with Willie McGee (8/28/1997 vs. Montreal); Tom Herr (9/6/1980 at Houston), & Jerry Mumphrey (5/30/1977 vs. Chicago Cubs).
- Hit the last of four consecutive record-setting 1st inning home runs by the Cardinals at Philadelphia (7/2) off Kyle Gibson. Had his bat requested by the National Baseball Hall of Fame in Cooperstown.
- Worked a walk in eight straight games (6/14 [2]-6/23), longest by a Cardinal and one shy of Juan Soto (9) for the MLB lead in 2022.
- Carried over hitting streak from 2021 and finished with career best 11-game streak (9/26/21-4/13/22).
- Threw out six runners in 73 games in center field, T-5th in MLB among centerfielders.

2022 POSTSEASON: Went 0-for-2 with a pair of walks and a run scored in the two-game series sweep by Philadelphia in the Wild Card Series at Busch Stadium...marked his 6th career Wild Card game, T9th-most in MLB postseason history.



BACKGROUND/PERSONAL

- Graduated from Elk Grove (Calif.) High School where his father, Jeff, was the head coach of the baseball team.
- Began taking infield and batting practice with his father's teams at age 11.
- Entered high school at age 13 and made varsity as a freshman.
- Was Elk Grove teammates with Nick Madrigal, Rowdy Tellez, Dom Nunez, and Derek Hill.
- Hit .407 with nine homers and 40 RBI as a senior, and .322 with 11 HR and 104 RBI over his high school career.
- Pitched, and primarily played first base before appearing in center field as a senior.
- Pitched complete game four-hitter with 10 strikeouts to lead Elk Grove to the 2016 San Joaquin Sectional Championship.
- Grew up in the same Sacramento neighborhood and played little league baseball with fellow 2016 first round pick Matt Manning (Tigers).
- Committed to play college baseball at Cal State Fullerton before drafted by the Cardinals.
- Invited to the 2015 Under Armour All-American Game at Wrigley Field. Went 1-for-3 while batting seventh and starting at first base for the National side in an 11-5 victory.
- His younger brother, Tanner, is an infielder at Long Beach State. Enters his junior season in 2022.
- During 2021 offseason, partnered with UnitedHealthcare in distributing \$15,000 worth of winter coats to deserving children at Hickey Elementary School in St. Louis.
- Resides in Elk Grove, California.

SINGLE-SEASON HITS BY A CARDINALS ROOKIE SWITCH-HITTER

Cardinals	Season	Hits
1. Vince Coleman	1985	170
2. Red Schoendienst	1945	157
3. Jimmy Brown	1937	145
4. Dylan Carlson	2021	144
5. Lee Magee	1912	133
6. Willie McGee	1982	125

CARDINALS TO HOMER FROM BOTH SIDES OF THE PLATE IN THE SAME GAME

Cardinals	Career Games	Season(s)
1. Carlos Beltrán	3	2012, 2013
2. Reggie Smith	2	1975, 1976
Ted Simmons	2	1975, 1979
Lance Berkman	2	2011
Dylan Carlson	2	2021
6. Red Schoendienst	1	1951
Mark Whiten	1	1993
Gerónimo Peña	1	1994

AGE 21 BATTING CLEAN-UP & REACHING BASE SAFELY 4 TIMES - POSTSEASON GAME

Player	Team	Date & Opponent	Age
Dylan Carlson	STL	9/30/2020 at SD	21.343
Stan Musial	STL	10/4/1942 at NYY	21.317
Ty Cobb	DET	10/12/1908 at CHI	21.299

CARDINALS AGE 21 BATTING CLEAN-UP IN A POSTSEASON GAME

Cardinal	Series	Age
Dylan Carlson	2020 Wild Card at SD	21.343
Albert Pujols	2001 NLDS at ARI	21.266
Stan Musial	1942 World Series at NYY	21.313



Dylan Carlson makes a catch in center field against the Chicago Cubs on August 4, 2022 at Busch Stadium.



WILLSON CONTRERAS 40

HT: 6-1 WT: 240 B/T: R/R BIRTH DATE: 5/13/1992 ML SERVICE: 6.108

(Kahn-TRAIR-uhs)

FULL NAME: Willson Eduardo Contreras

BORN: Puerto Cabello, Venezuela

OPENING DAY AGE: 30 (Turns 31 on May 13)

BECAME A CARDINAL: Signed as a free agent, December 9, 2022

CONTRACT STATUS: Signed through 2027 with a club option for 2028

MLB DEBUT: June 17, 2016 vs. Pittsburgh

CATCHER

COMPLETE RECORD

Year Team	AVG	G	AB	R	H	2B	3B	HR	RBI	SH	SF	HBP	BB	IBB	SO	SB	CS	GDP	SLG	OBP	E
2009 DSL Cubs	.205	29	112	13	23	5	2	1	6	2	0	6	10	0	26	2	2	3	.313	.305	16
2010 DSL Cubs	.313	17	64	11	20	2	1	0	9	0	0	2	8	0	6	2	0	1	.375	.405	14
2011 Boise	.261	60	222	31	58	5	4	2	27	3	0	3	11	0	41	3	2	12	.347	.305	23
2012 Boise	.273	64	249	32	68	10	1	3	39	0	1	5	11	1	54	3	2	7	.357	.316	8
2013 Kane County	.248	86	310	46	77	11	5	11	46	1	1	7	26	0	66	8	3	11	.423	.320	18
2014 Daytona	.242	80	281	40	68	14	2	5	37	1	2	5	28	0	66	5	5	6	.359	.320	1
2015 Tennessee	*.333	126	454	71	151	34	4	8	75	0	3	7	57	0	62	4	4	22	.478	.413	8
2016 Iowa	.353	55	204	40	72	16	3	9	43	0	2	6	28	1	32	4	4	6	.593	.442	2
2016 Chicago (NL)	.282	76	252	33	71	14	1	12	35	0	1	4	26	0	67	2	2	7	.488	.357	6
2017 Chicago (NL)	.276	117	377	50	104	21	0	21	74	1	2	3	45	2	98	5	4	13	.499	.356	14
2018 Chicago (NL)	.249	138	474	50	118	27	5	10	54	2	2	13	53	2	121	4	1	14	.390	.340	12
2019 Chicago (NL)	.272	105	360	57	98	18	2	24	64	0	2	9	38	2	102	1	2	4	.533	.355	12
Iowa#	.143	3	7	3	1	1	0	0	0	0	0	1	1	0	4	0	0	0	.286	.333	0
2020 Chicago (NL)	.243	57	189	37	46	10	0	7	26	0	2	*14	20	1	57	1	2	6	.407	.356	2
2021 Chicago (NL)	.237	128	413	61	98	20	0	21	57	0	4	14	52	1	138	5	4	11	.438	.340	7
Iowa#	.182	3	11	3	2	0	0	2	2	0	0	0	1	0	3	0	0	0	.727	.250	1
2022 Chicago (NL)	.243	113	416	65	101	23	2	22	55	0	2	24	45	0	103	4	2	14	.466	.349	4
MINOR TOTALS	.282	523	1914	290	540	98	22	41	284	7	9	42	181	2	360	31	22	68	.421	.356	91
MAJOR TOTALS	.256	734	2481	353	636	133	10	117	365	3	15	81	279	8	686	22	17	69	.46	.349	55

#Injury Rehabilitation Assignment

* Led League

Note: Major League Uniform Numbers Worn: 40 (2016-present)

REGULAR SEASON FIELDING RECORD

Position	PCT	G	PO	A	E	TC	DP	PB	CS	ATT	PCT	P-OFF
Catcher	.989	626	4755	355	55	32	5165	38	11	372	29.8	25
First Base	1.000	11	47	4	0	51	5					
Third Base	1.000	2	0	1	0	1	0					
Outfield	.946	39	33	2	2	37	0					

* Led League in passed balls with 7 in 2022.



WILD CARD SERIES RECORD

Year Team	AVG	G	AB	R	H	2B	3B	HR	RBI	SH	SF	HBP	BB	IBB	SO	SB	CS	GDP	SLG	OBP	E
2018 CHI vs. COL	.000	1	3	0	0	0	0	0	0	0	0	0	2	0	0	0	0	0	.000	.400	0
2020 CHI vs. MIA	.250	2	4	0	1	1	0	0	0	0	0	3	1	0	0	0	0	0	.500	.625	0
W.C. TOTALS	.143	3	7	0	1	1	0	0	0	0	0	3	3	0	0	0	0	0	.286	.538	0

DIVISION SERIES RECORD

Year Team	AVG	G	AB	R	H	2B	3B	HR	RBI	SH	SF	HBP	BB	IBB	SO	SB	CS	GDP	SLG	OBP	E
2016 CHI vs. SF	.667	4	6	1	4	0	0	0	2	0	0	0	1	0	1	0	0	0	.667	.714	3
2017 CHI vs. WSH	.214	5	14	3	3	0	0	1	1	0	0	0	6	0	3	0	0	0	.429	.450	0
D.S. TOTALS	.350	9	20	4	7	0	0	1	3	0	0	0	7	0	4	0	0	0	.500	.519	3

LEAGUE CHAMPIONSHIP SERIES RECORD

Year Team	AVG	G	AB	R	H	2B	3B	HR	RBI	SH	SF	HBP	BB	IBB	SO	SB	CS	GDP	SLG	OBP	E
2016 CHI vs. LAD	.286	6	14	3	4	0	0	1	2	0	0	0	0	0	5	0	0	0	.500	.286	1
2017 CHI vs. LAD	.222	5	18	2	4	0	0	1	1	0	0	0	0	0	8	0	0	0	.389	.222	0
L.C.S. TOTALS	.250	11	32	5	8	0	0	2	3	0	0	0	0	0	13	0	0	0	.438	.250	1

WORLD SERIES RECORD

Year Team	AVG	G	AB	R	H	2B	3B	HR	RBI	SH	SF	HBP	BB	IBB	SO	SB	CS	GDP	SLG	OBP	E
2016 CHI vs. CLE	.105	7	19	0	2	2	0	0	1	0	0	0	3	0	4	0	0	0	.211	.227	0

ALL-STAR GAME RECORD

Year Team	AVG	G	AB	R	H	2B	3B	HR	RBI	SH	SF	HBP	BB	IBB	SO	SB	CS	GDP	SLG	OBP	E
2018 National	.500	1	1	1	1	0	0	1	1	0	0	0	0	0	0	0	0	0	2.000	.500	0
2019 National	.000	1	2	0	0	0	0	0	0	0	0	0	0	0	1	0	0	0	.000	.000	0
2022 National	.000	1	2	0	0	0	0	0	0	0	0	0	0	0	1	0	0	0	.000	.000	0
ALL-STAR TOTALS	.167	3	6	1	1	0	0	1	1	0	0	0	0	0	2	0	0	0	.667	.167	0

CAREER TRANSACTIONS

- Signed by Chicago Cubs as an international free agent, December 7, 2009.
- On Chicago injured list (right hamstring strain), August 10 - September 10, 2017; included injury rehabilitation assignment to Myrtle Beach (A).
- On Chicago injured list (right foot strain), July 14-24, 2019.
- On Chicago injured list (right hamstring strain), August 4 - September 3, 2019; included injury rehabilitation assignment to Iowa (AAA).
- On Chicago injured list (right knee sprain), August 12 - September 4, 2019; included injury rehabilitation assignment to Iowa (AAA).
- On Chicago injured list (right hip inflammation), October 3-4, 2021.
- On Chicago injured list (left ankle sprain), September 3-27, 2022.
- Signed by St. Louis Cardinals as a free agent, December 9, 2022.

2022 SEASON HIGHS

Most Hits: 3, 7x. Last: 6/29 vs. Cincinnati
Most Runs: 3, 3x. Last: 6/14 vs. San Diego
Most 2Bs: 2, twice. Last: 6/29 vs. Cincinnati
Most HRs: 2, twice. Last: 8/18 at Baltimore
Most RBI: 4, 5/16 vs. Pittsburgh
Most BBs: 3, 7/1 vs. Boston
Most SBs: 1, 4x. Last: 8/8 vs. Washington
Longest Hitting Streak: 8 games. 5/26-6/2

CAREER HIGHS

Most Hits: 4, 6x. Last: 5/12/21 at Cleveland
Most Runs: 3, 8x. Last: 6/14/22 vs. San Diego
Most 2Bs: 2, 11x. Last: 6/9/22 vs. Cincinnati
Most HRs: 2, 11x. Last: 8/18/22 at Baltimore
Most RBI: 7, 5/11/18 at Chicago White Sox
Most BBs: 3, 4x. Last: 7/1/22 vs. Boston
Most SBs: 1, 22x. Last: 8/8/22 vs. Washington
Most HBPs: 2, 3x. Last: 8/2/22 at St. Louis
Longest Hitting Streak: 10 games, 3x. Last: 6/13-26/19
Multi-HR Games: 11. Last: 8/18/22 at Baltimore
Lead-Off HR: 1. 6/26/17 at Washington (Gio Gonzalez)
Grand Slams: 4. Last: 5/16/22 vs. Pittsburgh (Bryse Wilson)
Extra-Inning HR: 1. 5/11/19 vs. Milwaukee (Burch Smith)
Game-Ending HR: 1. 5/11/19 vs. Milwaukee (Burch Smith)
Pinch-Hit HR: 1. 6/19/16 vs. Pittsburgh (A.J. Schugel)

CAREER NOTES

- Signed a five-year (2023-27) free agent contract with a sixth year (2028) option following the 2022 Winter Meetings.
- Was originally signed as an infielder in 2009, but moved to catcher in 2012. Has appeared at five different defensive positions in the Majors (C, 1B, 3B, LF, RF), with two seasons only appearing at catcher (2020 & 2022).
- Played the first seven years of his Major League career with the Chicago Cubs and all 13 years of his professional career with the organization.
- Leads all catchers in MLB with 25 pick-offs since making his debut in 2016, with the next active catcher ranking second at 13.
- Selected to three National League All-Star Teams and started at catcher in all three in 2018, 2019 and 2022.
- Joined his brother William of the Atlanta Braves in 2022 as the 5th set of brothers to start an All-Star Game in the same year: Mort & Walker Cooper (1942-43 N.L.), Dixie & Harry Walker (1947 N.L.), Joe & Dom DiMaggio (1949 A.L.), Roberto & Sandy Alomar, Jr. (1991-92 A.L.).
- Ranked 3rd all-time in home runs (117) by a Cubs catcher behind Gabby Hartnett (231) and Jody Davis (122).
- First Cubs catcher in franchise history with four seasons of 20 or more home runs.
- Made his Major League debut in June 2016, and was a member of the Cubs World Series championship team.
- Hit 33 home runs in his first 175 career games, the most ever by a Venezuelan-born player, surpassing Miguel Cabrera's 32.
- Led the National League in hit by pitch with 14 in 2020.
- Has one career game-ending home run, a 15th inning solo shot off Burch Smith vs. MIL (5/11), the first Cub with a walk-off home run in the 15th inning or later since Sammy Sosa vs. STL (9/2/2003).
- 2015 Chicago Cubs Minor League Player of the Year.



New Cardinals catcher Willson Contreras celebrates with Jack Flaherty after their initial bullpen session to begin 2023 Spring Training, February 13, 2023.



AWARDS & HONORS

World Series Championship
2016: Chicago Cubs

National League All-Star
2018: Chicago Cubs (starter)
2019: Chicago Cubs (starter)
2022: Chicago Cubs (starter)

Cubs Minor League Player of the Year
2015: Tennessee (AA)

MLBPA Heart & Hustle Award Nominee
2022: Chicago Cubs

Southern League Mid-Season All-Star
2015: Tennessee (AA)

Southern League Post-Season All-Star
2015: Tennessee (AA)

Arizona Fall League All-Star
2015: Mesa

Baseball America Minor League All-Star
2015: Tennessee (AA)

Baseball America Double-A All-Star
2015: Tennessee (AA)

Southern League Player of the Week
2015: Tennessee (AA) - July 28-Aug. 5

CAREER MILESTONES

Major League Debut
June 17, 2016 vs. Pittsburgh

First Major League Hit
June 19, 2016 vs. Pittsburgh
(6th inning, PH home run, off A.J. Schugel)

First Major League Home Run
June 19, 2016 vs. Pittsburgh
(6th inning, PH home run, off A.J. Schugel)

100th Major League Home Run
May 16, 2022 vs. Pittsburgh
(1st inning, grand slam, off Bryse Wilson)

500th Major League Hit
July 10, 2021 vs. St. Louis
(3rd inning, single, off Kwang Hyun Kim)

2022

- Named as the starting catcher for the 2022 National League All-Star team, his third selection with all three as the starting catcher.
- Led all National League primary catchers with a .349 on-base percentage and a career-high 24 hit by pitch, which ranked 3rd overall in MLB behind Mark Canha (28, NYM) and Andres Gimenez (CLE, 25).
- Ranked among primary National League catchers in hits (101, 4th), runs (51, 5th), doubles (23, 4th), home runs (22, T2nd), RBI (55, 4th), walks (39, 4th). Tallied a career-high 47 extra base hits (3rd NL).
- Became the first catcher in Cubs franchise history with four seasons with 20 or more home runs.
- Collected his 100th career home run with a grand slam off Bryse Wilson vs. PIT (5/16), part of a two-hit 1st inning which included a double. Became the first Cubs player with a grand slam and two extra base hits in the same inning since Wildfire Schulte on August 16, 1911.
- Posted two multi-home runs games, giving him 11 for his career (6/14 vs. SD & 8/18 at BAL). Since 2016, ranks T-3rd among primary catchers with 11 behind only Gary Sanchez (15) and Salvador Perez (13).
- Recorded his 600th career hit with a two-run home run off Luis Cessa vs. CIN (6/29).
- Threw out 27.3% (9 CS/33 SB ATT) of attempted base stealers.
- On the 10-day Injured List with a left ankle sprain (9/3-27).

BACKGROUND/PERSONAL

- Is a Global Ambassador for the Special Olympics and has been active with the Illinois chapter.
- Selected as the Cubs 2022 nominee for the MLBPA Heart & Hustle Award.
- Resides in Orlando, Fla. with his wife Andrea.



JIMMY

CROOKS

98

HT: 6-0 WT: 219 B/T: L/R BIRTH DATE: 7/19/2001 ML SERVICE: 0.000

FULL NAME: James Dale Crooks II

BORN: Euless, Texas

OPENING DAY AGE: 21 (Turns 22 on July 19)

BECAME A CARDINAL: Selected in the fourth round (127th overall) of the June, 2022 MLB Player Draft

CONTRACT STATUS: Signed through 2023

CATCHER (NON-ROSTER) 

COMPLETE RECORD

Year	Team	AVG	G	AB	R	H	2B	3B	HR	RBI	SH	SF	HBP	BB	IBB	SO	SB	CS	GDP	SLG	OBP	E
2022	Palm Beach	.266	23	79	12	21	3	2	3	7	0	0	5	12	0	22	0	0	2	.468	.396	4
MINOR TOTALS		.266	23	79	12	21	3	2	3	7	0	0	5	12	0	22	0	0	2	.468	.396	4

CAREER NOTES

- Youngest catcher in Cardinals Spring Training camp.
- Enters the 2023 season as the No. 25 prospect in the Cardinals organization by MLB.com.
- Invited to Major League Spring Training for the first time this season after playing his first season of pro ball with Palm Beach (A) following draft selection in July.
- Was the Cardinals first position player selected in the 2022 draft. Began professional career at Palm Beach and played in 23 games, ranking 3rd on the team in on-base pct. (.396), while collecting eight extra-base hits including three homers.
- Joined Palm Beach less than a week after signing with the Cardinals (7/23), playing in his first game on July 29.
- Hit two home runs for the University of Oklahoma in the 2022 College World Series. Hit 5-of-his-9 home runs on the season over the final four weeks from the Big XII Tournament through the College World Series.

2022

- Began playing with Palm Beach (A) less than two weeks after being drafted by the Cardinals out of the University of Oklahoma. Appeared in 20 games from July 29 through the end of the season.
- Scored a run in six straight games (8/2-13).
- Hit his first professional home run at Bradenton (8/11) off Luis Peralta, a 4th inning solo shot.
- Missed hitting for the cycle by a double vs. Daytona (9/3) with a season-high four RBI.
- Threw out 30.8% (8 CS/26 SB ATT) of attempted base stealers.

BACKGROUND/PERSONAL

- Graduated from Trinity High School in Euless (TX) where he was a Texas District 3-6A MVP by the Dallas Morning News. Batted .423 with six home runs and 30 RBI his senior season.
- Won the 2019 Connie Mack World Series and the tournament "Big Stick Award" as first team all-tournament selection with the Midland Redskins, a nationally prominent team out of Cincinnati, Ohio with alumni such as Ken Griffey, Jr., and former Cardinals Mike Matheny and David Bell.
- Played college baseball for the University of Oklahoma, where they advanced to the College World Series in 2022, hitting two three-run home runs against Texas A&M (6/17 & 6/22), advancing to the finals before losing to Ole Miss.
- Transferred to Oklahoma from McLennan College where he played 23 games during the COVID-shortened season.
- Played one summer in the Cape Cod League for the Wareham Gatemen in 2021.
- Resides in Norman, Oklahoma.
- Pronounce name without "the second" at the end.



PAUL DEJONG

11

HT: 6-0 WT: 205 B/T: R/R BIRTH DATE: 8/2/1993 ML SERVICE: 5.057

(de-YOUNG)

FULL NAME: Paul Sterling DeJong

BORN: Orlando, Florida

OPENING DAY AGE: 29 (Turns 30 on August 2)

BECAME A CARDINAL: Selected in the 4th round (131st overall) of the June, 2015 First-Year Player Draft

CONTRACT STATUS: Signed through 2023, with club options for 2024 and 2025

MLB DEBUT: May 28, 2017 vs. Colorado

INFILDER

COMPLETE RECORD

Year Team	AVG	G	AB	R	H	2B	3B	HR	RBI	SH	SF	HBP	BB	IBB	SO	SB	CS	GDP	SLG	OBP	E
2015 Johnson City	.486	10	37	10	18	6	0	4	15	0	0	2	6	0	9	0	0	0	.973	.578	1
Peoria	.288	56	219	32	63	12	3	5	26	0	2	3	23	0	43	13	4	6	.438	.360	10
2016 Springfield	.260	132	496	62	129	29	2	22	73	0	6	10	40	2	144	3	2	5	.460	.324	17
2017 Memphis	.299	48	177	27	53	9	0	13	34	1	1	2	9	0	46	0	2	3	.571	.339	8
ST. LOUIS	.285	108	417	55	119	26	1	25	65	0	1	4	21	1	124	1	0	8	.532	.325	12
2018 ST. LOUIS	.241	115	436	68	105	25	1	19	68	0	5	12	36	2	123	1	1	6	.433	.313	12
Memphis#	.308	4	13	3	4	2	0	1	3	0	1	0	1	0	4	0	0	0	.692	.333	0
2019 ST. LOUIS	.233	159	583	97	136	31	1	30	78	0	6	13	62	1	149	9	5	15	.444	.318	7
2020 ST. LOUIS	.250	45	152	17	38	6	0	3	25	0	4	1	17	0	50	1	0	4	.349	.322	4
2021 ST. LOUIS	.197	113	356	44	70	10	1	19	45	0	2	9	35	0	103	4	1	6	.390	.284	8
Memphis#	.100	4	10	1	1	1	0	0	0	0	0	0	0	0	2	0	0	1	.200	.100	0
2022 ST. LOUIS	.157	77	210	19	33	9	0	6	25	0	2	4	21	0	79	3	2	2	.286	.245	7
Memphis	.249	51	201	36	50	10	0	17	54	0	7	2	20	0	52	1	1	4	.552	.313	6
MINOR TOTALS	.276	305	1153	171	318	69	5	62	205	1	17	19	99	2	300	17	9	19	.506	.339	42
MAJOR TOTALS	.233	617	2154	300	501	107	4	102	306	0	20	43	192	4	628	19	9	41	.428	.306	50

Injury Rehabilitation Assignment

Note: Major League Uniform Numbers Worn: 11 (2017, 2020-present), 12 (2018-19)

WILD CARD SERIES RECORD

Year Team	AVG	G	AB	R	H	2B	3B	HR	RBI	SH	SF	HBP	BB	IBB	SO	SB	CS	GDP	SLG	OBP	E
2020 STL at SD	.200	3	10	2	2	1	0	0	1	0	0	1	3	0	2	0	0	0	.300	.429	1
2021 STL at LAD	.000	1	1	0	0	0	0	0	0	0	0	0	0	0	1	0	0	0	.000	.000	0
2022 STL vs. PHI	.000	1	1	0	0	0	0	0	0	0	0	0	0	0	0	0	0	0	.000	.000	0
W.C. TOTALS	.167	5	12	2	2	1	0	0	1	0	0	1	3	0	3	0	0	0	.250	.375	1

DIVISION SERIES RECORD

Year Team	AVG	G	AB	R	H	2B	3B	HR	RBI	SH	SF	HBP	BB	IBB	SO	SB	CS	GDP	SLG	OBP	E
2019 STL vs. ATL	.222	5	18	2	4	1	0	0	2	0	0	0	2	2	8	0	0	0	.278	.300	1

LEAGUE CHAMPIONSHIP SERIES RECORD

Year Team	AVG	G	AB	R	H	2B	3B	HR	RBI	SH	SF	HBP	BB	IBB	SO	SB	CS	GDP	SLG	OBP	E
2019 STL vs. WSH	.250	4	12	1	3	0	0	0	0	0	0	0	1	0	6	0	0	0	.250	.308	0

ALL-STAR RECORD

Year Team	AVG	G	AB	R	H	2B	3B	HR	RBI	SH	SF	HBP	BB	IBB	SO	SB	CS	GDP	SLG	OBP	E
2019 National	.000	1	0	0	0	0	0	0	0	0	0	0	1	0	0	1	0	0	.000	1.000	0

REGULAR SEASON FIELDING RECORD

Position	PCT	G	PO	A	E	TC	DP
Second Base	.957	21	32	58	4	94	17
Shortstop	.980	584	735	1504	46	2285	360

Note: 2018: Led National League shortstops in ultimate zone rating (7.1) and defensive runs above average (12.3)

2019: Rawlings Gold Glove Award Finalist at shortstop.

Led Major League shortstops in fielding percentage (.989), double plays (*119), putouts (211, total chances (653), ultimate zone rating (11.4), defensive runs above average (18.5), and defensive WAR (#3.3). Shared Major League lead among shortstops in defensive runs saved (26). Led National League shortstops in assists (435).

2021: Led Major League shortstops in zone rating (.872).

Led National League shortstops in SABR defensive index (7.5).

* Single-season record among shortstops in Cardinals franchise history.

Leader among all National League position players.

^ Tied David Eckstein (2006) for highest single-season fielding percentage by a shortstop in club history.

CAREER TRANSACTIONS

- Selected by the Pittsburgh Pirates in the 38th round (1,151st overall) of the June, 2014 First-Year Player Draft, but did not sign.
- Selected by the St. Louis Cardinals in the 4th round (131st overall) of the June, 2015 First-Year Player Draft.
- On St. Louis injured list (fractured left hand), May 18 - July 6, 2018, included injury rehabilitation assignment to Memphis (AAA).
- On St. Louis injured list (COVID-19), August 4-22, 2020.
- On St. Louis injured list (left rib non-displaced fracture), May 14 - June 10, 2021, included injury rehabilitation assignment to Memphis (AAA).

2022 SEASON HIGHS

Most Hits: 4, 8/10 at Colorado
Most Runs: 3, 8/7 vs. New York Yankees
Most 2Bs: 1, 8/10 at Colorado
Most HRs: 1, 6x. Last: 8/20 at Arizona
Most RBI: 4, twice. Last: 8/20 at Arizona
Most BBs: 2, 3x. Last: 9/3 vs. Chicago Cubs
Most SBs: 1, 3x. Last: 5/4 at Kansas City
Longest Hitting Streak: 3 games, twice. Last: 8/7-10

CAREER HIGHS

Most Hits: 4, 4x. Last: 8/10/22 at Colorado
Most Runs: 4, 7/24/19 at Pittsburgh
Most 2Bs: 3, 7/8/17 vs. New York Mets
Most HRs: 3, 7/24/19 at Pittsburgh
Most RBI: 5, 3x. Last: 4/19/21 at Washington
Most BBs: 3, 5/6/18 vs. Chicago Cubs
Most SBs: 2, twice. Last: 5/8/21 vs. Colorado
Longest Hitting Streak: 12 games, 3/29-4/11/19
Multi Home Run Game: 4. Last: 4/19/21 at Washington (2 HR)
Pinch-Hit Home Runs: 2. Last: 7/9/21 at Chicago Cubs (Kyle Ryan)
Game Ending Home Runs: 1. 8/13/18 vs. Washington (Koda Glover)
Grand Slams: 3. Last: 8/20/22 at Arizona (Edwin Uceta)



CAREER NOTES

- Enters the 2023 season with the most service time of any Cardinal player originally drafted by the organization.
- Cardinals Opening Day shortstop each of the last five seasons (2018-22). Would tie Edgar Renteria (6) for 3rd-most Opening Day starts at shortstop by a Cardinal behind Ozzie Smith (13) and Marty Marion (9).
- Selected to represent the Cardinals for the National League at the 2019 MLB All-Star Game. Walked in his only plate appearance, stole 3rd base, and turned two double plays at shortstop.
- Finished 2nd in the 2017 National League Rookie of the Year voting behind Dodgers 1B/OF Cody Bellinger.
- Is the 2nd-fastest Cardinal to hit 100 home runs behind only Albert Pujols (415) at 572 career games. Hit No. 100 vs. NYY (8/7/22) off Scott Efron, a three-run home run in the bottom of the 8th inning of a 12-9 victory and series sweep.
- Hit 25 or more doubles in each of his first three Major League seasons (2017-19), the second Cardinal and fifth shortstop in MLB history to do so.
- 2019 Rawlings Gold Glove Award Finalist at shortstop.
- Led all National League position players in defensive WAR (3.3) in 2019.
- National League Rookie of the Month for July 2017.
- In 2017, became the first Cardinals rookie to start at shortstop and bat third since Red Schoendienst in 1945.
- Has switched uniform numbers twice in his Major League career from No. 11 to No. 12 in 2018, and back to No. 11 for the start of 2020.
- Signed a six-year contract through 2023 with club options for the 2024 & 2025 seasons, March 5, 2018.
- Academically sound slugger was an Collegiate Academic All-American majoring in biochemistry and pre-medicine at Illinois State University.

Home Runs

- 95 of his 102 career home runs have been hit while playing shortstop, most in franchise history.
- Became the 2nd-fastest Cardinal to hit 100 home runs behind only Albert Pujols (415) at 572 career games.
- Is the 2nd-fastest Cardinal to reach career home run milestones of 25 (106th game), 50 (257th game) and 75 (383th game), trailing only Albert Pujols (101, 220, 342).
- Owns the Cardinals single-season records for home runs (30) and extra-base hits (62) by a shortstop, both in 2019.
- Is the only Cardinals shortstop to post consecutive seasons of 19 or more home runs (2017-19) and the 3rd shortstop in MLB history to hit 19 or more homers in each of his first three seasons joining Trevor Story (2016-18) and Carlos Correa (2015-17).
- Became the 7th Cardinal and only shortstop to post double-digit home run totals in each of his first three seasons (2017-19).
- Tied Ken Boyer and Johnny Mize for 2nd-most home runs (44) in his first two seasons as a Cardinal, trailing Albert Pujols (71).
- His 74 homers in his first three seasons as a Cardinal (2017-19) tied Johnny Mize for 2nd-most behind Albert Pujols (114).
- Led the Cardinals with 25 home runs as a rookie in 2017, one of nine Cardinals rookies to lead their team in homers and first since Albert Pujols (37 in 2001).

AWARDS & HONORS

International League Player of the Week

2022: Memphis (AAA) - July 11-17

National League All-Star

2019: St. Louis

MLBPAA Heart & Hustle Award Nomination

2019: St. Louis

National League Rookie of the Month

2017: St. Louis - July

MiLB.com Organizational All-Star

2016: Springfield (AA) - 3B

Arizona Fall League Rising Star

2016: Glendale

Texas League Mid-Season All-Star

2016: Springfield (AA)

Appalachian League Player of the Week

2015: Johnson City (R) - June 23-29

CAREER MILESTONES

Major League Debut

May 28, 2017 at Colorado

First Major League Hit

May 28, 2017 at Colorado
(9th inning, pinch-hit, solo HR, off Greg Holland)

First Major League Home Run

May 28, 2017 at Colorado
(9th inning, pinch-hit, solo, off Greg Holland)

100th Career Major League Home Run

August 7, 2022 vs. New York (AL)
(8th inning, three-run, off Scott Efron)

500th Career Major League Hit

October 4, 2022 at Pittsburgh
(3rd inning, single, off JT Brubaker)

- His 20 home runs while playing shortstop in 2017 are 5th-most by a National League rookie.
- Became the first Cardinals shortstop, and the 23rd instance all-time by a Major League shortstop, to hit three home runs in a game (July 24, 2019 at Pittsburgh's PNC Park).
- Became the 9th Cardinal in history to homer in his first Major League at-bat, a pinch-hit 9th inning solo home run off Rockies closer Greg Holland.

**FASTEST CAREER HR MILESTONES
BY A CARDINAL TO BEGIN A CAREER**

Fastest to 25 Home Runs Career Games

1. Albert Pujols	101
2. Paul DeJong	106

Fastest to 50 Home Runs Career Games

1. Albert Pujols	220
2. Paul DeJong	257

Fastest to 75 Home Runs Career Games

1. Albert Pujols	342
2. Paul DeJong	383

Fastest to 100 Home Runs Career Games

1. Albert Pujols	415
2. Paul DeJong	572

ROOKIE CARDINALS TO LEAD TEAM IN HR

Cardinal	Season	HR
Paul DeJong	2017	25
Albert Pujols	2001	37
Todd Zeile	1990	15
Hector Cruz	1976	13
Johnny Mize	1936	19
Jack Smith	1916	6
Rogers Hornsby	1916	6
Homer Smoot	1902	3
George Barclay	1902	3

**MAJOR LEAGUE SHORTSTOPS
WITH 19+ HR IN FIRST 3 MLB SEASONS**

Shortstop - HR	1	2	3	Seasons
Paul DeJong	25	19	30	2017-19
Trevor Story	27	24	37	2016-18
Carlos Correa	22	20	24	2015-17

**MAJOR LEAGUE SHORTSTOPS WITH
25+ DOUBLES IN FIRST 3 MLB SEASONS**

Shortstop	Team	Seasons
Paul DeJong	Cardinals	2017-19
Starlin Castro	Cubs	2010-12
Johnny Pesky	Red Sox	^1942, '46-47
Charlie Gelbert	Cardinals	1929-31

^ Did not play in 1943-45 due to military service

**ST. LOUIS CARDINALS OPENING DAY
STARTS AT SHORTSTOP**

Cardinal	Season w/STL OD Starts	
Ozzie Smith	1982-1996	13
Marty Marion	1940-50	9
Edgar Renteria	1999-2004	6
Paul DeJong	2017-22	5

2022

- Was on the Cardinals Opening Day roster and the starting shortstop for the 5th straight season.
- Was optioned to Memphis (AAA) on May 10, after playing in 24 games with a .130 BA (10-77) and one home run with seven RBI.
- Played in 51 games at Memphis and batted .249 with 17 HR and 54 RBI. Ranked 3rd on the Redbirds in HR and RBI despite playing in half the games of the players ahead in both categories.
- Was recalled from Memphis on July 28 after a torrid July, batting .366 with 6 HR and 18 RBI, including a home run over his last three games and a seven-game hitting streak.
- Returned and homered in his first two MLB games at WSH (7/28 & 7/30) giving him a home run in five straight games between Memphis and St. Louis.
- Collected his 100th career home run by hitting a three-run home run vs. NYY (8/7) in the bottom of the 8th inning, giving the Cardinals a 12-8 lead and the eventual sweep of the Yankees. Hit a two-out, two-RBI, 8th inning double in the first game of the series (8/5) for the game-winning RBI.
- Became the 2nd-fastest Cardinal to 100 home runs, hitting his in career game No. 572, besting Johnny Mize (582) by 10 games.
- Recorded his 500th career hit and scored his 300th career run at PIT (10/4). Became the 11th Cardinals shortstop and first since Edgar Renteria with 500+ hits.
- Played in 77 games in St. Louis and ranked 2nd among Cardinals shortstops with 75 games (Edman 80).
- Has hit 95 of 102 career HR as a shortstop, most in franchise history and 9th-most among active shortstops.
- Hit a 448 ft. HR at COL (8/9), his longest hit in 2022 and 3rd longest of his career.
- Hit his final home run of the season at ARI (8/20), a 9th inning grand slam off Edwin Uceta. Did not homer in his final 34 games (77 plate appearances).
- Ranked T-6th among Cardinals minor league players with 17 home runs and 7th with a .552 slugging percentage.

2022 POSTSEASON: Was on the Cardinals postseason roster and played in Game 1 vs. PHI (10/7). Entered defensively in the 8th inning at shortstop and flew out to centerfield in his only plate appearance.



BACKGROUND/PERSONAL

- Was born in and lived in Orlando, Fla. until he was 11, at which point his family moved to Antioch, Ill.
- His mother, Andrea, works for Walt Disney as a human resources manager.
- His sister, Emma, is graduate student at Columbia University in New York and graduated with an art degree from the University of Central Florida. His brother, Matthew, is a student in Florida State's Master's program for music theory.
- Tore the ACL in his right knee twice while playing basketball his freshman and sophomore years in high school.
- Graduated from Antioch (Ill.) High School cum laude and was a member of the National Honor Roll in 2011, earning the honor of the Science Department's "Most Outstanding Student" and the senior class "Most Outstanding Boy" while batting .430 with four home runs and 30 RBI as a senior.
- Went undrafted out of high school and received no college athletic scholarships.
- Walked on to play college baseball at Illinois State University (2012-15), where he played second base, third base, shortstop, right field, catcher, and designated hitter.
- Led the 2015 Missouri Valley Conference with 14 home runs.
- Named a two-time All-MVC First-Team selection and was a 2015 Capital One Academic All-American.
- Named MVC Scholar-Athlete First-Team selection in back-to-back season (2014-15).
- Received the MVC Commissioner's Academic Excellence Award all four years in college (2012-15).
- Originally selected by Pittsburgh as a catcher in the 38th round of the June, 2014 First-Year Player Draft, but returned for his redshirt junior season.
- Tied the Illinois State University school record with three home runs in a game at Eastern Illinois (3/31/15).
- Broke his left thumb on a foul tip while catching in a game during the end of his junior season.
- Graduated from Illinois State (3.76 GPA) with a degree in biochemistry and pre-medical emphasis in 2015.

TOUCH 'EM ALL, PAUL

MLB Rank	HR	Seasons
1. Paul Konerko	439	1997-2014
2. Paul Goldschmidt	315	2011-22
3. Paul O'Neill	281	1985-2001
4. Paul Molitor	234	1978-98
5. Paul Sorrento	166	1989-99
6. Paul Blair	134	1964-80
7. Paul Waner	113	1926-45
8. Paul DeJong	102	2017-22
9. Paul Lo Duca	80	1998-2008
10. Paul Schaal	57	1964-74

- His Topps Futures Star baseball card notes his work with world-renowned scientist Dr. Lawrence Rocks on the study of heat effects on a baseball.
- Grew up a fan of Chipper Jones and the Atlanta Braves.
- Is a fan of the Green Bay Packers.
- Hobbies include hunting, fishing, and cooking.
- In 2019, donated money to Cardinals Care and the Ronald McDonald House after hitting the "M" in the Big Mac Land sign at Busch Stadium.
- Serves as Ambassador for the Players For The Planet non-profit organization.
- In September 2021, donated \$5,000 to fund the planting of over 200 trees in a section of Forest Park's Nature Reserve Successional Forest site as part of Players For The Planet.
- In December 2021, participated in Major League Beach Cleanup at Playa Montesinos in Santo Domingo, Dominican Republic as part of Players For The Planet.
- Resides in Riviera Beach, Fla.



**BRENDAN
DONOVAN**

33

HT: 6-1 WT: 210 B/T: L/R BIRTH DATE: 1/16/1997 ML SERVICE: 1.000

FULL NAME: Brendan Michael Donovan

BORN: Wurzburg, Germany

OPENING DAY AGE: 26

BECAME A CARDINAL: Selected in the 7th round (213th overall) of the June, 2018 First-Year Player Draft

CONTRACT STATUS: Signed through 2022

MLB DEBUT: April 25, 2022 vs. New York Mets

INFIELDER/OUTFIELDER

COMPLETE RECORD

Year	Team	AVG	G	AB	R	H	2B	3B	HR	RBI	SH	SF	HBP	BB	IBB	SO	SB	CS	GDP	SLG	OBP	E
2018	State College	.188	4	16	2	3	1	1	0	2	0	1	0	1	0	7	0	0	0	.375	.222	0
2019	Memphis	1.000	1	1	0	1	1	0	0	0	0	0	0	1	0	0	0	0	0	2.000	1.000	0
	Peoria	.266	113	402	70	107	26	3	8	53	0	4	11	63	1	91	4	2	3	.405	.377	9
2020	DID NOT PLAY -- NO MiLB SEASON																					
2021	Memphis	.288	33	111	23	32	5	0	6	25	0	1	4	15	0	23	4	2	0	.495	.389	4
	Springfield	.319	50	185	35	59	10	1	4	28	0	3	6	25	1	39	8	5	1	.449	.411	3
	Peoria	.295	25	95	15	28	6	0	2	13	0	0	4	10	0	15	7	1	2	.421	.385	4
2022	Memphis	.298	16	57	12	17	3	0	1	6	0	0	0	8	0	8	0	0	2	.404	.385	2
	ST. LOUIS	.281	126	391	64	110	21	1	5	45	1	2	14	60	1	70	2	3	8	.379	.394	7
MINOR TOTALS		.285	242	867	157	247	52	5	21	127	0	9	25	123	2	183	23	10	8	.429	.386	22
MAJOR TOTALS		.281	126	391	64	110	21	1	5	45	1	2	14	60	1	70	2	3	8	.379	.394	7

Note: Major League Uniform Numbers Worn: 33 (2022-present)

WILD CARD SERIES RECORD

Year	Team	AVG	G	AB	R	H	2B	3B	HR	RBI	SH	SF	HBP	BB	IBB	SO	SB	CS	GDP	SLG	OBP	E	
2021	STL at LAD	TRAVELED WITH TEAM -- NOT ON ROSTER																					
2022	STL vs. PHI	.000	2	7	0	0	0	0	0	0	0	0	0	0	0	2	0	0	0	.000	.000	0	
W.C. TOTALS		.000	2	7	0	0	0	0	0	0	0	0	0	0	0	2	0	0	0	.000	.000	0	

REGULAR SEASON FIELDING RECORD

Position	PCT	G	PO	A	E	TC	DP
First Base	.971	16	60	6	2	68	9
Second Base	1.000	38	58	75	0	133	25
Third Base	.960	31	15	80	4	99	10
Shortstop	.967	7	14	15	1	30	4
Outfield	1.000	37	61	4	0	65	1

Note: Rawlings Gold Glove Award (1): *2022 - Utility

* First Cardinals rookie to win a Gold Glove Award and first NL player to win the inaugural Utility award

2022: Became the only MLB player since 1900 to start at four different infield positions in the first four starts of a career.

One of three MLB rookies since 1900 to make 6+ starts at 6+ different positions (1B, 2B, 3B, SS, LF, RF) in a single season.



CAREER NOTES

- 2022 recipient of the inaugural Rawlings National League Utility Gold Glove Award.
- Became the first Cardinals rookie to win a Gold Glove and the first National League rookie to do so since Nolan Arenado (2013 Rockies).
- In 2022, became the only MLB player in the modern era (since 1900) to start at four different infield positions in the first four starts of a career.
- Since 1900, is one of three rookies in MLB history to make 6+ starts at 6+ different positions (1B, 2B, 3B, SS, LF, RF) in a single season, joining 2014 Red Sox Brock Holt (7) and 2018 Tiger Niko Goodrum (6).
- Finished 3rd in the 2022 National League Rookie of the Year award voting behind Braves teammates Michael Harris II and Spencer Strider.
- Recognized at second base on the *2022 Baseball America*, *MLB Pipeline*, and *Baseball Digest* All-Rookie Teams, and was a finalist for the NL Outstanding Rookie in the MLBPA Players Choice Awards.
- Born in Wurzburg, Germany, when his father, Jim, a former United States Army Combat Readiness Center (USACRC) Deputy Commander, was stationed overseas.
- Became the 43rd player to be born in Germany/West Germany in Major League history to appear in a game dating back to 1882 (7th overall to appear for St. Louis).
- Prior to Donovan, RHP Edwin Jackson in 2011 (West Germany) was the last player to appear for St. Louis, while 1B Fritz Mollwitz in 1919 was the last German-born Cardinal.
- Was selected to the 28-man roster for Germany in the 2021 World Baseball Classic before it was canceled.

2022

NL Rookie Ranks: Hits (110, 2nd), runs (64, 2nd), walks (60, 1st), doubles (21, 3rd), RBI, (45, 6th), batting average (.281, 5th), on-base pct. (.394, 1st), times on base (184, 1st), total bases (148, 6th), hit by pitches (14, 1st), bWAR (4.1, 2nd).

NL Ranks: Hit By Pitch (14, T-7th)

- Finished 3rd in the National League Rookie of the Year award voting behind Braves teammates Michael Harris II and Spencer Strider.
- Recognized at second base on the *Baseball America*, *MLB Pipeline*, and *Baseball Digest* All-Rookie Teams, and was a finalist for the NL Outstanding Rookie in the MLBPA Players Choice Awards.
- Recipient of the inaugural Rawlings National League Utility Gold Glove Award. Became the first Cardinals rookie to win a Gold Glove and the first National League rookie to do so since Nolan Arenado with Colorado in 2013.
- Became the only MLB player in the modern era (since 1900) to start at four different infield positions in the first four starts of a career.
- Played every infield position and both corner outfield spots, appearing defensively at second base (264.1 innings), third base (189.0), right field (143.0), left field (144.0), first base (58.0), and shortstop (56.0).

2022 SEASON & CAREER HIGHS

Most Hits: 4, 6/14 vs. Pittsburgh
Most Runs: 3, twice. Last: 6/14 vs. Pittsburgh
Most 2Bs: 2, 3x. Last: 6/13 vs. Pittsburgh
Most 3Bs: 1, 6/26 vs. Chicago Cubs
Most HRs: 1, 5x. Last: 9/22 at San Diego
Most RBI: 4, twice. Last: 9/22 at San Diego
Most BBs: 2, 12x. Last: 9/28 at Milwaukee
Most HBP: 1, 14 times. Last: 10/3 at Pittsburgh
Most SBs: 1, twice. Last: 6/4 at Chicago Cubs
Longest Hitting Streak: 12 games, 8/17-8/30
Multi HR Games: n/a
Pinch HR: n/a
Grand Slams: 1, 9/22 at San Diego (Nick Martinez)
Game Ending HR: n/a
Extra Inning HR: n/a

GOLD GLOVES BY TEAM - MLB HISTORY

MLB Rank	GGs	MLB Rank	GGs
1. Cardinals	99	6. Pirates	50
2. Orioles	71	7. Red Sox	49
3. Yankees	66	8. Phillies	47
4. Braves	58	9. Dodgers	46
5. Reds	55	10. Twins/Giants	44

MLB ROOKIES SINCE 2000 WITH 450+ PLATE APPEARANCES & .394+ OBP

MLB Rookie	Season	OBP
Brendan Donovan	2022 Cardinals	.394
Juan Soto	2018 Nationals	.406
Aaron Judge	2017 Yankees	.422
Mike Trout	2012 Angels	.399
Albert Pujols	2001 Cardinals	.403

- Is one of three rookies in MLB history (since 1900) to make 6+ starts at 6+ different positions (1B, 2B, 3B, SS, LF, RF) in a single season, joining 2014 Red Sox Brock Holt (7) and 2018 Tiger Niko Goodrum (6).
- Committed just seven errors across 854.1 total innings, with 49 double plays, four outfield assists and a combined .982 fielding percentage.
- Accumulated nine Defensive Runs Saved, including eight at third base (T6th-among all MLB players).
- Made starts in at least 16 games apiece at second base (32), third base (21), right field (16) and left field (16).
- Also appeared in 16 games at DH (.270/.386/.324).
- Played in 126 games overall, 5th-most on the Cardinals and most by a Cardinals rookie infielder since Pete Kozma (143 games in 2013).
- Drew 60 walks, most by a Cardinals rookie since Albert Pujols (69 walks in 2001).

AWARDS & HONORS

**Rawlings National League
Gold Glove Award - Utility**

2022: St. Louis

Baseball America All-Rookie Team - 2B

2022: St. Louis

MLB Pipeline All-Rookie Team - 2B

2022: St. Louis

Baseball Digest Rookie All-Star Team - 2B

2022: St. Louis

Arizona Fall League Rising Star

2021: Glendale Desert Dogs

AAA East Offensive Player of the Week

2021: Memphis (AAA) - Sept. 6-12

MiLB.com Organizational All-Star

2019: St. Louis Cardinals (Peoria-A)

Midwest League Hitter of the Week

2019: Peoria (A) - July 15-21

Midwest League Player of the Month

2019: Peoria (A)

Sun Belt Conference Tournament

Most Outstanding Player

2017: University of South Alabama

- Among MLB batters with 450+ plate appearances, ranked 7th in on-base percentage (.394), 8th in walks/strikeout ratio (0.86), and 14th in walk percentage (12.8) and pitches per plate appearance (4.18).
- His .394 on-base percentage ranked 3rd all-time among Cardinals rookies behind Albert Pujols (.403 in 2001) & Stan Musial (.397 in 1942). Would have ranked 5th in the National League in OBP, but did not qualify.
- Among Major Leaguers with 90+ plate appearances with runners in scoring position, ranked 4th in OBP (.474) and 8th in batting average (.347), both team highs.
- Reached base safely in 99 of his 126 games played.
- Had success at Busch Stadium, batting .330/.439/.457 (62-188) with a .896 OPS in 66 home games.
- Was hit by pitch 14 times, leading MLB rookies and most since Edmundo Sosa set the Cardinals record (17 in 2021).
- Posted a .421 OBP vs. left-handed pitchers; 7th highest in MLB (min. 75 PA); 2nd highest by a Cardinals left-handed batter behind Keith Hernandez (.456 OBP in 1980).
- Ran the count full (3-2) in 85 plate appearances, 5th among MLB rookies and 3rd-most by a Cardinals rookie (Carlson 110, Pujols 102) since 1988.
- Recalled from Memphis (AAA) on 4/25. Made his MLB debut that night vs. the Mets as a pinch runner, scoring from second base on a Tyler O'Neill two-run single.
- Hit first career grand slam at San Diego (9/22) for his 100th career hit; also was a game-winning-RBI.
- Had 12-game hit streak from Aug. 17-30, longest by a Cardinals rookie since Stephen Piscotty (12 in 2015).

2022 POSTSEASON: Went 0-for-7 while starting at second base in a two-game sweep by the Phillies in the Wild Card Series at Busch Stadium...born in Wurzburg, Germany, became the 8th MLB player born in Germany/West Germany to appear in the postseason...joined RHP Edwin Jackson in 2011 (West Germany) as the 2nd Cardinal.

CAREER MILESTONES

Major League Debut

April 25, 2022 vs. New York Mets

First Major League Hit

April 28, 2022 vs. Arizona
(8th inning, single, off Tyler Holton)

First Major League Home Run

May 10, 2022 vs. Baltimore
(9th inning, solo, off Dillon Tate)

First Major League Stolen Base

May 17, 2022 at New York Mets

BACKGROUND/PERSONAL

- Was born in Wurzburg, Germany, when his father Jim, a former United States Army Combat Readiness Center (USACRC) Deputy Commander, was stationed overseas.
- Played amateur baseball at Enterprise (Ala.) High School, lettering all four years while lettering two years in football.
- Played collegiate baseball at the University of South Alabama (2016-18), the same school as 2011 St. Louis Cardinals World Series MVP David Freese.
- Listed Matt Carpenter as his favorite athlete in his college bio.
- 2017 Sun Belt Conference Tournament Most Outstanding Player, batting .438 with a tournament-clinching walk-off single in the 10th inning to give the Jaguars their first Conference Title since 2005 when David Freese was a member of the squad.
- Played for the Hyannis Mets in the 2017 Cape Cod League.
- Proposed to his wife, Aly, in New York City's Times Square in May 2022 as the Cardinals game vs. the Mets at Citi Field was postponed due to rain.
- Resides in Madison, Alabama with his wife, Aly.



TOMMY EDMAN

19

HT: 5-10 WT: 193 B/T: S/R BIRTH DATE: 5/9/1995 ML SERVICE: 3.114

FULL NAME: Thomas Hyunsu Edman

BORN: Pontiac, Michigan

OPENING DAY AGE: 27 (Turns 28 on May 9)

BECAME A CARDINAL: Selected in the sixth round (196th overall) of the June, 2016 First-Year Player Draft

CONTRACT STATUS: Signed through 2023

MLB DEBUT: June 8, 2019 at Chicago Cubs

INFIELDER

EDMAN, TOMMY

COMPLETE RECORD

Year Team	AVG	G	AB	R	H	2B	3B	HR	RBI	SH	SF	HBP	BB	IBB	SO	SB	CS	GDP	SLG	OBP	E
2016 State College	.286	66	255	*61	73	14	5	4	33	0	4	3	*48	0	29	19	3	4	.427	.400	7
2017 Peoria	.284	38	155	24	44	8	5	2	18	1	2	1	15	2	19	8	2	3	.439	.347	5
Palm Beach	.257	18	70	7	18	2	1	1	11	2	1	2	7	0	18	0	1	1	.357	.338	6
Springfield	.247	63	219	20	54	12	2	2	26	1	2	1	16	0	34	5	2	6	.347	.298	5
2018 Memphis	.318	17	66	13	21	0	1	1	5	0	2	0	8	0	11	3	0	1	.394	.382	1
Springfield	.299	109	452	71	135	23	3	6	36	4	4	3	35	0	76	27	5	4	.403	.350	16
2019 ST. LOUIS	.304	92	326	59	99	17	7	11	36	0	0	7	16	0	61	15	1	3	.500	.350	5
Memphis	.305	49	197	39	60	12	4	7	29	2	2	2	15	0	33	9	0	2	.513	.356	1
2020 ST. LOUIS	.250	55	204	29	51	7	1	5	26	0	2	5	16	0	48	2	4	5	.368	.317	7
2021 ST. LOUIS	.262	159	*641	91	168	41	3	11	56	2	4	6	38	1	95	30	5	4	.387	.308	7
2022 ST. LOUIS	.265	153	577	95	153	31	4	13	57	1	1	5	46	2	111	32	3	10	.400	.324	6
MINOR TOTALS	.286	360	1414	235	405	71	21	23	158	10	17	12	144	2	220	71	13	21	.415	.353	41
MAJOR TOTALS	.269	459	1748	274	471	96	15	40	175	3	7	23	116	3	315	79	13	22	.410	.322	25

*Led League

Note: Major League Uniform Numbers Worn: 19 (2019-present)

WILD CARD RECORD

Year Team	AVG	G	AB	R	H	2B	3B	HR	RBI	SH	SF	HBP	BB	IBB	SO	SB	CS	GDP	SLG	OBP	E
2020 STL at SD	.214	3	14	2	3	0	0	0	0	0	0	0	0	0	3	0	0	0	.214	.214	1
2021 STL at LAD	.600	1	5	1	3	0	0	0	0	0	0	0	0	0	1	2	0	0	.600	.600	0
2022 STL vs. PHI	.167	2	6	0	1	0	0	0	0	0	0	0	1	0	1	0	0	0	.167	.286	0
W.C. TOTALS	.280	6	25	3	7	0	0	0	0	0	0	0	1	0	5	2	0	0	.280	.308	1

DIVISION SERIES RECORD

Year Team	AVG	G	AB	R	H	2B	3B	HR	RBI	SH	SF	HBP	BB	IBB	SO	SB	CS	GDP	SLG	OBP	E
2019 STL vs. ATL	.316	5	19	3	6	3	1	0	2	0	0	0	2	0	2	0	0	1	.579	.381	0

LEAGUE CHAMPIONSHIP SERIES RECORD

Year Team	AVG	G	AB	R	H	2B	3B	HR	RBI	SH	SF	HBP	BB	IBB	SO	SB	CS	GDP	SLG	OBP	E
2019 STL vs. WSH	.000	4	14	0	0	0	0	0	1	0	0	0	1	0	5	0	0	0	.000	.067	0

REGULAR SEASON FIELDING RECORD

Position	PCT	G	PO	A	E	TC	DP
Second Base	.990	256	367	603	10	980	138
Shortstop	.989	97	116	245	4	365	56
Third Base	.961	94	51	123	7	181	13
Outfield	.965	78	107	2	4	113	0

Note: Rawlings Gold Glove (1): 2021 (Second Base)
 Fielding Bible Award (1): 2022 (Multi-Position)
 Baseball America Best Defensive National League Second Baseman (1): 2022

- 2021:** Led Major League second baseman in outs above average (13) and runs prevented (10).
 Led National League second basemen in SABR Defensive Index (6.5).
- 2022:** Rawlings National League Gold Glove Award Finalist at both second base and utility.
 Led all Major League players in games combined defensively (180) and all MLB middle infielders in double plays turned (102).
 Led all National League players in assists (435).
 Shared National League lead among second basemen in outs above average (8) and runs prevented (6).
 Shared Major League lead among middle infielders in defensive bWAR (2.9).

2022 SEASON HIGHS

Most Hits: 3, 11 times. Last: 10/5 at Pittsburgh
Most Runs: 3, five times. Last: 7/16 vs. Cincinnati
Most 2Bs: 2, three times. Last: 8/29 at Cincinnati
Most HRs: 1, 13 times. Last: 9/3 vs. Chicago Cubs
Most RBI: 3, three times. Last: 9/2 vs. Chicago Cubs
Most BBs: 3, 5/4 at Kansas City
Most SBs: 2, three times. Last: 9/13 vs. Milwaukee
Longest Hitting Streak: 14 games, 8/28-9/13

CAREER HIGHS

Most Hits: 4, twice. Last: 8/28/21 at Pittsburgh
Most Runs: 3, nine times. Last: 7/16/22 vs. Cincinnati
Most 2Bs: 2, seven times. Last: 8/29/22 at Cincinnati
Most HRs: 2, twice. Last: 5/26/21 at Chicago White Sox
Most RBI: 4, 7/18/19 at Cincinnati
Most BBs: 3, 5/4/22 at Kansas City
Most SBs: 2, five times. Last: 9/13/22 vs. Milwaukee
Longest Hitting Streak: 14 games, 8/28-9/13/22
Multi-HR Games: 2. Last: 5/26/21 at Chicago White Sox
Lead-Off HR: 5. Last: 6/14/22 (G2) vs. Pittsburgh (Bryse Wilson)
Pinch-Hit HR: 2. Last: 7/10/21 at Chicago Cubs (Adam Morgan)
Grand Slams: 1. 7/18/19 at Cincinnati (Robert Stephenson)
Game-Ending HR: 6/11/22 vs. Cincinnati (Joel Kuhnel)
Extra-Inning HR: n/a



AWARDS & HONORS

**Rawlings National League
Gold Glove Award - Second Base**
2021: St. Louis

Fielding Bible Award - Multi-Position
2022: St. Louis

**Baseball America Best Defensive
Second Baseman - National League**
2022: St. Louis

National League Player of the Week
2021: St. Louis - August 23-29

Major League Baseball Play of the Week
2021: St. Louis - September 1 at Cincinnati (G2)

**MLB Players Alumni Association
Heart and Hustle Award Nominee**
2021: St. Louis

**Baseball America MLB All-Rookie Team
Third Base**
2019: St. Louis

**Baseball Digest MLB All-Rookie Team
Third Base**
2019: St. Louis

Pacific Coast League Championship
2018: Memphis (AAA)

Triple-A National Championship
2018: Memphis (AAA)

Texas League Mid-Season All-Star
2018: Springfield (AA)

New York-Penn League Mid-Season All-Star
2016: State College (SS-A)

New York-Penn League Champions
2016: State College (SS-A)

**Most Outstanding Player
NCAA Bloomington Regional**
2014: Stanford University

High School National Merit Scholar
2013: La Jolla High School

CAREER NOTES

- Representing Team Korea in the 2023 World Baseball Classic, becoming the first non-South Korean native to play for the country at the WBC. Born in Michigan and raised in San Diego, California, Edman is of Korean descent from his mother's side, who was born in South Korea.
- Eugene Koo, translator to former Cardinals pitcher Seunghwan Oh (2016-17), will be Edman's WBC translator.
- In 2021, became the 9th switch-hitter (13th occurrence) in Major League history with 10+ home runs, 40+ doubles, and 30+ stolen bases in a single season. Also became the third Cardinal and first switch-hitter with Edgar Renteria (2003) and Ray Lankford in (1992).
- Led the 2021 NL in at-bats (641), most by a Cardinal since Garry Templeton (672 in 1979). Became the first Cardinal to lead the NL in at-bats since Lou Brock (689 in 1967).
- Doubled off current teammate Steven Matz for his first career Major League hit (June 14, 2019 at Citi Field).

Defensive Accolades

- 2021 Rawlings National League Gold Glove Award winner at second base. Joined Kolten Wong (2019-20) and Fernando Viña (2001-02) as the only second basemen to win the award in franchise history.
- 2022 Rawlings National League Gold Glove Award finalist at both second base and utility.
- 2022 Fielding Bible Award winner at Multi-Position.
- Before 2021, had played only 37 MLB games at second base. According to *Elias*, only four players (excluding rookies and pitchers) played fewer games at their position entering their Gold Glove-winning season: 1999 Pokey Reese at 2B (11 games), 1983 Ryne Sandberg at 2B (25), 2021 Marcus Semien at 2B (29) and 1957 Frank Malzone at 3B (33).
- Has appeared defensively in 445 games at six different positions over his four Major League seasons, playing at second base (256), shortstop (97), third base (94), right field (68), left field (9) and centerfield (2).
- Is the only Cardinal in franchise history to make 60+ starts at both shortstop (74) and second base (67) in a single season, doing so in 2022.
- Won MLB's Play of the Week award for the Aug. 30-Sept. 5, 2021 period. Trailing by eight runs in the bottom of the second vs. the Reds at Great American Ball Park, Edman raced into foul territory to make an inning-ending catch while tumbling over the tarp and into the netting.

Baserunning

- Holds the Busch Stadium III record for stolen bases (45).
- Among active Major Leaguers with at least 85 stolen base attempts, Edman's career 85.9% stolen base success rate ranks 2nd-best behind Byron Buxton (88.5%).
- Since 2021, his 62 stolen bases rank 3rd in MLB behind Starling Marte (65) and Cedric Mullins (64).
- Since 2021, leads MLB in Baserunning value by both *FanGraphs* (16.3) and *Baseball Reference* (14) metrics, and is also the MLB leader in weighted stolen base runs according to both *FanGraphs* (7.9) and *STATS LLC* (7.94).
- Is the first Cardinal with multiple seasons of 30+ stolen bases since Edgar Renteria (1999 and 2003) and the first Cardinal with consecutive seasons of 30+ steals since Royce Clayton (33 in 1996 & 30 in 1997).

2022

NL Ranks: runs scored (95, T-11th), triples (4, T-9th), stolen bases (32, 2nd), stolen base success rate (91.4%, 2nd), power/speed number (18.5, 8th), singles (105, 9th), ground balls hit (228, T-5th), groundball/flyballs ratio (1.82, 9th), groundball pct. (49.0, 10th), pct. of balls put in play (20.1, 10th), pct. swings put in play (42.8, 7th), infield hits (20, T-9th), baserunning runs (2.81, 6th), bWAR (6.4, T-7th), defensive bWAR (2.9, 2nd), position player bWAR (6.4, 7th), baserunning WAR (0.8, T-1st)

- Set single-season career highs in homers (13), runs scored (95), RBI (57), stolen bases (32), and walks (46).
- Became first Cardinals switch-hitter since Ozzie Smith (1991-93) with consecutive seasons of 150 hits.
- Led all of Major League Baseball in baserunning value by both *FanGraphs* (8.4) and *Baseball Reference* (7) metrics, and also paced MLB in weighted stolen base runs according to both *FanGraphs* (4.6) and *STATS LLC* (4.57) metrics.
- According to *Bill James Online*, led the majors in net baserunning gain (+51).
- According to *Baseball Reference* metrics, led the National League in bases taken (24) and ranked 5th in extra-bases taken pct. (57%) on batted balls.
- Scored 43% of the time when on base, 2nd-highest rate in MLB to Mookie Betts (45%).
- Swiped 32 bags in 35 attempts for a 91.4% stolen base success rate, 3rd-best in MLB and highest among players who attempted 23 steals or more.
- Was the first Cardinal with multiple seasons of 30+ stolen bases since Edgar Renteria (1999 and 2003) and the first Cardinal with consecutive seasons of 30+ steals since Royce Clayton (33 in 1996 & 30 in 1997).
- Joined Frankie Frisch (1927-28) as the only two Cardinals switch-hitters with multiple seasons of 10+ home runs and 25+ stolen bases.
- Was a Rawlings National League Gold Glove Award finalist at both second base and utility, and won the Fielding Bible Award at Multi-Position.
- Led all Major League players in combined games appeared defensively (180) and MLB middle infielders in double plays turned (102). Paced the National League in assists (435).
- Tied Brendan Rodgers for 2nd in MLB in defensive bWAR (2.9) behind Ke'Bryan Hayes (3.0).
- Ranked 3rd among MLB infielders in both outs above average (19) and runs prevented (15). Tied Jeff McNeil for the NL lead among second basemen in outs above average (8) and runs prevented (6).
- Is the first player in franchise history to make 60+ starts at shortstop (74) and second base (67) in a season. Overall, appeared in 89 games at second, 80 games at shortstop, two games in right field, and one in center field.
- Ranked 2nd in MLB in two-out batting (.338, 53-157) trailing only teammate Paul Goldschmidt (.360, 76-211).
- Hit his first career MLB walk-off homer vs. Cincinnati (6/11), which also was his first walk-off home run since ending the 2014 Birmingham Regional as a freshman at Stanford.
- Ran off a career-best 14-game hit streak (8/28-9/13), T-12th longest in the National League.

2022 BASERUNNING METRICS

MLB Rank	Team	Extra Bases Taken	
1. Ty France	Mariners	25	
	Marcus Semien	Rangers	25
3. Tommy Edman	Cardinals	24	

MLB Rank	Team(s)	Extra Bases Taken %	
1. Ronald Acuna Jr.	Braves	76%	
2. Luis Rengifo	Angels	75%	
3. Elvis Andrus	A's/White Sox	72%	
4. Jorge Mateo	Orioles	67%	
5. Javier Báez	Tigers	65%	
6. Dansby Swanson	Braves	63%	
	Adolis García	Rangers	63%
8. Marcus Semien	Rangers	62%	
	Bobby Witt	Royals	62%
10. Amed Rosario	Guardians	60%	
11. Seth Brown	Athletics	58%	
	Trent Grisham	Padres	58%
	Willy Adames	Brewers	58%
14. Tommy Edman	Cardinals	57%	

MLB Rank	Team(s)	Run Scoring %	
1. Mookie Betts	Dodgers	45%	
2. Tommy Edman	Cardinals	43%	
3. Tommy Pham	Reds/Red Sox	41%	
	Myles Straw	Guardians	41%

MLB Rank	Team	SB Success Rate	
1. T.J. Realmuto	Phillies	95.5%	
	Myles Straw	Guardians	95.5%
3. Tommy Edman	Cardinals	91.4%	

SWITCH-HITTERS WITH 10+ HOME RUNS,
40+ DOUBLES, & 30+ STOLEN BASES
IN A SINGLE SEASON

All-Time MLB Switch-Hitters	HR	2B	SB	
Howard Johnson	1989 Mets	36	41	41
Devon White	1991 Blue Jays	17	40	33
	1993 Blue Jays	15	42	34
Roberto Alomar	1999 Indians	24	40	37
	2000 Indians	19	40	39
Carlos Beltran	2002 Royals	29	44	35
Jimmy Rollins	2004 Phillies	14	43	30
	2006 Phillies	25	45	36
	2009 Phillies	21	43	31
Brian Roberts	2007 Orioles	12	42	30
	2009 Orioles	16	56	50
Tommy Edman	2021 Cardinals	11	41	30

- Named *Baseball America's* Best Defensive National League Second Baseman in the MLB Best Tools Survey. Also recognized as the NL's 2nd-best Baserunner.

2022 POSTSEASON: Went 1-for-6 with a walk in the two-game series sweep by Philadelphia in the Wild Card Series at Busch Stadium.



BACKGROUND/PERSONAL

- Graduated from La Jolla Country Day School in San Diego, Calif. in 2013, where he was a National Merit Scholar and AP Scholar with a 4.48 GPA.
- Was a four-time varsity letterman at shortstop and was team captain as a junior and senior.
- Is the school career recorder holder in hits, doubles, runs, stolen bases, and ERA.
- Also played varsity water polo for two years.
- Played three seasons of college baseball at Stanford University (2014-16).
- As a junior in 2016, recognized as First-Team All-Pac 12 and CoSIDA Academic All-American Second Team Baseball honors.
- Named the 2014 Most Outstanding Player in the Bloomington (Ind.) Regional batting .417 (10-24) and hitting a regional clinching walk-off home run to eliminate host Indiana and advance to the Super Regional against Vanderbilt. Marked the first left-handed home run of his life.
- Majoring in Math & Computational Science at Stanford, Edman posted the highest GPA of any Stanford baseball player in the last 40 years.
- Was Stanford Cardinal teammates with MLB first round picks Alex Blandino (2014 Reds), Cal Quantrill (2016 Padres) and Nico Hoerner (2018 Cubs).
- Completed his degree during the fall semester of 2016 after being drafted by St. Louis.
- His father, John, who was a four-year starting shortstop at Williams (Mass.) College, coaches baseball and teaches math at La Jolla. Later attended Graduate School at the University of Michigan and was a volunteer assistant coach for the Wolverines.

CAREER MILESTONES

Major League Debut

June 8, 2019 at Chicago Cubs

First Major League Hit

June 14, 2019 at New York Mets
(3rd inning, double, off Steven Matz)

First Major League Home Run

June 20, 2019 vs. Miami
(8th inning, 2-run, off Tayron Guerrero)

First Major League Stolen Base

June 15, 2019 at New York Mets

- His mother, Maureen, was born in South Korea and moved to the United States as a child.
- His older brother, John, is a Baseball R&D and Data Quality Engineer in the Minnesota Twins Technology Department. Previously interned in Baseball Operations for the Padres.
- His younger sister, Elise, played college volleyball at Davidson (N.C.) College.
- Tommy and his brother, John, grew up as Detroit Tigers fan while living in Michigan in the 1990s.
- Serves on advisory board for the Taylor Hooton Foundation, the leader in advocacy against appearance & performance enhancing substances by the youth of America.
- He and his wife, Kristen, were married during the 2019 off-season and had to postpone their wedding several weeks due to the Cardinals making the postseason.
- Resides in San Diego, California.

EDMAN, TOMMY



Paul Goldschmidt, Tommy Edman, Nolan Arenado, Tyler O'Neill, and Harrison Bader are presented their 2021 Rawlings National League Gold Glove Awards, while John Mozeliak and Oliver Marmol receive Arenado's 2021 Platinum award and the 2021 NL Gold Glove Team award, April 29, 2022 at Busch Stadium.



JOSÉ FERMÍN

35

HT: 6-0 WT: 200 B/T: R/R BIRTH DATE: 3/29/1999 MIL SERVICE: 0.000

(fair-MEAN)

FULL NAME: José Miguel Fermín

BORN: Puerto Plata, Dominican Republic

OPENING DAY AGE: 24

BECAME A CARDINAL: Acquired from the Cleveland Guardians in exchange for cash considerations, November 9, 2022

CONTRACT STATUS: Signed through 2023

INFIELDER 

COMPLETE RECORD

Year	Team	AVG	G	AB	R	H	2B	3B	HR	RBI	SH	SF	HBP	BB	IBB	SO	SB	CS	GDP	SLG	OBP	E
2016	DSL Indians	.224	16	58	5	13	4	2	0	8	0	1	0	7	0	11	2	2	0	.362	.303	4
2017	AZL Indians	.229	45	166	24	38	11	1	1	14	2	2	7	5	0	19	5	2	5	.325	.278	21
2018	Mahoning Val.	.279	71	251	47	70	12	4	2	26	5	3	9	39	1	26	17	4	2	.383	.391	8
2019	Lake County	.293	105	393	75	115	12	2	6	41	6	3	11	42	2	40	28	9	9	.379	.374	17
2020	DID NOT PLAY -- NO MiLB SEASON																					
2021	Columbus	.364	4	11	4	4	1	0	1	2	0	0	0	1	0	4	0	0	0	.727	.417	0
	Akron	.258	84	295	40	76	15	2	6	39	4	3	10	23	0	38	4	4	8	.383	.329	8
2022	Columbus	.215	90	270	60	58	11	0	6	31	6	3	9	42	0	46	9	4	3	.322	.336	6
MINOR TOTALS		.259	415	1444	255	374	66	11	22	161	23	15	46	159	3	184	65	25	27	.366	.348	64

CAREER TRANSACTIONS

- Signed by Cleveland Indians as an International free agent, July 2, 2015.
- Traded to St. Louis Cardinals from Cleveland Guardians in exchange for cash considerations, November 9, 2022.



CAREER NOTES

- Traded to St. Louis from the Cleveland Guardians in exchange for cash considerations, November 9, 2022.
- Voted "Best Defensive Infielder in the Cleveland organization by *Baseball America* entering the 2019 season.
- Led Cleveland minor leaguers with 28 stolen bases in 2019. Ranked in the Top 10 in batting (.293, 8th), on-base pct. (.374, 10th), hits (115, 9th) and hit by pitch (11, T3rd).
- Posted career-highs with 105 games played, 75 runs, 115 hits, 41 RBI and 28 stolen bases and a .293 batting average earning him an MiLB.com Organization All-Star in 2019.
- His career walk to strikeout ratio of 159:184 has him striking out once every 9.2 plate appearances in 1,687 plate appearances.
- Has appeared defensively in 177 games at second base, 117 shortstop, and 104 at third base.
- Recorded a career-high 6 RBI vs. Somerset (9/14/21) as part of a 4-for-4 game with two doubles, missing the cycle by a triple.
- Has posted 10 games with two stolen bases, with three such efforts most recently in the 2022 season.
- Appeared in three games for the Gigantes in the Dominican Winter League in 2021-22. Scored three runs, but did not record a plate appearance or play defensively.

AWARDS & HONORS

Midwest League Player of the Week
2019: Lake County (A) - Aug. 27-Sept. 2

MiLB.com Organization All-Star
2019: Cleveland

2022

- Played 90 games for Columbus (AAA), making 59 starts at third base and 27 starts at second base.
- Hit four home runs in April, including his first career multi-home run game with two blasts at Indianapolis (4/20).
- His multi-home run game was part of a two-game explosion, going 7-for-9 with a double, two home runs, and six RBI with five runs scored (4/20-21 at IND).
- Scored a run in seven straight games (4/13-4/21).
- Hit his first career grand slam at Omaha (5/4) off Daniel Mengden.
- Collected three games with two stolen bases, his second most in a single-season behind 2019 (four).

BACKGROUND/PERSONAL

- Resides in El Seibo, Dominican Republic.



Shortstop José Fermín makes a jumping throw to first base vs. the Washington Nationals at The Ballpark of the Palm Beaches, February 28, 2023.



JACK FLAHERTY 22

HT: 6-4 WT: 230 B/T: R/R BIRTH DATE: 10/15/1995 ML SERVICE: 5.006

FULL NAME: Jack Rafe Flaherty

BORN: Burbank, California

OPENING DAY AGE: 27

BECAME A CARDINAL: Selected in the first round (34th overall) of the June, 2014 First-Year Player Draft

CONTRACT STATUS: Signed through 2023

MLB DEBUT: September 1, 2017 at San Francisco

PITCHER

COMPLETE RECORD

Year	Team	W-L	ERA	G	GS	CG	GF	SHO	SV	IP	H	R	ER	HR	HBP	BB	IBB	SO	WP	BK	BA
2014	GCL Cardinals	1-1	1.59	8	6	0	0	0	0	22.2	18	9	4	1	3	4	1	28	2	0	.209
2015	Peoria	9-3	2.84	18	18	0	0	0	0	95.0	92	38	30	2	7	31	0	97	10	1	.251
2016	Palm Beach	5-9	3.56	24	23	0	0	0	0	134.0	129	63	53	8	2	45	0	126	11	0	.254
2017	Springfield	7-2	1.42	10	10	0	0	0	0	63.1	47	10	10	2	0	11	0	62	1	0	.205
	Memphis	7-2	2.74	15	15	0	0	0	0	85.1	73	26	26	10	0	24	2	85	4	0	.233
	ST. LOUIS	0-2	6.33	6	5	0	0	0	0	21.1	23	15	15	4	1	10	1	20	0	0	.284
2018	ST. LOUIS	8-9	3.34	28	28	0	0	0	0	151.0	108	59	56	20	11	59	3	182	6	0	.199
	Memphis	4-1	2.27	5	5	1	0	0	0	31.2	22	10	8	2	3	7	0	41	0	1	.190
2019	ST. LOUIS	11-8	2.75	33	33	0	0	0	0	196.1	135	62	60	25	7	55	2	231	6	0	*.192
2020	ST. LOUIS	4-3	4.91	9	9	0	0	0	0	40.1	33	22	22	6	3	16	0	49	1	0	.221
2021	ST. LOUIS	9-2	3.22	17	15	0	0	0	0	78.1	57	35	28	12	6	26	1	85	4	0	.199
	Springfield#	0-0	6.75	1	1	0	0	0	0	4.0	3	3	3	1	0	0	0	3	1	0	.214
	Memphis#	0-0	3.60	2	2	0	0	0	0	5.0	5	2	2	0	0	1	0	8	1	0	.250
	ST. LOUIS	2-1	4.25	9	8	0	0	0	0	36.0	36	18	17	4	5	22	0	33	0	0	.259
	Springfield#	0-0	2.16	4	4	0	0	0	0	16.2	13	4	4	0	0	4	0	23	0	0	.213
	Memphis#	1-2	4.35	3	3	0	0	0	0	10.1	9	6	5	2	0	3	0	11	2	0	.231
MINOR TOTALS		34-20	2.79	90	87	1	0	0	0	468.0	411	171	145	28	15	130	3	484	32	2	.234
MAJOR TOTALS		34-25	3.41	102	98	0	0	0	0	523.1	392	211	198	71	33	188	7	600	17	0	.206

* Led League

Injury Rehabilitation Assignment

Note: Major League Uniform Numbers Worn: 32 (2017-18), 22 (2019-present)

WILD CARD SERIES RECORD

Year	Team	W-L	ERA	G	GS	CG	GF	SHO	SV	IP	H	R	ER	HR	HBP	BB	IBB	SO	WP	BK	BA
2020	STL at SD	0-1	1.50	1	1	0	0	0	0	6.0	6	1	1	0	0	2	0	8	0	0	.250
2021	STL at LAD	DID NOT PITCH - ON POSTSEASON ROSTER																			
2022	STL vs. PHI	DID NOT PITCH - ON POSTSEASON ROSTER																			
W.C. Totals		0-1	1.50	1	1	0	0	0	0	6.0	6	1	1	0	0	2	0	8	0	0	.250

DIVISION SERIES RECORD

Year	Team	W-L	ERA	G	GS	CG	GF	SHO	SV	IP	H	R	ER	HR	HBP	BB	IBB	SO	WP	BK	BA
2019	STL vs. ATL	1-1	2.77	2	2	0	0	0	0	13.0	12	4	4	2	1	2	0	16	2	0	.240

^Cardinals Division Series record



LEAGUE CHAMPIONSHIP SERIES RECORD

Year Team	W-L	ERA	G	GS	CG	GF	SHO	SV	IP	H	R	ER	HR	HBP	BB	IBB	SO	WP	BK	BA
2019 STL vs. WSH	0-1	9.00	1	1	0	0	0	0	4.0	5	4	4	0	0	2	0	6	1	0	.333

REGULAR SEASON FIELDING RECORD

Position	PCT	G	PO	A	E	TC	DP
Pitcher	.946	102	37	50	5	92	4

Note: 2019: Finalist for Rawlings Gold Glove award. Tied for 1st among MLB pitchers in fielding pct. (1.000)

REGULAR SEASON BATTING RECORD

	AVG	G	AB	R	H	2B	3B	HR	RBI	SH	SF	HBP	BB	IBB	SO	SB	CS	GDP	SLG	OBP	E
MAJOR TOTALS	.154	84	123	8	19	3	0	1	7	16	2	0	9	0	46	1	1	0	.203	.209	5

Home Run: 5/7/21 vs. Colorado (Austin Gomber)

2022 SEASON HIGHS

Most IP: 6.0, twice. Last: 9/30 vs. Pittsburgh
Most Strikeouts: 9, 9/22 at San Diego
Most Walks: 5, 6/21 at Milwaukee
Most Runs Allowed: 4, twice. Last: 9/16 vs. Cincinnati
Most Earned Runs Allowed: 4, 9/16 vs. Cincinnati
Most Hits Allowed: 6, 3x. Last: 9/16 vs. Cincinnati
Most HRs Allowed: 2, 9/10 at Pittsburgh
Longest Winning Streak: 2 games, 9/22-end of season
Longest Losing Streak: 1 game, 9/5
Longest Scoreless Streak: 6.0, 6/21-9/5

CAREER HIGHS

Most IP: 8.0, 3x. Last: 9/19/19 at Chicago Cubs
Most Strikeouts: 13, twice. Last: 6/22/18 at Milwaukee
Most Walks: 5, 3x. Last: 6/21/22 at Milwaukee
Most Runs Allowed: 9, 9/15/20 at Milwaukee
Most Earned Runs Allowed: 9, 9/15/20 at Milwaukee
Most Hits Allowed: 9, twice. Last: 6/25/19 vs. Oakland
Most HRs Allowed: 3, twice. Last: 6/25/19 vs. Oakland
Longest Winning Streak: 8 games, 4/7-5/19/21
Longest Losing Streak: 3 games, 3x. Last: 6/18-7/7/19
Longest Scoreless Streak: 23.0 IP, 7/26-8/13/19
10+ Strikeout Games: 9. Last: 9/20/20 at Pittsburgh
Last Relief Appearance: 10/4/22 vs. at Pittsburgh

CAREER TRANSACTIONS

- Selected by St. Louis Cardinals 1st round (34th overall) of the June, 2014 First-Year Player Draft.
- On St. Louis injured list (left oblique strain), June 1-August 12, 2021; included injury rehabilitation assignments to Memphis (AAA) and Springfield (AA).
- On St. Louis injured list (right shoulder strain), August 25-September 23, 2021.
- On St. Louis injured list (right shoulder discomfort), April 4-June 14, 2022; included injury rehabilitation assignments to Memphis (AAA) and Springfield (AA).
- On St. Louis injured list (right shoulder discomfort), June 27-September 4, 2022; included injury rehabilitation assignments to Memphis (AAA) and Springfield (AA).

CAREER NOTES

- Member of Major League Baseball Players Association's eight-man Executive Subcommittee. Serves as one of two Association Alternates (with Lance McCullers Jr.) to Francisco Lindor and Marcus Semien.
- Has missed the majority of the last two seasons (2021-22) due to left oblique and right shoulder injuries.
- Since 2018, Flaherty (.203, 28%), is one of three MLB pitchers to record an opponent batting average of .203 or lower and a strikeout pct. of 25% or higher (min. 1,800 batters faced), joining Jacob deGrom (.188, 36%) and Justin Verlander (.185, 34%).
- In 98 career starts, is 32-8 when receiving 2+ runs of support, 25-1 when receiving 3+ runs, and 22-0 with 4+ runs. Has received 2 or fewer runs of support in 58 of 98 (59.1%) career starts.
- St. Louis sports a 52-46 overall record in Flaherty's 98 career starts. In his first 51 starts from his MLB debut (9/1/2017) until the 2019 All-Star Break, St. Louis went 21-30 (.412). In his last 47 starts (July 16, 2019-present), St. Louis is 31-16 (.660).
- Two-time NL Pitcher of the Month award winner (August and September 2019). Is the only Cardinal to win twice in a single season since the award was first given out in 1975.
- Among active MLB pitchers with 30 or more career starts in day games, sports the lowest average against (.193) and 4th-lowest ERA (2.50) behind Jacob deGrom (1.96), Sandy Alcantara (2.37), and Clayton Kershaw (2.40).
- Limited his opposition to six hits or fewer in 25 consecutive starts dating back to Sept. 20, 2020, 2nd only to Jacob deGrom (34) among non-opener starting pitchers.
- Has held his opposition to a .206 career batting average, 15th-lowest among MLB pitchers with more than 500 career innings pitched in the Live Ball Era (1920-present).
- Sports the lowest opponent batting average (.190) in Busch Stadium III history among pitchers with 200+ innings pitched.
- Since the Live Ball Era (1920-present), sports the lowest ERA (.141) and average against (.148) in MLB history in the month of August among pitchers with 355+ batters faced.
- Finished 4th in 2019 National League Cy Young Award voting, 13th in NL MVP voting, and was named to the All-MLB Second Team at Starting Pitcher.
- Joined the Cardinals organization as first round compensatory pick gained when outfielder Carlos Beltrán signed with the New York Yankees.

Strikeouts

- Has struck out 600 batters over his first 102 career games, most by a Cardinal and 16th-most in National League history (since 1901) in a pitcher's first 102 games.
- Recorded nine double-digit strikeouts games in his career, T-9th in Cardinals history and most by any Cardinal through his first 102 career games.
- Since becoming a full-time starting pitcher in 2018, ranks 13th in MLB with a 10.40 strikeouts/9 IP (min. 500 IP).
- Owns the Cardinals single-season records in strikeouts/ 9 IP (10.59 in 2019) and percentage of swings that missed (30.7 in 2019) in data since 1988.

AWARDS & HONORS

All-MLB Second Team - Starting Pitcher
2019: St. Louis

National League Pitcher of the Month
2019: St. Louis - August
2019: St. Louis - September

**St. Louis BBWAA J.G. Taylor Spink
Baseball Man of the Year**
2019

Baseball America MLB All-Rookie Team
2018: St. Louis

Cardinals Minor League Pitcher of the Year
2017: Springfield (AA) & Memphis (AAA)

Cardinals Minor League Pitcher of the Month
2017: Springfield (AA) - April

Pacific Coast League Player of the Month
2017: Memphis (AAA) - August

Texas League Pitcher of the Week
2017: Springfield (AA) - April 17-23

Texas League Mid-Season All-Star
2017: Springfield (AA)

Texas League Post-Season All-Star
2017: Springfield (AA)

Texas League Player of the Month
2017: Springfield (AA) - April

**Baseball America
Minor League All-Star - First Team**
2017: Springfield (AA) & Memphis (AAA)

All-Star Futures Games Selection
2017: United States

CAREER MILESTONES

Major League Debut
September 1, 2017 at San Francisco

First Major League Start
September 1, 2017 at San Francisco

First Major League Win
May 20, 2018 vs. Philadelphia

First Major League Strikeout
September 1, 2017 at San Francisco
(1st inn, Denard Span, swinging, first batter faced)

100th Career Major League Strikeout
July 3, 2018 at Arizona
(6th inning, Ketel Marte, swinging)



SINGLE-SEASON STRIKEOUTS BY A CARDINALS PITCHER

Rank	Season	Strikeouts	IP
1.	Bob Gibson 1970	274	294.0
2.	Bob Gibson 1965	270	299.0
3.	Bob Gibson 1969	269	314.0
4.	Bob Gibson 1968	268	304.2
5.	Bob Gibson 1964	245	287.1
6.	Jack Flaherty 2019	231	196.1
7.	Sam Jones 1958	225	250.0
	Bob Gibson 1966	225	280.1
9.	Adam Wainwright 2013	219	241.2
10.	Carlos Martínez 2017	217	205.0

DOUBLE-DIGIT STRIKEOUT GAMES BY A CARDINAL - FIRST 102 CAREER GAMES

Rank	Games	Career SO	Seasons
1.	Jack Flaherty 9	600	2017-22
2.	Alan Benes 7	349	1995-2001
	Lance Lynn 7	507	2011-14

DOUBLE-DIGIT STRIKEOUT GAMES BY A CARDINAL - CAREER

Rank	Games	Seasons
1.	Bob Gibson 74	1959-75
2.	Chris Carpenter 14	2004-12
3.	Steve Carlton 13	1965-71
	Adam Wainwright 13	2005-10, '12-22
5.	Matt Morris 10	1997-98, '2000-05
	Andy Benes 10	1996-97, 2000-02
	Carlos Martínez 10	2013-20
8.	Sam Jones 9	1957-58, '63
	Lance Lynn 9	2011-15, '17
	José DeLeón 9	1988-92
	Jack Flaherty 9	2017-22

HIGHEST SINGLE-SEASON STRIKEOUTS/9 IP BY A CARDINAL

Rank	Season	SO/9	SO	IP
1.	Jack Flaherty 2019	10.59	231	196.1
2.	Rick Ankiel 2000	9.98	194	175.0
3.	Carlos Martínez 2017	9.53	217	205.0

LOWEST SINGLE-SEASON POST ALL-STAR ERA - MLB HISTORY

Rank	Season	Team	ERA
1.	Jake Arrieta 2015	Cubs	0.75
2.	Greg Maddux 1994	Braves	0.87
3.	Jack Flaherty 2019	Cardinals	0.91

minimum 70 innings pitched (since 1933)

LOWEST SINGLE-SEASON OPPONENT BA & HITS/9 IP BY A CARDINAL

Rank	Season	H/9	BA	IP
1.	Bob Gibson 1968	5.85	.184	304.2
2.	Jack Flaherty 2019	6.19	.192	196.1

- Is the 3rd Cardinal in franchise history to strike out 180 or more in two of his first three career seasons (2018-19), joining Dizzy Dean (1932-33), and Lance Lynn (2012-13).
- Struck out 231 in 2019 (6th in NL), becoming the 8th different Cardinal (19th instance) and youngest in franchise history to strike out 200 or more in a season.
- His 231 strikeouts in 2019 ranked 6th in franchise single-season history, trailing only Bob Gibson (1964, 1965, 1968, 1969, 1970).
- Fanned an NL-leading 124 batters after the All-Star Break in 2019, 4th-most in Cardinals single-season history.
- His 182 strikeouts as a rookie in 2018 ranked 3rd all-time in Cardinals history behind Rick Ankiel (194 in 1999) and Dizzy Dean (191 in 1932).
- Averaged 10.85 strikeouts/9 IP as a rookie, ranking first among rookies in franchise history (min. 150 IP) and 4th all-time for rookies behind Kerry Wood (12.58 in 1998), Dwight Gooden (11.39 in 1984) and Hideo Nomo (11.10 in 1995), all who went on to win Rookie of the Year awards.

2022

- Missed a total of 122 games due to a right shoulder injury (64 games from April 7-June 14 and another 58 games from June 27-Sept.4).
- Began the season on the 15-Day Injured List with right shoulder discomfort (4/4) and was later transferred to the 60-Day Injured List (5/20).
- Activated from the 60-day Injured List on June 15 and made his season debut vs. Pirates. Took a no-decision in a Cardinals 6-4 loss, allowing four runs (three earned) in his 3.0 IP while throwing 60 pitches.
- Made two more starts for St. Louis in June before returning to the 15-Day Injured List with a right shoulder strain (6/27). Was transferred to the 60-Day Injured List (7/11).
- Activated from the Injured List (9/5). Finished his season 2-1 with a 3.86 ERA and 27 strikeouts over his last six outings (five starts). Throw 5.0+ innings in every start, with the Cardinals posting a 5-1 record.
- Returned to the Busch Stadium mound on 9/5 vs. Washington for the first time since 6/26 and worked 5.0 IP, allowing one run on six hits. Took the loss, as the Cardinals were blanked, 6-0, by the Nationals.
- Posted season highs in strikeouts (9), innings pitched (6.0) and pitches thrown (99) in a 5-4 win at SD (9/22) for his first win of the season and first since 8/13/21 at KC.
- Notched his 600th career strikeout in a 1.0-inning relief outing for his final regular season appearance on 10/4 at Pittsburgh. Became the 31st Cardinals pitcher to reach that milestone and in 523.1 IP, was the fastest to reach the mark in club history.
- Made a total of seven injury rehab starts at Memphis (AAA) and Springfield (AA) over two different stints in June and August, going 1-2 with a 3.00 ERA (27.0 IP) and 34 strikeouts.

2022 POSTSEASON: Made the postseason roster, but did not appear in the two-game series sweep by Philadelphia in the Wild Card Series at Busch Stadium.

BACKGROUND/PERSONAL

- Member of Major League Baseball Players Association's eight-man Executive Subcommittee, serving as one of two Association Alternates (with Lance McCullers Jr.) to Francisco Lindor and Marcus Semien.
- Graduated from Harvard-Westlake (Calif.) High School, where he pitched and played third base and shortstop.
- Was high school teammates of pitchers Max Fried and Lucas Giolito, both selected in the first round of the June, 2012 First-Year Player Draft.
- Went 23-0 with an 0.63 ERA over his final two seasons and 35-3 overall throughout his high school career.
- Led Harvard-Westlake to the 2013 state title, pitching a complete-game shutout and driving in the lone run in a 1-0 victory in the championship game at Dodger Stadium.
- Two-time Southern Section Division 1 Player of the Year.
- Named 2014 Los Angeles Daily News All-Area Baseball Player of the Year and California Gatorade State Player of the Year.
- Named USA Today second team All-USA High School selection.
- Signed his letter of intent with the University of North Carolina at Chapel Hill.
- Joined the Cardinals organization as first round compensatory pick gained when outfielder Carlos Beltrán signed with the New York Yankees.
- Attended Major League Baseball's Rookie Career Development Program after the 2017 season.
- Switched uniform number from his original issue of No. 32 to No. 22 before the 2019 season.
- Is actively involved in supporting the Black Lives Matter movement.
- Member of the Players Alliance, more than 100 current and former Black professional baseball players, united to use their collective voice and platform to create increased opportunities for the Black community.
- Raised by his mother, Eileen Flaherty, who adopted Jack three weeks after he was born.
- Grew up a Los Angeles Dodgers fan.
- Avid basketball fan who regularly attends Los Angeles Lakers games in the offseason.
- Resides in Sherman Oaks, Calif.



Jack Flaherty during his start vs. the Cincinnati Reds at Busch Stadium III, September 16, 2022.



GIOVANNY GALLEGOS

65

HT: 6-2 WT: 205 B/T: R/R BIRTH DATE: 8/14/1991 ML SERVICE: 4.085

(GUY-ay-gohse)

FULL NAME: Giovanni Gallegos

BORN: Ciudad Obregón, Sonora, Mexico

OPENING DAY AGE: 31 (Turns 32 on August 14)

BECAME A CARDINAL: Acquired from the New York Yankees with LHP Chasen Shreve in exchange for 1B Luke Voit and International Cap Space, July 28, 2018

CONTRACT STATUS: Signed through 2024 with a club option for 2025

MLB DEBUT: May 12, 2017 vs. Houston

PITCHER

COMPLETE RECORD

Year	Team	W-L	ERA	G	GS	CG	GF	SHO	SV	IP	H	R	ER	HR	HBP	BB	IBB	SO	WP	BK	BA
2012	GCL Yankees	0-1	1.67	12	4	0	0	0	0	27.0	20	7	5	1	2	2	0	22	0	1	.206
2013	Staten Island	2-8+	4.27	16	+16	0	0	0	0	65.1	71	32	31	+9	5	14	0	43	3	1	.278
2014	Charleston	5-5	4.57	29	6	0	6	0	1	88.2	108	56	45	8	3	19	1	91	6	0	.298
2015	Scranton/W-B	0-0	0.00	2	0	0	0	0	0	3.0	2	0	0	0	0	0	0	3	0	0	.182
	Trenton	0-0	5.40	3	0	0	0	0	0	6.2	7	4	4	0	0	2	0	7	0	1	.259
	Tampa	3-1	1.35	30	0	0	17	0	5	53.1	32	11	8	2	2	7	0	54	2	1	.172
2016	Scranton/W-B	5-1	1.40	25	0	0	7	0	2	45.0	28	7	7	4	1	10	1	53	4	1	.178
	Trenton	2-1	1.09	17	0	0	10	0	2	33.0	20	6	4	1	0	7	0	53	1	0	.171
2017	New York (AL)	0-1	4.87	16	0	0	7	0	0	20.1	21	12	11	3	0	5	1	22	1	1	.263
	Scranton/W-B	4-2	2.08	28	0	0	14	0	5	43.1	28	12	10	4	1	11	0	69	5	0	.179
2018	New York (AL)	0-0	4.50	4	0	0	2	0	1	10.0	10	5	5	2	0	3	0	10	0	0	.278
	ST. LOUIS	0-0	0.00	2	0	0	2	0	0	1.1	1	0	0	0	0	0	0	2	0	0	.200
	Scranton/W-B	2-1	3.90	17	0	0	7	0	2	27.2	24	13	12	1	1	7	2	41	1	0	.231
	Memphis	0-0	0.54	13	0	0	5	0	1	16.2	7	1	1	0	0	3	0	16	1	0	.130
2019	ST. LOUIS	3-2	2.31	66	0	0	10	0	1	74.0	44	19	19	9	3	16	2	93	3	1	.170
	Memphis	0-0	0.00	1	0	0	1	0	0	1.0	0	0	0	0	0	0	0	1	0	0	.000
2020	ST. LOUIS	2-2	3.60	16	0	0	7	0	4	15.0	9	6	6	1	0	4	0	21	1	0	.170
2021	ST. LOUIS	6-5	3.02	73	0	0	20	0	14	80.1	51	28	27	6	6	20	2	95	4	0	.183
2022	ST. LOUIS	3-6	3.05	57	0	0	30	0	14	59.0	42	23	20	6	0	18	1	73	2	1	.197
	MINOR TOTALS	23-20	2.78	193	26	0	67	0	18	410.2	347	149	127	30	15	82	4	453	23	5	.227
	MAJOR TOTALS	14-16	3.05	234	0	0	78	0	34	260.0	178	93	88	27	9	66	6	316	11	3	.193

*Led League

+ Tied for League Lead

Note: Major League Uniform Numbers Worn: 30 (2017), 50 (2017), 61 (2018), 65 (2018-present).

WILD CARD RECORD

Year	Team	W-L	ERA	G	GS	CG	GF	SHO	SV	IP	H	R	ER	HR	HBP	BB	IBB	SO	WP	BK	BA
2020	STL at SD	1-0	9.00	2	0	0	0	0	0	2.0	3	2	2	2	0	1	0	3	0	0	.333
2021	STL at LAD	0-0	0.00	1	0	0	0	0	0	1.0	1	0	0	0	0	0	0	2	0	0	.250
2022	STL vs. PHI	0-0	0.00	2	0	0	0	0	0	2.1	0	0	0	0	0	1	0	1	0	0	.000
	W.C. TOTALS	1-0	3.38	5	0	0	0	0	0	5.1	4	2	2	2	0	2	0	6	0	0	.200

DIVISION SERIES RECORD

Year Team	W-L	ERA	G	GS	CG	GF	SHO	SV	IP	H	R	ER	HR	HBP	BB	IBB	SO	WP	BK	BA
2019 STL vs. ATL	0-0	0.00	3	0	0	0	0	0	2.0	1	0	0	0	0	2	0	3	0	0	.143

LEAGUE CHAMPIONSHIP SERIES RECORD

Year Team	W-L	ERA	G	GS	CG	GF	SHO	SV	IP	H	R	ER	HR	HBP	BB	IBB	SO	WP	BK	BA
2019 STL vs. WSH	0-0	3.86	2	0	0	0	0	0	2.1	2	1	1	0	0	1	0	3	0	0	.222

WORLD BASEBALL CLASSIC RECORD

Year Team	W-L	ERA	G	GS	CG	GF	SHO	SV	IP	H	R	ER	HR	HBP	BB	IBB	SO	WP	BK	BA
2017 Mexico	0-0	4.50	1	0	0	0	0	0	2.0	4	1	1	1	0	0	0	1	0	0	.375

REGULAR SEASON FIELDING RECORD

Position	PCT	G	PO	A	E	TC	DP
Pitcher	.938	234	10	20	2	32	1

REGULAR SEASON BATTING RECORD

Year Team	AVG	G	AB	R	H	2B	3B	HR	RBI	SH	SF	HBP	BB	IBB	SO	SB	CS	GDP	SLG	OBP	E
MAJOR TOTALS	.000	177	3	0	0	0	0	0	0	0	0	0	0	0	1	0	0	0	.000	.000	2

CAREER TRANSACTIONS

- Signed by the New York Yankees as a non-drafted free agent, January 6, 2011.
- Acquired by the St. Louis Cardinals along with LHP Chasen Shreve from the New York Yankees in exchange for 1B Luke Voit and International Cap Space, July 28, 2018.
- On St. Louis injured list, July 18 - 27, 2020.
- On St. Louis injured list (strained right groin), September 11-20, 2020.

2022 SEASON HIGHS

- Most IP:** 2.0, twice. Last: 6/21 at Milwaukee
- Most Strikeouts:** 5, twice. Last: 6/4 at Chicago Cubs [2]
- Most Walks:** 3, twice. Last: 10/3 at Pittsburgh
- Most Runs Allowed:** 4, 4/25 vs. New York Mets
- Most ER Allowed:** 4, 4/25 vs. New York Mets
- Most Hits Allowed:** 4, 4/25 vs. New York Mets
- Most HRs Allowed:** 1, 6x. Last: 9/7 vs. Washington
- Longest Winning Streak:** 2 games, 6/4-13
- Longest Losing Streak:** 3 games, 7/9-8/13
- Longest Scoreless Streak:** 8.2 IP, 8/16-9/6

CAREER HIGHS

- Most IP:** 3.0, three times. Last: 7/9/18 [2] at Baltimore
- Most Strikeouts:** 6, 6/27/18 at Philadelphia
- Most Walks:** 3, 3x. Last: 10/3/22 at Pittsburgh
- Most Runs Allowed:** 4, twice. Last: 4/25/22 vs. New York Mets
- Most ER Allowed:** 4, twice. Last: 4/25/22 vs. New York Mets
- Most Hits Allowed:** 5, 5/17/17 at Kansas City
- Most HRs Allowed:** 1, 27x. Last: 9/7/22 vs. Washington
- Longest Scoreless Streak:** 18.1 IP, 7/5-8/18/19



CAREER NOTES

- Was acquired by St. Louis at the 2018 MLB trade deadline and has made 91.5% (214-of-234) of his career appearances with the franchise.
- Is the all-time Major League leader in appearances in the Wild Card Game/Series with five.
- Leads the Cardinals with 10 postseason pitching appearances since 2019 (1-0, 2.79 ERA, 9.2 Ip, 12 K).
- Was the winning pitcher in the Cardinals most recent playoff win, Game 1 of the 2020 Wild Card Series at San Diego.
- Owns three of the Top-12 single-season marks for WHIP by a Cardinals relief pitcher (0.81 in 2019; 0.87 in 2020; 0.88 in 2021).
- Since his acquisition in 2018, leads all Cardinals pitchers in ERA (2.82), opponent BA (.182), strikeouts/9 IP (11.13), WHIP (0.89), hits/9 IP (5.76) and baserunners/9 IP (8.39).
- Ranks 5th among MLB pitchers in opponent BA (.191) since his debut in 2017 (*min. 200 IP*).
- Since being acquired by the Cardinals, has the 4th-lowest WHIP in Major League Baseball (0.89) trailing Justin Verlander (0.84), Jacob deGrom (0.84) and Liam Hendricks (0.88).
- Struck out 163 batters in his first 137 outings with St. Louis, the 5th-highest total by a Cardinals reliever in his first 137 games with the franchise, trailing Trevor Rosenthal (190), John Brebbia (172), Tyler Lyons (170) and Al Hrabosky (168).
- Pitched for the Cardinals in their Mexico Series in 2019 vs. Cincinnati (4/14) at Estadio de Béisbol Monterrey in his home country. Surrendered a homer to Yasiel Puig and then struck out Eugenio Suárez for his lone two batters faced.
- Limited opponents to 7.66 BR/9 IP, leading all 2019 National League relief pitchers and the 5th-lowest total in Cardinals history.
- Ran off a career-high 18.1 scoreless IP streak (7/5-8/18/19) in 2019, 3rd-longest by an NL relief pitcher (Jarlin García 20.0 IP & Richard Rodríguez 19.1) that season.
- Has been a part of two Triple-A Championship teams with Memphis (2018) and Scranton Wilkes-Barre (2016).
- Sent the Memphis Redbirds to the 2018 Pacific Coast League Championship on a two-strike walk-off single in the 10th inning vs. Oklahoma City (9/9) in only his second career professional plate appearance.
- Made one relief appearance for Team Mexico in the 2017 World Baseball Classic pitching 2.0 IP against Puerto Rico (3/11). Allowed one run on four hits including a solo home run to Francisco Lindor.
- Started 26 of his first 57 professional games, including leading the South Atlantic League in starts in 2014 with Charleston (SC), but has made every appearance in relief since 2015.

AWARDS & HONORS

Triple-A Nationals Championship

2018: Memphis (AAA)

2016: Scranton Wilkes-Barre (AAA)

Pacific Coast League Championship

2018: Memphis (AAA)

International League Championship

2016: Scranton Wilkes-Barre (AAA)

CAREER MILESTONES

Major League Debut

May 12, 2017 vs. Houston

First Major League Win

April 11, 2019 vs. Los Angeles Dodgers

First Major League Save

July 9, 2018 at Baltimore (Game 2)

First Major League Strikeout

May 14, 2017 vs. Houston (Game 2)
(2nd inning, Brian McCann, swinging)

LOWEST SINGLE-SEASON WHIP BY A CARDINALS RELIEF PITCHER

Rank		WHIP	IP	Year
1.	Ryan Helsley	0.74	64.2	2022
2.	Pat Neshek	0.79	67.1	2014
3.	Harry Brecheen	0.80	49.0	1943
	Dick Hughes	0.80	45.0	1968
5.	Giovanny Gallegos	0.81	74.0	2019
6.	Kiko Calero	0.82	45.1	2004
6.	Ricky Horton	0.84	41.2	1986
8.	Mike Timlin	0.85	56.2	2002
9.	Lindy McDaniel	0.86	104.1	1960
10.	Giovanny Gallegos	0.87	*15.0	2020

CARDINALS SINGLE-SEASON MULTIPLE K'S IN A RELIEF APPEARANCE

Rank		YEAR	APP	2+K G's	PCT
1.	Trevor Rosenthal	2013	74	36	48.6%
2.	SeungHwan Oh	2016	62	35	56.5%
3.	Mark Littell	1978	72	32	44.4%
4.	Rich Croushore	1999	59	28	47.5%
	Giovanny Gallegos	2019	66	28	42.4%
	John Brebbia	2019	66	28	42.4%
	Jason Motte	2012	67	28	41.8%
8.	Ryan Helsley	2022	54	27	50.0%
	Diego Segui	1973	65	27	41.5%
	Giovanny Gallegos	2021	73	27	37.0%
	Todd Worrell	1987	75	27	36.0%

* Qualified during 60-game regular season

2022

- Led the Cardinals with 57 appearances, and has led the team in appearances each of the last two seasons.
- Signed two-year deal (2023-24) with club option for 2025 season on October 3rd.
- Had the 12th-lowest OPS (.444) among MLB relievers post All-Star Break (min. 20 IP).
- Held right-handed batters to .175 BA (21-120, 5 XBH).
- Tied his career high with 14 saves; 2nd on the club behind Ryan Helsley (19).
- Struck out a season-high 5 twice: 5/20 at PIT & 6/4-2 at CHI.
- Four of six home runs allowed were to left-handed batters.
- Tied his single-game high allowing four runs vs. NYM (4/25).
- Pitched on consecutive days a team-leading 11 times.
- Finished the season allowing just two hits over his last eight appearances (7.2 IP).
- Was tied for the MLB lead in blown saves on July 13 with six, but did not blow another save opportunity over his final 24 appearances going 4-for-4 in saves with seven Holds, second on the Cardinals to only Jordan Hicks eight.
- Ranks 4th in MLB in inherited runner score percentage since 2019 stranding 81% (88 IR/17 S).

2022 POSTSEASON: Appeared in both games of the Wild Card Series vs. Philadelphia and did not allow a run over 2.1 innings pitched with one walk and a strikeout.

BACKGROUND/PERSONAL

- Originally signed as a non-drafted free agent by the New York Yankees, January 6, 2011.
- Resides in Ciudad Obregón, Sonora, Mexico.

**ALL-TIME MAJOR LEAGUE LEADERS
 WILD CARD SERIES APPEARANCES**

Rank	App	Team(s)	WC
1. Giovanny Gallegos	5	STL	2020-22
2. Jake Diekman	4	OAK	2019-20
Yimi Garcia	4	MIA/TOR	2020-22
Liam Hendriks	4	OAK	2018-20
Pierce Johnson	4	SD	2020-22
Trevor May	4	MIN-NYM	2020-22
Mark Melancon	4	PIT-ATL	2014-20
Emilio Pagan	4	SD	2019-20
Drew Pomeranz	4	MIL-SD	2019-20

**CARDINALS POSTSEASON PITCHING
 APPEARANCE LEADERS SINCE 2019**

Rank	App	IP	Postseasons
1. Giovanny Gallegos	10	9.2	2019-22
2. Ryan Helsley	8	8.0	2019-22
3. Andrew Miller	7	5.2	2019-20
4. Tyler Webb	6	4.0	2019-20
5. John Brebbia	5	3.0	2019
Adam Wainwright	5	25.1	2019-21
7. Génesis Cabrera	4	2.2	2019-20
Jack Flaherty	4	23.0	2019-20
Carlos Martínez	4	3.2	2019
Miles Mikolas	4	16.1	2019-22



Reliever Giovanny Gallegos celebrates with catcher Andrew Knizner after recording his first save of the season in a 6-5 win over the Kansas City Royals at Busch Stadium, April 12, 2022.



PAUL

GOLDSCHMIDT 46

HT: 6-3 WT: 225 B/T: R/R BIRTH DATE: 9/10/1987 ML SERVICE: 11.059

FULL NAME: Paul Edward Goldschmidt

BORN: Wilmington, Delaware

OPENING DAY AGE: 35 (Turns 36 on September 10)

BECAME A CARDINAL: Acquired from the Arizona Diamondbacks in exchange for C Carson Kelly, RHP Luke Weaver, INF Andy Young, and 2019 Cardinals Compensation Round B selection, Dec. 5, 2018

CONTRACT STATUS: Signed through 2024

MLB DEBUT: August 1, 2011 vs. San Francisco

FIRST BASEMAN **COMPLETE RECORD**

Year	Team	AVG	G	AB	R	H	2B	3B	HR	RBI	SH	SF	HBP	BB	IBB	SO	SB	CS	GDP	SLG	OBP	E
2009	Missoula	.334	74	287	51	96	27	3	18	62	0	5	3	36	0	74	4	3	6	.638	.408	4
2010	Visalia	.314	138	525	102	165	42	3	35	108	0	9	8	57	0	161	5	1	9	.606	.384	13
2011	Mobile	.306	103	366	84	112	21	3	30	94	0	4	5	82	12	92	9	3	5	.626	.435	4
	Arizona	.250	48	156	28	39	9	1	8	26	0	1	0	20	0	53	4	0	4	.474	.333	0
2012	Arizona	.286	145	514	82	147	43	1	20	82	0	*9	4	60	4	130	18	3	9	.490	.359	7
2013	Arizona	.302	160	602	103	182	36	3	*36	*125	0	5	3	99	*19	145	15	7	25	*.551	.401	5
2014	Arizona	.300	109	406	75	122	39	1	19	69	0	3	2	64	10	110	9	3	10	.542	.396	7
2015	Arizona	.321	159	567	103	182	38	2	33	110	0	7	2	118	^29	151	21	5	16	.570	.435	5
2016	Arizona	.297	158	579	106	172	33	3	24	95	0	8	7	*110	15	150	32	5	14	.489	.411	4
2017	Arizona	.297	155	558	117	166	34	3	36	120	0	4	8	94	15	147	18	5	14	.563	.404	4
2018	Arizona	.290	158	593	95	172	35	5	33	83	0	0	6	90	11	173	7	4	7	.533	.389	6
2019	ST. LOUIS	.260	161	597	97	155	25	1	34	97	0	3	2	78	2	166	3	1	11	.476	.346	5
2020	ST. LOUIS	.304	58	191	31	58	13	0	6	21	0	1	1	37	0	43	1	0	4	.466	.417	1
2021	ST. LOUIS	.294	158	603	102	177	36	2	31	99	0	5	4	67	2	136	12	0	13	.514	.365	2
2022	ST. LOUIS	.317	151	561	106	178	41	0	35	115	0	4	5	79	1	141	7	0	7	*.578	.404	1
MINOR TOTALS		.317	315	1178	237	373	90	9	83	264	0	18	16	175	12	327	18	7	20	.620	.407	38
ST. LOUIS TOTALS		.291	528	1952	336	568	115	3	106	332	0	13	12	261	5	486	23	1	35	.516	.376	9
MAJOR TOTALS		.295	1620	5927	1045	1750	382	22	315	1042	0	50	44	916	108	1545	147	33	134	.527	.391	47

^ Led Majors *Led League

Note: Major League Uniform Numbers Worn: 44 (2011-18), 46 (2019-present)

WILD CARD SERIES RECORD

Year	Team	AVG	G	AB	R	H	2B	3B	HR	RBI	SH	SF	HBP	BB	IBB	SO	SB	CS	GDP	SLG	OBP	E
2017	ARI vs. COL	.400	1	5	1	2	0	0	1	3	0	0	0	0	0	1	0	0	0	1.000	.400	0
2020	STL at SD	.231	3	13	2	3	1	0	2	3	0	0	0	1	0	2	0	0	0	.769	.286	0
2021	STL at LAD	.333	1	3	0	1	0	0	0	0	0	0	0	2	0	1	0	0	0	.333	.600	0
2022	STL vs. PHI	.000	2	7	0	0	0	0	0	0	0	0	1	0	0	4	0	0	0	.000	.125	0
W.C. TOTALS		.214	7	28	3	6	1	0	3	6	0	0	1	3	0	8	0	0	0	.571	.313	0

DIVISION SERIES RECORD

Year Team	AVG	G	AB	R	H	2B	3B	HR	RBI	SH	SF	HBP	BB	IBB	SO	SB	CS	GDP	SLG	OBP	E
2011 ARI vs. MIL	.438	4	16	4	7	0	0	2	6	0	0	1	2	0	5	1	0	0	.813	.526	0
2017 ARI vs. LAD	.091	3	11	1	1	0	0	1	2	0	0	0	1	0	3	0	0	1	.364	.167	0
2019 STL vs. ATL	.429	5	21	5	9	4	0	2	2	0	0	0	2	1	2	0	0	0	.905	.478	0
D.S. TOTALS	.354	12	48	10	17	4	0	5	10	0	0	1	5	1	10	1	0	1	.750	.426	0

LEAGUE CHAMPIONSHIP SERIES RECORD

Year Team	AVG	G	AB	R	H	2B	3B	HR	RBI	SH	SF	HBP	BB	IBB	SO	SB	CS	GDP	SLG	OBP	E
2019 STL vs. WSH	.063	4	16	0	1	0	0	0	0	0	0	0	0	0	9	0	0	0	.063	.063	0

WORLD BASEBALL CLASSIC RECORD

Year Team	AVG	G	AB	R	H	2B	3B	HR	RBI	SH	SF	HBP	BB	IBB	SO	SB	CS	GDP	SLG	OBP	E
2017 United States	.077	5	13	2	1	0	0	0	0	0	0	0	3	0	3	0	0	0	.077	.327	0

ALL-STAR RECORD

Year Team	AVG	G	AB	R	H	2B	3B	HR	RBI	SH	SF	HBP	BB	IBB	SO	SB	CS	GDP	SLG	OBP	E
2013 National	.500	1	2	0	1	1	0	0	0	0	0	0	0	0	0	0	0	0	1.000	.500	0
2014 National	.000	1	3	0	0	0	0	0	0	0	0	0	0	0	1	0	0	0	.000	.000	0
2015 National	.333	1	3	1	1	0	0	0	0	0	0	0	0	0	1	0	0	0	.333	.333	0
2016 National	.000	1	3	0	0	0	0	0	0	0	0	0	0	0	0	0	0	0	.000	.000	0
2017 National	.000	1	2	0	0	0	0	0	0	0	0	0	0	0	0	0	0	0	.000	.000	0
2018 National	.000	1	1	0	0	0	0	0	0	0	0	0	1	0	1	0	0	0	.000	.500	0
2022 National	1.000	1	1	1	1	0	0	1	1	0	0	0	0	0	0	0	0	0	4.000	1.000	0
ALL-STAR TOTALS	.200	7	15	2	3	1	0	1	1	0	0	0	1	0	3	0	0	0	.467	.250	0

REGULAR SEASON FIELDING RECORD

Position	PCT	G	PO	A	E	TC	DP
First Base	*.997	1,562	13,200	1,054	47	14,301	1,247

Note: Rawlings Gold Glove (4): 2013, 2015, 2017, 2021

Wilson Defensive Player of the Year (1): 2015

Baseball America Best Defensive National League First Baseman (5): 2015, 2016, 2017, 2018, 2021

Fielding Bible Award (4): 2013, 2015, 2017, 2021

* Highest in MLB history among all players at all positions combined (minimum 10,000 career total chances).

2013: Led Major League first basemen in total zone runs (13). Led National League first basemen in total chances (1,598) and putouts (1,494).

2015: Shared Major League lead among first basemen in defensive runs saved (14).
Led National League first basemen in total chances (1,506), putouts (1,378) and double plays (129).

2016: Led National League first basemen in total chances (1,498), putouts (1,378).

2017: Led Major League first basemen in total zone runs (14).

2018: Led Major League first basemen in double plays (131) and range factor/game (9.25).
Led National League first basemen in total chances (1,439), putouts (1,323), and range factor/9 innings (9.44).

2019: Rawlings National League Gold Glove award finalist.
Led Major League first basemen in games (159), total chances (1,372), and double plays (145).
Shared National League lead among first basemen in fielding percentage (.996).

2020: Rawlings National League Gold Glove award finalist.
Shared MLB lead among first basemen in fielding percentage (.998).

2021: Led Major League first basemen in defensive runs saved (10) and ultimate zone rating (3.5).
Shared MLB lead among first basemen in fielding percentage (.998). Led National League first basemen in double plays (111) and assists (105).

2022: Rawlings National League Gold Glove award finalist.
Led qualified Major League first basemen in fielding percentage (.999), fewest errors (1), and assists/9 (0.75).
Led National League first basemen in double plays (118).



2022 SEASON HIGHS

Most Hits: 4, 3x. Last: 6/27 vs. Miami
Most Runs: 3, 3x. Last: 8/25 at Chicago Cubs
Most 2Bs: 2, seven times. Last: 9/16 vs. Cincinnati
Most HRs: 2, three times. Last: 8/25 at Chicago Cubs
Most RBI: 5, twice. Last: 8/25 at Chicago Cubs
Most BBs: 4, 4/7 vs. Pittsburgh
Most HBP: 1, five times. Last: 9/23 at Los Angeles Dodgers
Most SBs: 1, seven times. Last: 9/27 at Milwaukee
Longest Hitting Streak: 25 games, 5/7-6/3

CAREER HIGHS

Most Hits: 4, 20 times. Last: 6/27/22 vs. Miami
Most Runs: 5, 5/17/14 vs. Los Angeles Dodgers
Most 2Bs: 3, three times. Last: 6/6/18 at San Francisco
Most 3Bs: 1, 20 times. Last: 9/4/19 vs. San Francisco
Most HRs: 3, twice. Last: 3/29/19 at Milwaukee
Most RBI: 7, 9/13/19 vs. Milwaukee
Most BBs: 4, seven times. Last: 4/7/22 vs. Pittsburgh
Most HBP: 1, 44 times. Last: 9/23/22 at Los Angeles Dodgers
Most SBs: 3, 10/1/16 vs. San Diego
Longest Hitting Streak: 26 games, 9/10/13-4/4/14
Multi HR Games: 23. Last: 8/25/22 at Chicago Cubs (2)
Pinch HR: 1, 8/11/11 vs. Houston (Mark Melancon)
Grand Slams: 7. Last: 5/23/22 vs. Toronto (Ryan Borucki)
Game Ending HR: 7. Last: 5/23/22 vs. Toronto (Ryan Borucki)
Extra Inning HR: 7. Last: 5/23/22 vs. Toronto (Ryan Borucki)

CAREER TRANSACTIONS

- Selected by Los Angeles Dodgers in the 49th round (1,453th overall) of the June, 2006 First-Year Player Draft, but did not sign.
- Selected by Arizona Diamondbacks in the 8th round (246th overall) of the June, 2009 First-Year Player Draft.
- On Arizona injured list (left hand fracture), August 2 - September 28, 2014.
- Acquired by the St. Louis Cardinals from the Arizona Diamondbacks in exchange for C Carson Kelly, RHP Luke Weaver, INF Andy Young, and 2019 Cardinals Compensation Round B selection (OF Dominic Fletcher), December 5, 2018.
- Signed five-year (2020-24) contract extension, March 23, 2019.
- On St. Louis restricted list, July 25-26, 2022.

CAREER NOTES

- The 2023 season marks Goldschmidt's 5th in the Cardinals organization. He spent his first 10 professional seasons with the Arizona Diamondbacks (2009-18).
- Signed a five-year contract extension through the 2024 season on March 23, 2019.
- Member of the 2017 Team USA World Baseball Classic Gold Medal winning team with Nolan Arenado. The duo will play for Team USA again in 2023 with Adam Wainwright and Miles Mikolas.
- Among players in Major League history with at least 750 career plate appearances against left-handed pitching, Goldy's career 1.047 OPS ranks 3rd all-time behind Frank Thomas (1.083) and Manny Ramirez (1.060).
- Since Goldschmidt's first full season in 2012, the top four leaders in Baseball Reference's WAR among position players include Mike Trout (81.9), Paul Goldschmidt (58.1), Mookie Betts (56.4), and Nolan Arenado (52.2). Since 2020, the top two leaders among position players include Aaron Judge (17.8) and Paul Goldschmidt (16.0).
- Since 2012, has scored 75+ runs in 10 seasons (2012-19, 2021-22), most by any Major Leaguer. Mike Trout, Freddie Freeman, Jose Altuve are tied for 2nd with nine seasons.
- Since 2012, has nine seasons of 90+ RBI (2012-13, 15-19, 2021-22), most by any Major Leaguer. Nelson Cruz and Edwin Encarnacion are tied for 2nd with eight seasons.
- Gifted his 2015 Louisville Slugger Silver Slugger award to Turner Ward, who is credited as a major career influencer for Goldschmidt. Ward served as a Diamondbacks hitting coach from 2013-15 and Mobile (AA) manager in 2011 when Goldschmidt earned Southern League MVP honors.

AWARDS & HONORS

World Baseball Classic Championship
2017: United States of America

National League Most Valuable Player
2022: St. Louis

All-MLB Team - First Base
2022: St. Louis

MLBPA Players Choice
National League Outstanding Player
2022: St. Louis

National League All-Star
2022: St. Louis (starter at 1B)
2018: Arizona (starter at DH)
2017: Arizona
2016: Arizona
2015: Arizona (starter at 1B)
2014: Arizona (starter at 1B)
2013: Arizona

Louisville Silver Slugger Award - First Base
2022: St. Louis
2018: Arizona
2017: Arizona
2015: Arizona
2013: Arizona

AWARDS & HONORS (continued)

Wilson Defensive Player of the Year - First Base

2015: Arizona

Rawlings National League Gold Glove Award - First Base

2021: St. Louis

2017: Arizona

2015: Arizona

2013: Arizona

Fielding Bible Award - First Base

2021: St. Louis

2017: Arizona

2015: Arizona

2013: Arizona

Sporting News All-Star Team - NL First Base

2022: St. Louis

Baseball America All-Star First Team - 1B

2022: First Base

Hank Aaron Award

2022: St. Louis

2013: Arizona

Darryl Kile Award

2019: St. Louis

National League Player of the Month

2022: St. Louis - May

2019: St. Louis - July

2018: Arizona - June

MLBPAA Heart and Hustle Award

2022: St. Louis

National League Player of the Week

2022: St. Louis - Aug. 14-20 (w/ *Albert Pujols*)

2022: St. Louis - July 18-24

2022: St. Louis - June 13-19

2019: St. Louis - July 22-28

2018: Arizona - June 4-10

2015: Arizona - April 27-May 3

Roberto Clemente Award Nominee

2022: St. Louis

2021: St. Louis

2018: Arizona

2017: Arizona

2016: Arizona

2015: Arizona

2014: Arizona

MLB All-Star Futures Game Selection

2011: United States

- Since his MLB debut on Aug. 1, 2011, leads MLB in RBI (1,042), total bases (3,121), times on base (2,710), extra-base hits (719), and go-ahead RBI (267), while ranking 2nd in games played (1,620), plate appearances (6,951), runs scored (1,045), doubles (382), and secondary bases (2,401); 3rd in hits (1,750), walks (916), and game-winning RBI (129); 4th in home runs (315); 5th in intentional walks (108) and OBP (.391); 7th in OPS (.917); 8th in BABIP (.349); and 10th in slugging (.527)
- Born in Wilmington, Del., Goldy holds most all-time offensive records for players native of the state of Delaware. Surpassed Delino DeShields in games in 2022 and hits in 2021.
- In 2013, became the third NL player to boast a .300+ average, 35+ home runs, 100+ RBI, 100+ runs scored and 99+ walks during their 25-year-old season or younger, joining Hall of Famers Mel Ott (1929 and 1932) and Eddie Mathews (1953).

2022 National League Most Valuable Player Award

- Received 22 of 30 first place votes and appeared first or second on all 30 ballots for 380 total points, ahead of Manny Machado (291) and Nolan Arenado (232).
- Has finished among National League MVP voting leaders in nine of his 12 Major League seasons: 2013 (2nd), 2015 (2nd), 2016 (11th), 2017 (3rd), 2018 (6th), 2021 (6th), and 2022 (1st).
- Became the 8th MVP in MLB history to have finished runner-up twice before winning for the first time, joining Mike Trout (2014 Angels), Albert Pujols (2005 Cardinals), Alex Rodriguez (2003 Rangers), Andre Dawson (1987 Cubs), Willie Stargell (1979 Pirates), Ted Williams (1946 Red Sox), and Lou Gehrig (1936 Yankees).
- Since 2013, Goldy (4: 2013, 2015, 2017, 2022) and Mike Trout (7: 2012, 2013, 2014, 2015, 2016, 2018, 2019) are the only two MLB players to have finished among the top three of their league MVP voting four or more times.
- Was the 17th MVP award for an NL first baseman and 7th by a Cardinal with Albert Pujols (2005, 2008, 2009), Keith Hernandez (1979 co-MVP), Orlando Cepeda (1967) & Stan Musial (1946).
- At age 35.025 at season's end, became the 9th-oldest MVP in the Divisional Era and oldest since Barry Bonds (40.071 in 2004).
- Also became the 4th-oldest first-time MVP winner in the Divisional Era and 6th-oldest first-time winner in the history of the award: Dennis Eckersley (38.001 - 1992 Athletics), Rollie Fingers (35.041 - 1981 Brewers), Willie Stargell (39.208 - 1979 Pirates), Spud Chandler (36.021 - 1943 Yankees), and Hank Sauer (35.195 - 1952 Cubs).
- Goldy was the 18th Cardinal to be honored as MVP, 2nd-most in MLB to the Yankees (21).
- Former Cardinals MVPs include Frankie Frisch (1931), Dizzy Dean (1934), Joe Medwick (1937), Mort Cooper (1942), Stan Musial (1943, 1946, 1948), Marty Marion (1944), Ken Boyer (1964), Orlando Cepeda (1967), Bob Gibson (1968), Joe Torre (1971), Keith Hernandez (1979 co-winner with Willie Stargell), Willie McGee (1985), and Albert Pujols (2005, 2008, 2009).



Awards

- Winner of five Silver Slugger Awards at first base (2013, 2015, 2017, 2018, 2022), most by a first baseman since the award's inception in 1980.
- Winner of the Silver Slugger and Gold Glove award combo during the same season on three occasions (2013, 2015, 2017). Since 1980, ties Don Mattingly (1984, 1985, 1987) for most among first basemen.
- Seven-time National League All-Star (2013, 2014, 2015, 2016, 2017, 2018, 2022), including a starter four times.
- Is one of eight first basemen to earn both All-Star and Gold Glove honors in the same season 3+ times, joining Steve Garvey, Todd Helton, Keith Hernandez, Don Mattingly, Eddie Murray, Bill White and Adrián González.
- 2022 recipient of the MLBPA Players Choice National League Outstanding Player Award.
- Two-time National League Hank Aaron Award winner (2013 & 2022). One of 13 MLB players with multiple awards since the award's inception in 1999. Also nominated in four other seasons (2014, 2015, 2017, 2018).
- 2022 MLBPA Heart and Hustle award recipient. Also nominated in five other seasons (2014-18). Joins David Eckstein (2005) and Albert Pujols as former Cardinals winners.
- 2019 Darryl Kile Award recipient, voted on by teammates.
- Seven-time nominee for MLB's Roberto Clemente Humanitarian award (2014, 2015, 2016, 2017, 2018, 2021, 2022).
- In 2015, joined Eddie Murray as the only two first basemen in Major League history with two Gold Gloves and a home run title through his age-27 season.

Defensive Accolades

- Four-time Rawlings National League Gold Glove Award winner at first base (2013, 2015, 2017, 2021). Also finished as a finalist in 2016, 2019, 2020, and 2022.
- Sports the highest fielding percentage (.997) in MLB history among all players at all positions combined with at least 10,000 career total chances.
- Tied with Mark Teixeira (.997) for highest all-time fielding percentage exclusively at first base in MLB history (*min. 10,000 total chances*).
- Holds the Cardinals top two single-season fielding percentage records for first basemen (.998 in 2021 and .999 in 2022).
- Is one of 13 players in MLB history with four or more Gold Glove Awards at first base. Active players include Anthony Rizzo (4) and Eric Hosmer (4).
- Joins Albert Pujols (2006, 2010), Keith Hernandez (1978-83) and Bill White (1960-65) as the only four Gold Glove-winning first basemen in franchise history.
- Four-time Fielding Bible Award winner (2013, 2015, 2017, 2021), honoring the top fielder in the Major Leagues at each position as voted on by a panel of 12 experts from Baseball Info Solutions. Only Albert Pujols (5) has won more by a first baseman since the award's inception in 2006.
- Member of the Fielding Bible All-Decade Team (2010-19) with Yadier Molina and Nolan Arenado.
- Recognized by *Baseball America* as the NL's Best Defensive First Baseman for five seasons (2015-18, '21).
- 2015 *Wilson* Defensive Player of the Year recipient at First Base, awarded annually to the best defensive player at each fielding position in Major League Baseball.

AWARDS & HONORS *(continued)*

Baseball America Best Defensive First Baseman - National League

2021: St. Louis
2018: Arizona
2017: Arizona
2016: Arizona
2015: Arizona

Baseball America Minor League All-Star

2011: Mobile (AA)

USA Today Minor League Player of the Year

2011: Mobile (AA)

Topps/Minor League Baseball Double-A All-Star

2011: Mobile (AA) - 1B

Minor League Baseball Double-A Best Hitter of the Year

2011: Mobile (AA)

Baseball America Double-A All-Star

2011: Mobile (AA)

Southern League Mid-Season All-Star

2011: Mobile (AA)

Southern League Post-Season All-Star

2011: Mobile (AA) - 1B

Southern League Most Valuable Player

2011: Mobile (AA)

Southern League Player of the Week

2011: Mobile (AA) - April 11-17

Topps Class A All-Star

2010: Visalia (High-A)

California League Most Valuable Player

2010: Visalia (High-A)

California League Rookie of the Year

2010: Visalia (High-A)

California League Post-Season All-Star

2010: Visalia (High-A) - 1B

Minor League Baseball Round Tripper Award, Class A

2010: Visalia (High-A)

Diamondbacks Player of the Month

2010: Visalia (High-A) - May

California League Player of the Week

2010: Visalia (High-A) - May 10-16
2010: Visalia (High-A) - July 5-11

AWARDS & HONORS (continued)

**Diamondbacks Minor League
Player of the Year**
2010: Visalia (High-A)

Pioneer League Player of the Week
2009: Missoula (AA) - August 3-9

**National High School
Baseball Championship**
2006: The Woodlands (Tex.) High School

**Texas High School
Baseball Championship**
2006: The Woodlands (Tex.) High School

CAREER MILESTONES

Major League Debut
August 1, 2011 at San Francisco

First Major League Hit
August 1, 2011 at San Francisco
(2nd inning, single, off Matt Cain)

First Major League Home Run
August 1, 2011 at San Francisco
(5th inning, 2-run, off Tim Lincecum)

First Major League Stolen Base
August 3, 2011 at San Francisco

100th Major League Home Run
June 10, 2015 at Los Angeles (NL)
(5th inning, 2-run, off Brett Anderson)

100th Major League Stolen Base
April 5, 2017 vs. San Francisco

200th Major League Home Run
August 3, 2018 vs. San Francisco
(1st inning, solo, off Chris Stratton)

1,000th Major League Game
June 13, 2018 vs. Pittsburgh

1,000th Major League Hit
September 13, 2018 vs. Colorado
(3rd inning, double, off German Marquez)

250th Major League Home Run
April 13, 2021 vs. Washington
(1st inning, solo, off Stephen Strasburg)

1,500th Major League Hit
July 30, 2021 vs. Minnesota
(6th inning, single, off Tyler Duffey)

300th Major League Home Run
July 16, 2022 vs. Cincinnati
(2nd inning, 2-run, off Nick Lodolo)

Stolen Bases

- Goldschmidt (315 HR, 147 SB) and Jeff Bagwell (449 HR, 202 SB) are the only two primary first basemen in MLB history with 300+ home runs and 145+ stolen bases in their careers.
- His 81.7% stolen base pct. (147-for-180) is the highest mark all-time among primary first basemen in MLB history.
- His 147 career stolen bases rank 3rd all-time among primary first basemen behind Jeff Bagwell (201) and Dan Driessen (154).
- Is one of 38 players all-time in MLB history with 315+ home runs and 145+ stolen bases. Joins Mike Trout (350 HR, 204 SB) and Justin Upton (325 HR, 151 SB) as the only active.
- Stole career high 32 bags in 2016, 4th-most by a first baseman (since 1976), and most since Gregg Jefferies stole 46 for St. Louis in 1993.
- Has homered and stolen a base while playing first base 24 times in his career, tied with Lou Gehrig for 2nd all-time in MLB history among first basemen. Jeff Bagwell (42) holds the record among first basemen.
- Since 2019, has stolen 23 consecutive bases without being caught, the longest active streak in MLB.

Home Runs

- His 315 career home runs ranks 8th among active Major Leaguers and 3rd among primary first basemen.
- Is one of 10 active Major Leaguers and two Cardinals (Nolan Arenado) with 299 or more career home runs.
- Joined Stan Musial, Albert Pujols, and Jim Edmonds to hit both their career home run No. 250 and No. 300 in a Cardinals uniform, Nolan Arenado (299) is one home run away from also joining the group.
- Since 2013, is one of four Major Leaguers to log seven seasons of 30+ homers, joining Edwin Encarnacion, Nelson Cruz, and Nolan Arenado.
- Has hit 78 of 315 career home runs (24.8%) in the first inning of games, his most of any inning. Since his MLB debut in 2011, only Mike Trout (90) has more.
- Has hit 47 career home runs on the first pitch of his at-bats, his most of any count.
- Hit career high-tying three home runs at Milwaukee in the second game of the regular season (March 29, 2019). Marked the 21st three-homer game by a Cardinal (12th player), and only the 2nd time a Cardinals 2nd place hitter enjoyed a three-homer game (also Bill White on 7/5/61 at Dodgers in the Los Angeles Coliseum).
- Goldy's three-homer effort is the only game by a Cardinal in the month of March and only the 6th in MLB history to occur through the first two games of any season (*since 1920*).
- Homered in career-high six straight games from July 22-27, 2019, tying the Cardinals record shared by Matt Carpenter & Mark McGwire.
- Is the only right-handed batter to homer into the Allegheny River at PNC Park (2001-present). His 10th-inning, go-ahead grand slam on July 22, 2019 marked the 34th different player (52nd instance) a ball reached the river.



Arizona Diamondbacks (2011-18)

- Among Arizona Diamondbacks all-time leaders, ranks 1st in walks (655), OPS (.930), on-base pct. (.398), slugging pct. (.532) and 2nd in stolen bases (124), homers (209), doubles (267), extra-base hits (495), runs (709), RBI (710), hits (1,182), batting average (.297), and games played (1,092).
- Is only Diamondbacks player in club history to hit 30 or more runs in three or more seasons (2013, '15, '17-18).
- Holds nearly every single-season offensive record by a Diamondbacks first baseman, excluding singles and triples.
- Three-time (2015, '17-18) recipient of the Luis Gonzalez Award, voted by his teammates, coaches and clubhouse staff.

2022

NL Ranks: Batting average (.317, 3rd), on-base pct. (.404, 2nd), slugging (.578, 1st), OPS (.981, 1st), home runs (35, T-5th), RBI (115, 2nd), hits (178, 3rd), runs scored (106, 3rd), doubles (41, 6th), walks (79, 7th), extra-base hits (76, 4th), total bases (324, 2nd), times on base (262, 3rd), multi-hit games (49, 7th), multi-RBI games (35, 1st), bWAR (7.8, 3rd), offensive bWAR (7.5, 1st), position player bWAR (7.8, 2nd), runs created (127, 2nd), secondary bases (232, 3rd), isolated power (.260, 3rd), BABIP (.368, 1st), adjusted OPS+ (180, 1st), AB/HR (16.0, 4th)

- Winner of his first career National League Most Valuable Player award. Received 22 of 30 first place votes and appeared first or second on every ballot.
- Named NL Outstanding Player by MLBPA Player's Choice and finished as a finalist for MLB Player of the Year.
- Recognized at First Base on the All-MLB Team.
- Earned his 2nd career NL Hank Aaron award (also 2013), becoming one of 13 MLB players with multiple awards since the award's inception in 1999.
- Recipient of the MLBPA Heart and Hustle award.
- Winner of his 5th career Silver Slugger Award at first base, most by a first baseman since the award's inception in 1980.
- Was the starting first baseman for the NL in the 2022 All-Star Game. Homered in his 1st inning at-bat.
- Was a finalist for the Rawlings Gold Glove award.
- Was the 6th NL first baseman in the live-ball to record full uninterrupted season with a 180 OPS+ or better, joining Albert Pujols (2008-09), Mark McGwire (1998), Willie McCovey (1969-70), Johnny Mize (1946), and Stan Musial (1946).
- National League Player of the Month for May (3rd career monthly award). Hit .404/.471/.817 (42-104) with 10 homers, 13 doubles, 33 RBI, 20 runs scored, 14 walks, and a league-leading 1.288 OPS in 27 games played.
- Joined Hall of Famer Stan Musial (September 1953) as the only two Cardinals in MLB history to bat .400+ with 10+ home runs in any calendar month.
- Established a new franchise record for May with 23 extra-base hits, while his 42 hits were the most by a Cardinal in May since Vince Coleman (44 in 1988).
- Three-time National League Player of the Week: June 13-19, July 18-24, and August 15-21.
- Posted his 7th season with 30 or more home runs, tied for the most since 2013 with Nolan Arenado, Nelson Cruz, and Edwin Encarnacion.

CARDINALS TO WIN MVP

Season	Cardinal	Pos.	Vote Share
1925*	Rogers Hornsby	2B	91%
1926*	Bob O'Farrell	C	99%
1928*	Jim Bottomley	1B	95%
1931	Frankie Frisch	2B	81%
1934	Dizzy Dean	RHP	98%
1937	Joe Medwick	OF	88%
1942	Mort Cooper	RHP	78%
1943	Stan Musial	OF	79%
1944	Marty Marion	SS	57%
1946	Stan Musial	1B	95%
1948	Stan Musial	OF	90%
1964	Ken Boyer	3B	87%
1967	Orlando Cepeda	1B	100%
1968	Bob Gibson	RHP	86%
1971	Joe Torre	3B	95%
1979	Keith Hernandez**	1B	64%
1985	Willie McGee	OF	83%
2005	Albert Pujols	1B	84%
2008	Albert Pujols	1B	82%
2009	Albert Pujols	1B	100%
2022	Paul Goldschmidt	1B	90%

* Prior to 1931, the League gave awards that reflect what the MVP is today

**Co-recipient with Pittsburgh's Willie Stargell

30+ HOME RUN SEASONS SINCE 2013

MLB Rank	Seasons
1. Paul Goldschmidt	7 2013, '15, '17-19, '21-22
Nolan Arenado	7 2015-19, '21-22
Edwin Encarnacion	7 2013-19
Nelson Cruz	7 2014-19, '21

75+ RUNS SCORED SEASONS SINCE 2012

MLB Rank	Seasons
1. Paul Goldschmidt	10 2012-19, '22
2. Mike Trout	9 2012-19, '22
Freddie Freeman	9 2012-14, '16-19, '21-22
Jose Altuve	9 2012, '14-19, '21-22

ALL-TIME HIGHEST CAREER OPS vs. LEFT-HANDED PITCHING

All-Time MLB Rank	OPS	Seasons
1. Frank Thomas	1.083	1990-2008
2. Manny Ramirez	1.060	1993-2011
3. Paul Goldschmidt	1.047	2011-22
4. Jeff Bagwell	1.023	1991-2005
5. Mark McGwire	1.018	1986-2001
13. Nolan Arenado	.985	2013-22

minimum 750 plate appearances (since 1974)

**GOLD GLOVE AWARDS AMONG
FIRST BASEMEN IN MLB HISTORY**

Rank	Awards	Seasons
1. Keith Hernandez	11	1978-83, '84-88
2. Don Mattingly	9	1985-89, '91-94
3. George Scott	8	1967-68, '71-76
4. Vic Power	7	1958, '59-64
Bill White	7	1960-66
5. Wes Parker	6	1967-72
J.T. Snow	6	1995-2000
7. Mark Teixeira	5	2005-06, '09-10, '12
8. Paul Goldschmidt	4	2013, '15, '17, '21
Steve Garvey	4	1974-77
Adrián González	4	2008-09, '11, '14
Mark Grace	4	1992-93, '95
Eric Hosmer	4	2013-15, '17
Anthony Rizzo	4	2016, '18-20

**SILVER SLUGGER AWARDS AMONG
FIRST BASEMEN IN MLB HISTORY**

MLB Rank	Awards	Seasons
1. Paul Goldschmidt	5	2013, '15, 17-18, '22
2. Todd Helton	4	2000-03
Albert Pujols	4	2004, '08-10

SILVER AND GOLD CLUB

Players to win both the Gold Glove and Silver Slugger Awards in the same season (since 1980)

MLB Rank	Pos	Seasons
1. Iván Rodríguez	C	7 - 1994-99, 2004
Ken Griffey Jr.	OF	7 - 1991, '93-94, '96-99
Barry Bonds	OF	7 - 1990-94, '96-97
4. Ryne Sandberg	2B	6 - 1984-85, '88-91
5. Nolan Arenado	3B	5 - 2015-18, '22
Mike Schmidt	3B	5 - 1981-84, '86
Kirby Puckett	OF	5 - 1986-89, '92
Mookie Betts	OF	5 - 2016, '18-20, '22
9. Roberto Alomar	2B	4 - 1992, '96, '99-2000
Dale Murphy	OF	4 - 1982-85
Andre Dawson	OF	4 - 1980-81, '83, '87
Dave Winfield	OF	4 - 1982-85
13. Don Mattingly	1B	3 - 1984-85, '87
Paul Goldschmidt	1B	3 - 2013, '15, '17
Craig Biggio	2B	3 - 1994-95, '97
Ichiro Suzuki	OF	3 - 2001, '07, '09
Joe Mauer	C	3 - 2008-10
Larry Walker	OF	3 - 1992, '97, '99
Lou Whitaker	2B	3 - 1983-85
Matt Williams	3B	3 - 1993-94, '97
Tony Gwynn	OF	3 - 1986-87, '89

- Reached career milestones of 300 home runs, 1,000 RBI, and & 1,000 runs scored in 2022.
- Swiped seven bags in seven attempts. Since 2019, has stolen 23 consecutive bases without being caught, the longest active streak in MLB.
- Became only the 2nd player in MLB history to log a season with a .315+ average, 35+ home runs, 40+ doubles, and 115+ RBI at age 34 or older, joining 40-year-old David Ortiz (.315, 35 HR, 48 2B, 127 RBI) in 2016.
- Led the NL in OPS (.981) for the 2nd time of his career (.952 for 2013 Dbacks), becoming only the 5th player in the last 30 seasons to lead their respective league in OPS for two different teams, joining Bryce Harper (Nationals/Phillies) Manny Ramirez (Indians/Red Sox), Barry Bonds (Pirates/Giants), and Mark McGwire (Athletics/Cardinals).
- Against left-handed pitching, led MLB in batting (.411, 46-112), OBP (.515), slugging (.813), and OPS (1.327). His slugging and OPS figures were the highest single-season marks vs. southpaws by a Cardinal since 1974. His batting average tied Albert Pujols (2008) for highest in Cards history (since 1974) and his OBP trailed 2008 Pujols (.518).
- Paced MLB with a .360 batting average (76-211) with two outs, 2nd-highest in Cardinals history behind Albert Pujols (.369 in 2008) since 1974.
- Led MLB in slugging (.435) and OPS (.785) with two strikes.
- Reached base safely in an MLB-best and career high 46 consecutive games from April 22-June 10, (T-8th Cardinals history). Also recorded a 25-game hitting streak (.424/.482/.869) from May 7-June 3, 2nd-longest in MLB (26 by Trea Turner).
- Paced MLB in home batting average (.347) on-base percentage (.439), and OPS (.1.092) and ranked 2nd in slugging (.653) to Aaron Judge (.664).
- Led MLB in slugging (.670) and OPS (.1.104) in day games.
- Led the NL in OPS (1.053) with runners on base.
- Along with Nolan Arenado (73), became the first pair of Cardinal teammates with 70+ extra-base hits in the same season since Albert Pujols (82) and Ryan Ludwick (80) in 2010.
- Finished a triple short of the cycle in five games.
- Hit three home runs and drove in eight RBI during a June 14 doubleheader against the Pirates at Busch, becoming the first Cardinal with eight RBI in a single day since Fernando Tatis in April 1999 (two grand slams in the same inning).
- Became the first player to post 9+ hits, 9+ RBI, 6+ runs, 5+ extra-base hits, and 4+ home runs without striking out over a two-day span since Hall of Famer Ty Cobb in May 1925.
- Led qualified Major League first basemen in fielding percentage (.999), fewest errors (1), and assists/9 (0.75), and paced National League first basemen in double plays (118).
- Set a new Cardinals fielding percentage record for first baseman (.999), breaking his own record from 2021 (998).
- Recognized as the NL's No. 2 "Best Hitter" and "Best Defensive First Baseman" in *Baseball America's Best Tools Survey* following the season.

2022 POSTSEASON: Went 0-for-7 with a hit-by-pitch in the two-game series sweep by Philadelphia in the Wild Card Series at Busch Stadium...marked his 7th career Wild Card game, T4th-most in MLB postseason history (five others).



BACKGROUND/PERSONAL

- He and his wife, Amy, have a son, Jacob (9/2/15), and daughter, Emma (10/11/17).
- Met his future wife, who was on the golf team, in an athlete study hall during freshman years while at Texas State University.
- Has a golden retriever named Brinkley.
- The Goldschmidt family is from Germany...his great-grandmother, Ilse, an heiress to one of the largest printing companies in Germany, her husband, Paul, and their 5-year-old son, Ernie, fled the Nazis for Boston in 1938.
- Was born in Wilmington, Del. but moved to Texas before he was one year old.
- Grew up a fan of the Astros' Jeff Bagwell, Craig Biggio, and Lance Berkman.
- As a high school senior, was seated in the center field upper deck at Minute Maid Park when Albert Pujols hit the famous home run off Astros closer Brad Lidge to launch the Cardinals to a dramatic comeback victory in Game 5 of the 2005 National League Championship Series.
- Traveled to Australia and New Zealand on a goodwill tour with Diamondbacks officials in November 2013, in advance of the 2014 Opening Series in Sydney.
- Cites Lyle Overbay as one of the most influential players in his career (Paul made his debut on 8/1/11 and Overbay signed on 8/13/11)...helped him on defense and positioning.

The Woodlands (Tex.) High School

- Graduated from The Woodlands (Tex.) High School in 2006. Did not start on the baseball team until his junior year.
- Played third base as a senior in 2006 as the Highlanders (38-1 record) won the Class 5A Texas state baseball championship and were crowned National Champions by *Baseball America*, *USA Today*, and *Collegiate Baseball*.
- Originally selected by the Los Angeles Dodgers in the 49th round of the June, 2006 First-Year Player Draft, but did not sign to attend Texas State University.
- The Dodgers expected Goldschmidt to opt for college, but selected him anyway because he was highly recommended by then Dodgers scout Chris Smith, whose son was a high school teammate of Goldschmidt.
- Also was high school teammates of pitcher/shortstop Kyle Drabek, who was selected by Philadelphia in the first round (18th overall) that year.

CAREER STOLEN BASES BY A PRIMARY FIRST BASEMEN IN MLB HISTORY

All-Time MLB Rank	SB	Seasons
1. Jeff Bagwell	202	1991-2005
2. Dan Driessen	154	1973-87
3. Paul Goldschmidt	147	2011-22
4. Orlando Cepeda	142	1958-74

HIGHEST CAREER SB% AMONG PRIMARY FIRST BASEMEN IN MLB HISTORY

All-Time MLB Rank	SB-ATT	Pct.	Seasons
1. Paul Goldschmidt	147-180	81.7	2011-22
2. Joey Votto	80-109	73.4	2007-22
3. Albert Pujols	117-160	73.1	2001-22
4. Jeff Bagwell	202-280	72.1	1991-2005

Minimum 100 SB attempts

CARDINALS 1B-3B COMBOS TO WIN GOLD GLOVES IN SAME SEASON

Season	1B	3B
2021	Paul Goldschmidt	Nolan Arenado
2006	Albert Pujols	Scott Rolen
1963	Bill White	Ken Boyer
1961	Bill White	Ken Boyer
1960	Bill White	Ken Boyer

RECENT CARDINALS 1B-3B COMBOS TO BOTH START 100+ GAMES

Season	1B	3B	Games
2022	Paul Goldschmidt	Nolan Arenado	106
2021	Paul Goldschmidt	Nolan Arenado	146
2014	Matt Adams	Matt Carpenter	128
2008	Albert Pujols	Troy Glaus	129
2007	Albert Pujols	Scott Rolen	106
2006	Albert Pujols	Scott Rolen	123
2004	Albert Pujols	Scott Rolen	129
2003	Tino Martinez	Scott Rolen	119
1999	Mark McGwire	Fernando Tatis	136

1ST INNING HOME RUNS SINCE 2011

MLB Rank	1st Inn HR	Total HR	Pct. of Total HR
1. Mike Trout	90	350	25.7%
2. Paul Goldschmidt	78	315	24.8%
3. Nolan Arenado	74	299	24.8%

ACTIVE CAREER OPS LEADERS VS. NATIONAL LEAGUE CENTRAL DIVISION

Active Rank	OPS	Seasons
1. Paul Goldschmidt	.961	2011-22
2. Jesse Winker	.955	2001-22
3. Joey Votto	.945	2001-22
4. Bryce Harper	.936	2012-22
5. Nelson Cruz	.933	2005-22
7. Nolan Arenado	.919	2007-22

minimum 500 PA (Since 1994)

Texas State University

- Played three seasons at Texas State Univ. (2007-09), where left as the all-time leader in homers (36) and RBI (178).
- His No. 37 was retired in Feb. 2015, becoming the first Texas State baseball player to have his jersey retired and just the fifth across all sports at the university.
- As a sophomore in 2008, faced off against fellow Houston-native Matt Carpenter (red-shirt junior) and Texas Christian University twice.
- As a junior, helped lead the Bobcats to the 2009 Southland Conference championship that included a record 41 wins.
- Won back-to-back SLC Hitter of the Year titles (2008-09).
- Named 2009 All-SC Player of the Year after breaking school records with 18 HR's and NCAA Division I-leading 87 RBI.
- Two-time SLC Scholar Athlete of the Year (2008-09) and tabbed Texas State's 2009 male Student Athlete of the Year after making the dean's list every semester he was enrolled.
- Boasted a 3.87 GPA in Finance through his junior year at Texas State, and was 10 hours short from securing his degree when signing with Arizona.
- Selected by Arizona in the 8th round of the June, 2009 First-Year Player Draft.
- Played for the Anchorage Bucs in 2008 Alaska Baseball League where he was an All-League Selection at DH.

University of Phoenix

- To honor both himself and fulfill a promise to his family, graduated from the University of Phoenix with a bachelor's of science degree in Management in 2013, the season where he finished second in the National League Most Valuable Player voting.
- Completed coursework on team flights and at the hotel while on the road throughout his first two full MLB seasons.

Philanthropic Efforts

- He and his wife began volunteering at Phoenix Children's Hospital during the winter of 2011, and later received permanent visitors' credentials due to visiting so frequently.
- He and his wife started the Goldy's Fund 4 Kids (GF4K) charity in 2014. It's mission is to help Phoenix Children's Hospital patients and their families through hands-on volunteering, time together, and providing tangible products to help patients stay positive and get healthy their stay.
- Teamed with the Arizona Diamondbacks Foundation benefit Phoenix Children's Hospital through his Goldy's Fund 4 Kids, launching a "Bleacher Creature" program (2014) and hosting "Goldy's Bowling Bash" (2016 and 2018).
- On April 4, 2017, the Arizona Diamondbacks Foundation dedicated Paul Goldschmidt Field, the 39th field in the "Diamonds Back" Youth Field Building Program. Located at Falcon Park in Goodyear, the field received a new scoreboard, fencing, windscreen, sports lighting system, irrigation system, sod, stabilizer and general field updates.
- In 2017, surprised a second grade class at Edison Elementary School in Phoenix for National Teacher Appreciation Day.
- In 2018, he and his wife were honorary chairs for the Hope Lives Here capital campaign to raise funds for a new Center for Cancer and Blood Disorders at Phoenix Children's Hospital.
- In 2018, chaired events for Chrysalis, a non-profit domestic violence shelter; and assisted Soldier's Best Friend, a local non-profit that pairs veterans with adopted animals and then certifies them as a service animal.
- In 2019, visited Scott Air Force Base for the Air Force Wounded Warrior program.
- Since joining the Cardinals, has joined 2020 Roberto Clemente Award winner, Adam Wainwright, in several charitable efforts through Wainwright's charity, Big League Impact.
- In 2021, through his partnership with BLI, raised \$46,420 to help build a community center in the Dominican Republic with Food for the Hungry as part of the #ALLWIN campaign, an effort where players pledge dollars and support for causes close to their hearts while asking fans to join them in their efforts to support those in need.
- In 2022, participated in BLI's Swinging for Impact and Trivia Night, which collectively raised \$97,000.
- In August 2022, hosted and sponsored the free MLBPAA Legends for Youth Baseball Clinic at Busch Stadium. Goldy and eight alumni stressed the importance of using sports to build life skills rather than solely focusing on winning.
- In August 2022, hosted Uncork for a Cause that benefited Water Mission, a nonprofit engineering organization that designs, builds and implements safe water, sanitation and hygiene solutions in developing countries and disaster areas.
- Made significant charitable donations to and partnered with Habitat of Humanity Saint Louis in 2022, which culminated in a new home for a recipient in November.
- Is a strong supporter of Cardinals Care. His annual financial contributions and signing of memorabilia used for silent auctions help support the flagship Redbird Rookies program.
- Goldschmidt's Player Ticket Program, Goldy's Golden Ticket, started in 2019 to bring deserving youth organizations to a game. He provides t-shirts, photo cards, tickets and food vouchers and meets with the groups to answer questions, sign autographs and take photos.



MOISÉS GÓMEZ

36

HT: 5-11 WT: 260 B/T: R/R BIRTH DATE: 8/27/1998 ML SERVICE: 0.000

FULL NAME: Moisés Manuel Gómez

BORN: Caracas, Venezuela

OPENING DAY AGE: 24 (Turns 25 on August 27)

BECAME A CARDINAL: Signed by the Cardinals as a minor league free agent, November 5, 2021

CONTRACT STATUS: Signed through 2023

OUTFIELDER

GÓMEZ, MOISÉS

COMPLETE RECORD

Year	Team	AVG	G	AB	R	H	2B	3B	HR	RBI	SH	SF	HBP	BB	IBB	SO	SB	CS	GDP	SLG	OBP	E
2015	VSL Rays	.317	47	180	38	57	10	2	6	34	1	2	1	23	1	28	9	4	3	.494	.393	2
2016	GCL Rays	.220	47	168	20	37	9	3	1	10	0	2	1	12	0	37	4	3	3	.327	.273	5
2017	Princeton	.275	53	211	37	58	11	0	5	28	0	1	4	13	0	52	10	1	2	.398	.328	4
2018	Bowling Green	.280	122	471	67	132	*34	7	19	*82	0	8	3	34	0	137	4	3	11	.503	.328	7
2019	Charlotte	.220	119	428	55	94	26	2	16	66	0	10	3	48	2	164	3	3	2	.402	.297	3
2020	DID NOT PLAY -- NO MiLB SEASON																					
2021	Montgomery	.171	76	269	34	46	13	0	8	23	0	1	4	27	1	115	5	3	3	.309	.256	3
2022	Memphis	.266	60	218	36	58	8	2	16	40	0	1	0	25	0	84	3	0	5	.541	.340	2
	Springfield	.321	60	224	53	72	17	0	23	54	0	2	4	27	1	90	7	3	0	.705	.401	5
MINOR TOTALS		.255	584	2169	340	554	128	16	94	337	1	27	20	209	5	707	45	20	29	.459	.323	24

*Led League

CAREER NOTES

- 2022 Cardinals Minor League Co-Player of the year with Jordan Walker.
- 2022 Joe Bauman Award winner, leading all of minor league baseball with 39 home runs between Springfield (AA) and Memphis (AAA). The Bauman Award was named after a player who hit 72 home runs in 1954 for the Roswell Rockets of the Class-C Longhorn League.
- Became the second Cardinals minor league player to win the Joe Bauman Award, joining Ivan Cruz who belted 35 round-trippers in 2003 for Memphis (AAA).
- Named Cardinals Minor League Player of the Month for April 2022, Texas League Player of the Month for April 2022, and twice recognized as Texas League Player of the Week during April 2022.
- Added to the Cardinals 40-Player roster on November 8, 2022.
- Was a non-roster invite to Tampa Bay's Major League Spring Training in 2021.
- Rated as the Rays' "Best Power Hitter" entering the 2020 and 2021 season by *Baseball America's* "Best Tools" survey.
- 2019 Venezuelan League Rookie of the Year for Magallanes.
- 2019 *Baseball America* Low Class-A All-Star.
- 2018 Midwest League Mid-Season and Post-Season All-Star with Charlotte (A). Led the Midwest League in doubles (34), RBI (82), extra-base hits (60) and total bases (237).
- Originally signed by the Tampa Bay Rays as an international free agent at the age of 16 in 2015.

CAREER TRANSACTIONS

- Signed by Tampa Bay Rays as an international free agent, April 28, 2015.
- Signed by St. Louis Cardinals as a minor league free agent, November 5, 2021.

2022

- Began the season with Springfield (AA) and was promoted to Memphis (AAA) on June 28. Played 60 games in both Double-A and Triple-A.
- Led all of Minor League Baseball with 39 home runs to earn the Joe Bauman Award, while also setting the Cardinals minor league single-season mark, previously held by Tyrone Horne (37 in 1998) and Felix DeLeon (37 in 1962).
- Ranked among minor league full season leaders in slugging (.624, 2nd), OPS (.995, 8th), extra-base hits (66, 11th) and total bases (276, T6th).
- 70.3% of his RBI came in games which he homered in.
- Entered the season as the Cardinals No. 30 prospect by MLB.com.
- Named Cardinals Minor League Player of the Month for April, Texas League Player of the Month for April and earned consecutive Texas League Player of the Week honors (April 11-17 & 18-24).
- Ranked 6th among Texas League home run leaders with 23 despite playing in only 60 games.
- Led Springfield in home runs and ranked T-4th in Memphis with 16 home runs.
- Scored in 10 straight games (4/14-26) while in Springfield, a team high.
- Averaged a home run every 12.8 plate appearances.
- Hit a pinch-hit walk-off homer vs. Gwinnett (7/24), his lone pinch-hit of the season that flipped the score from 5-4 to 6-5.
- Homered in five of his first six games of the season, and had four streaks of a home run in three consecutive games (4/14-16, 5/3-5, 5/15-18, 7/24-27).
- Doubled in five straight games (6/9-6/15).
- Recorded five straight multi-hit games in Springfield (4/16-23) and had multiple hits in 11-of-17 games in April.
- Collected only two multi-home run games (4/12 at Arkansas & 9/17 at Iowa).
- Played for Santurce and Magallanes in the Puerto Rican Winter League following the season.

BACKGROUND/PERSONAL

- Originally signed by the Tampa Bay Rays as an international free agent at the age of 16 in 2015.
- Resides in Guatire, Venezuela.

AWARDS & HONORS

Cardinals Minor League Co-Player of the Year
2022: Springfield (AA)/Memphis (AAA)

Joe Bauman Award
Minor League Baseball Home Run Champion
2022: Memphis (AAA)/Springfield (AA)

Cardinals Minor League Player of the Month
2022: Springfield (AA) - April

Texas League Player of the Month
2022: Springfield (AA) - April

Texas League Player of the Week
2022: Springfield (AA) - April 11-17
2022: Springfield (AA) - April 18-24

Venezuelan Winter League Rookie of the Year
2019: Navegantes del Magallanes

Baseball America Low Class-A All-Star
2019: Navegantes del Magallanes

Florida State League Player of the Week
2019: Charlotte (A) - April 29-May 4

Midwest League Post-Season All-Star
2018: Bowling Green (A)

Midwest League Mid-Season All-Star
2018: Bowling Green (A)

MiLB.com Organization All-Star
2018: Tampa Bay Rays

CARDINALS MINOR LEAGUE HOME RUN LEADERS (SINCE 1962)

Rank	Year	Team(s)	HR
1.	2022	Springfield/Memphis	39
2.	1998	Memphis/Arkansas	37
	1962	Billings	37
4.	2004	Memphis	36
5.	2002	Memphis	35
	2000	Memphis	35
7.	1982	Louisville	33
	1997	Peoria	33
9.	2007	Memphis	32
	2011	Springfield	32
	2019	Memphis	32

2022 MINOR LEAGUE BASEBALL HOME RUN LEADERS "Joe Bauman Award"

Rank	HR	Organization
1.	39	St. Louis Cardinals
<i>Teams: Springfield (AAA) & Memphis (AAA)</i>		
2.	37	Chicago Cubs
<i>Teams: South Bend (A), Tennessee (AA) & Iowa (AAA)</i>		
3.	36	Chicago Cubs
<i>Teams: South Bend (A), Tennessee (AA) & Iowa (AAA)</i>		
4.	36	Colorado Rockies
<i>Teams: Fresno (A), Spokane (A) & Hartford (AA)</i>		



NOLAN GORMAN

16

HT: 6-1 WT: 219 B/T: L/R BIRTH DATE: 5/10/2000 ML SERVICE: 0.139

FULL NAME: Nolan Brian Gorman

BORN: Phoenix, Arizona

OPENING DAY AGE: 22 (Turns 23 on May 10)

BECAME A CARDINAL: Selected in the first round (19th overall) of the June, 2018 First-Year Player Draft

CONTRACT STATUS: Signed through 2023

MLB DEBUT: May 20, 2022 at Pittsburgh

INFIELDER

GORMAN, NOLAN

COMPLETE RECORD

Year	Team	AVG	G	AB	R	H	2B	3B	HR	RBI	SH	SF	HBP	BB	IBB	SO	SB	CS	GDP	SLG	OBP	E
2018	Peoria	.202	25	94	8	19	3	0	6	16	0	2	1	10	0	39	0	2	1	.426	.280	12
	Johnson City	.350	38	143	41	50	10	1	11	28	0	0	0	24	0	37	1	3	0	.664	.443	9
2019	Palm Beach	.256	58	215	24	55	16	3	5	21	0	0	2	13	0	73	0	1	3	.428	.304	12
	Peoria	.241	67	241	41	58	14	3	10	41	0	2	7	32	3	79	2	0	2	.448	.344	9
2020	DID NOT PLAY -- ALTERNATE TRAINING SITE ONLY																					
2021	Springfield	.288	43	177	26	51	6	0	11	27	0	0	0	18	0	52	4	2	2	.508	.354	8
	Memphis	.274	76	303	45	83	14	1	14	48	0	3	2	20	1	63	3	1	5	.465	.320	4
2022	Memphis	.275	43	171	35	47	5	0	16	26	0	2	1	14	0	69	3	0	0	.585	.330	2
	ST. LOUIS	.226	89	283	44	64	13	0	14	35	0	0	2	28	0	103	1	0	2	.420	.300	8
MINOR TOTALS		.270	350	1344	220	363	68	8	73	207	0	9	13	131	4	412	13	7	13	.496	.339	56
MAJOR TOTALS		.226	89	283	44	64	13	0	14	35	0	0	2	28	0	103	1	0	2	.420	.300	8

Note: Major League Uniform Numbers Worn: 16 (2022-present)

WILD CARD SERIES RECORD

Year	Team	AVG	G	AB	R	H	2B	3B	HR	RBI	SH	SF	HBP	BB	IBB	SO	SB	CS	GDP	SLG	OBP	E
2022	STL vs. PHI	1.000	1	1	0	1	0	0	0	1	0	0	0	0	0	0	0	0	0	1.000	1.000	0

REGULAR SEASON FIELDING RECORD

Position	PCT	G	PO	A	E	TC	DP
Second Base	.975	68	127	181	8	316	61
Outfielder	---	1	0	0	0	0	0

CAREER TRANSACTIONS

- Selected by the St. Louis Cardinals in the first round (19th overall) of the June, 2018 First-Year Player Draft.

CAREER NOTES

- Former first round selection in 2018 and highly-touted prospect made his Major League debut on May 20, 2022 at Pittsburgh. Singled in first plate appearance off Zach Thompson.
- Has homered once every 20.82 plate appearances in his career between the Majors and Minors.
- Became the first Cardinals player in history to record a four-hit/four-RBI game in one of his first 10 MLB games (5/28/22 vs. MIL). The last MLB player before him was Jose Siri, (HOU, 2021, 6th game).
- Made defensive transition to second base before the 2021 season. Played one game listed as an outfielder during a five-man infield shift.
- In 2018, became the first player born in the year 2000 to be drafted by a Major League team.
- Was invited to Major League Spring Training for three consecutive years (2020-22), with each season entering as the Cardinals 2nd-youngest player in camp behind catcher Ivan Herrera.
- Is friend and former childhood teammate of Cardinals minor league pitcher Matthew Liberatore.
- Started at third base for the National League in the 2021 SiriusXM All-Star Futures Game at Coors Field. Went 1-for-2 with a run scored and an RBI double in the third inning.
- Played an injury-shortened season with the Glendale Desert Dogs in the 2021 Arizona Fall League.
- Named to the 2021 Arizona Fall League All-Star Game, but did not appear due to a hamstring injury.
- Won three home run contests in less than a month while in high school in 2017: the High School Home Run Derby at the MLB All-Star Game at Marlins Park; the Under Armour All-America at Wrigley Field; and Area Code Games in Long Beach Calif.
- Was ranked by *Baseball America* as the No. 3 prospect in the Cardinals organization (No. 55 overall in 2020 and 54th overall in 2021) in 2020 and 2021.
- Recognized as the Cardinals “Best Power Hitter” for three straight seasons (2020-22) by *Baseball America*.

2022 SEASON & CAREER HIGHS

Most Hits: 4, twice. Last: 6/21/22 at Milwaukee
Most Runs: 3, 3x. Last: 8/23/22 at Chicago Cubs [2]
Most 2Bs: 1, 13x. Last: 9/10/22 at Pittsburgh
Most HRs: 2, 6/21/22 at Milwaukee
Most RBIs: 4, twice. Last: 6/21/22 at Milwaukee
Most BBs: 3, 7/2/22 at Philadelphia
Longest Hitting Streak: 7 games, 8/6-20/22
Multi-HR Game: 1. 6/21/22 at Milwaukee

CAREER MILESTONES

Major League Debut
 May 20, 2022 at Pittsburgh

First Major League Hit
 May 20, 2022 at Pittsburgh
 (2nd inning, single, off Zach Thompson)

First Major League Home Run
 May 28, 2022 vs. Milwaukee
 (1st inning, solo, off Adrian Houser)

AWARDS & HONORS

International League Player of the Month
 2022: Memphis (AAA) - April

Sirius/XM All-Star Futures Game Selection
 2021: National League
 2019: National League

Arizona Fall League Rising Star
 2021: Glendale Desert Dogs

Double-A Central Player of the Week
 2021: Springfield (AA) - June 7-13

MiLB.com Organization All-Star
 2021: Memphis (AAA) & Springfield (AA) - 2B
 2019: Peoria (A) & Palm Beach (High-A) - 3B

Midwest League Mid-Season All-Star
 2019: Peoria (A)

Midwest League Player of the Week
 2019: Peoria (A) - April 4-14

Baseball America Rookie All-Star
 2018: Johnson City (R)

Appalachian League Postseason All-Star
 2018: Johnson City (R)



2022

NL Rookie Ranks: Home Runs (14, T5th), walks (28, T10th), XBH (27, T7th), GW RBI (5, T5th).

- Played in 89 games in St. Louis and ranked T4th on the team with 14 home runs. Hit 30 home runs between St. Louis (14) and Memphis (16).
- Hit 11 of 14 home runs with two strikes, T8th among N.L. players.
- Batted .344 (11-32, HR) on the season when putting the ball in play on the first pitch.
- All 14 HR and & 33 of 35 RBI were vs. RHP; saw only 19 at-bats vs. left-handed pitchers.
- Made his MLB debut at PIT (5/20) and recorded a single in his first plate appearance coming off Zach Thompson.
- Hit safely in each of his first three games (5/20-22 at PIT) and batted .387 (12-31, 2 HR) in 10 games during the month of May.
- Hit his first home run off Adrian Houser vs. MIL (5/28), a 449' blast, ranking as the 2nd-longest home run by a Cardinals player in 2022.
- Averaged 410' per home run and hit two of the six longest home runs by the Cardinals.
- Batted .545 (6-11, HR, 7 RBI) in his first eight games with a plate appearance with runners in scoring position.
- His 11 HR while playing as a second baseman tied for the most by a Cards rookie second baseman since Kolten Wong (11) in 2014.
- Hit the second of four consecutive record-setting 1st inning HR's by the Cardinals at PHI (7/2).
- Became the first Cardinals player in franchise history to record a four-hit/four-RBI game in one of his first 10 MLB games (5/28 vs. MIL). The most recent MLB player since Jose Siri (HOU, 2021, 6th game).
- Hit home runs in consecutive games twice during the season.
- Named International League Player of the Month for April while playing in 19 games at Memphis (AAA). Batted .338 with 11 HR, 16 RBI and posted a 1.201 OPS. 13 of his 25 hits during the month went for extra bases.

2022 POSTSEASON: Made one pinch-hit appearance in the Wild Card series vs. PHI (10/7) in Game 1. Hit a two-out RBI single off Zach Eflin scoring Nolan Arenado in the bottom of the 9th inning.

AWARDS & HONORS (CONTINUED)

Appalachian League Player of the Week
2018: Johnson City (R) - July 30 - Aug. 5

Baseball America High School All-America Team - Corner Infield
2018: Sandra Day O'Connor High School

U-18 Baseball World Cup Championship
2017: United States of America

BACKGROUND/PERSONAL

- Graduated from Sandra Day O'Connor High School in Glendale, Ariz. in 2018.
- Batted .419 (116-277) with 32 HR, 118 RBI and 115 runs scored in his high school career.
- Hit .421 with 10 HR, 46 walks and a .640 OBP his senior season, helping lead O'Connor High School to the Arizona High School Class 6A State Championship over Mountain Ridge (7-1), playing against Matthew Liberatore.
- Is friend and former childhood teammate of Cardinals minor league pitcher Matthew Liberatore.
- Both Gorman and Liberatore played on the same Gold Medal-winning World Cup team in 2017 in Canada.
- Named First Team Arizona High School All-State from 2016-18.
- Won the 2017 High School Home Run Derby at Marlins Park during All-Star Week in Miami.
- A few weeks later, won the 2017 Under Armour High School All-America Game B45 Home Run Derby at Wrigley Field.
- Signed his letter of intent to the University of Arizona.
- Resides in Pompano Beach, Florida.

2022 LONGEST CARDINALS HOME RUNS

Cardinals Rank	Date	Opp	Distance
1. Lars Nootbaar	Sept. 14	CIN	452'
2. Nolan Gorman	May 28	MIL	449'
3. Paul DeJong	Aug. 9	at COL	448'
4. Albert Pujols	Aug. 14	MIL	443'
5. Lars Nootbaar	Sept. 23	at LAD	440'
Nolan Gorman	June 18	at BOS	440'

2022 CARDINALS TOP HOME RUN AVG DIST.

Cardinals Rank	Home Runs	Avg Dist.
1. Connor Capel	1	419'
2. Nolan Gorman	14	410'
3. Albert Pujols	24	406'
4. Paul DeJong	6	406'
5. Alec Burleson	1	405'



GORDON GRACEFFO 81

HT: 6-4 WT: 228 B/T: R/R BIRTH DATE: 3/17/2000 ML SERVICE: 0.000

(gruh-SEFF-oh)

FULL NAME: Gordon Joseph Graceffo

BORN: Wayne, New Jersey

OPENING DAY AGE: 23

BECAME A CARDINAL: Selected in the fifth round (150th overall) in the June, 2021 First-Year Player Draft

CONTRACT STATUS: Signed through 2023

PITCHER (NON-ROSTER)

COMPLETE RECORD

Year	Team	W-L	ERA	G	GS	CG	GF	SHO	SV	IP	H	R	ER	HR	HBP	BB	IBB	SO	WP	BK	BA
2021	Palm Beach	1-0	1.73	11	1	0	2	0	1	26	28	9	5	1	2	9	0	37	2	0	.267
2022	Springfield	7-4	3.94	18	18	1	0	0	0	93.2	76	44	41	16	3	24	0	83	8	1	.217
	Peoria	3-2	0.99	8	8	0	0	0	0	45.2	27	6	5	1	2	4	0	56	1	0	.170
MINOR TOTALS		11-6	2.78	37	27	1	2	0	1	165.1	131	59	51	18	7	37	0	176	11	1	.213

CAREER NOTES

- 2022 Cardinals Minor League Pitcher of the Year.
- Rated as the No. 7 prospect in the Cardinals organization entering the 2023 season by *Baseball America*.
- Twice named Cardinals Minor League Pitcher of the Month in 2022, in April and May while with Peoria (A) and one start in Springfield (AA).
- Named Texas League Pitcher of the Week twice, once in June and once in September of 2022.

2022

- Split the season with two months in Peoria (A) before finishing the season at Springfield (AA). Named Cardinals Minor League Pitcher of the Year.
- Ranked in the Top 10 among Cardinals Minor League pitchers in strikeouts (139, 4th), wins (10, T-2nd), ERA (2.97, 8th), WHIP (0.94, 2nd), opponent BA (.202, 8th), starts (26, 2nd), innings pitched (139.1, 4th) walks/9 IP (1.8, 1st), and strikeout/walk ratio (4.96, 3rd).
- Completed 13 quality starts, while holding his opposition to three hits or less in 11-of-26 starts and posted eight scoreless starts with one run or less in half his starts.
- Finished season with 16.2 consecutive scoreless innings.
- Threw a season-high 7.0 innings five times and struck out a career-high nine batters three times.

AWARDS & HONORS

Cardinals Minor League Pitcher of the Year

2022: Peoria (A)/Springfield (AA)

Cardinals Minor League Pitcher of the Month

2022: Peoria (A) - April
2022: Peoria (A)/Springfield (AA) - May

Texas League Pitcher of the Week

2022: Springfield (AA) - June 13-19
2022: Springfield (AA) - Sept. 12-18

BACKGROUND/PERSONAL

- Graduated from Cranford High (NJ) School. High honor academically all four years. Three varsity letters in baseball. Combined for a career ERA of 2.25 with 128 strikeouts.
- Played college baseball at Villanova University where he was a First Team All-Big East and ABCA/Rawlings Division I East Region selection in 2021.
- Ranked 5th in the NCAA Division I with a 1.54 ERA and 25th with an 0.96 WHIP, lowest WHIP in Villanova history.
- Posted three consecutive double-digit strikeout games (4/30-5/14/21)
- Started and was the winning pitcher in a 2-1 win over No. 3 Arizona State (2/15/20), the highest-ranked opponent victory in school history
- Pitched for Bourne in the 2021 Cape Cod League posting a 1-0 mark with an 0.69 ERA and 13 strikeouts in 13 innings.
- Resides in Cranford, New Jersey.



RYAN

HELSLEY**56**

HT: 6-2 WT: 235 B/T: R/R BIRTH DATE: 7/18/1994 ML SERVICE: 3.105

FULL NAME: Ryan Dalton Helsley

BORN: Talequah, Oklahoma

OPENING DAY AGE: 28 (Turns 29 on July 18)

BECAME A CARDINAL: Selected in the fifth round (161st overall) in the June, 2015 First-Year Player Draft

CONTRACT STATUS: Signed through 2023

MLB DEBUT: April 16, 2019 at Milwaukee

PITCHER

HELSLEY, RYAN

COMPLETE RECORD

Year Team	W-L	ERA	G	GS	CG	GF	SHO	SV	IP	H	R	ER	HR	HBP	BB	IBB	SO	WP	BK	BA
2015 Johnson City	1-1	2.01	11	9	0	0	0	0	40.1	33	13	9	1	0	19	0	35	3	0	.221
2016 Peoria	10-2	1.61	17	17	0	0	0	0	95.0	77	22	17	3	1	19	0	109	7	1	.216
2017 Palm Beach	8-2	2.69	17	16	1	0	+1	0	93.2	72	30	28	3	1	30	0	91	6	0	.213
Springfield	3-1	2.67	6	6	0	0	0	0	33.2	25	12	10	4	1	15	0	41	3	0	.200
Memphis	0-0	3.60	1	1	0	0	0	0	5.0	7	2	2	0	0	3	0	5	0	0	.350
2018 Memphis	2-1	3.71	5	5	0	0	0	0	26.2	18	14	11	2	0	9	0	34	1	0	.188
Springfield	3-2	4.39	7	7	1	0	0	0	41.0	30	22	20	5	2	20	0	44	10	0	.203
GCL Cardinals	0-0	0.00	1	1	0	0	0	0	2.2	1	0	0	0	0	3	0	4	0	0	.111
2019 ST. LOUIS	2-0	2.95	24	0	0	4	0	0	36.2	34	13	12	5	0	12	2	32	2	1	.245
Memphis	2-3	4.58	17	7	0	0	0	1	37.1	29	20	19	3	0	20	0	41	3	0	.218
2020 ST. LOUIS	1-1	5.25	12	0	0	4	0	1	12.0	8	8	7	3	1	8	1	10	0	0	.186
2021 ST. LOUIS	6-4	4.56	51	0	0	7	0	1	47.1	40	24	24	4	0	27	2	47	7	0	.227
2022 ST. LOUIS	9-1	1.25	54	0	0	33	0	19	64.2	28	11	9	6	0	20	1	94	1	0	.128
MINOR TOTALS	29-12	2.78	82	69	2	0	1	1	375.1	292	135	116	21	5	138	0	404	33	1	.213
MAJORS TOTALS	18-6	2.91	141	0	0	48	0	21	160.2	110	56	52	18	1	67	6	183	10	1	.191

+ Tied for League Lead **Note:** Major League Uniform Numbers Worn: 56 (2019-present)

WILD CARD RECORD

Year Team	W-L	ERA	G	GS	CG	GF	SHO	SV	IP	H	R	ER	HR	HBP	BB	IBB	SO	WP	BK	BA
2020 STL at SD	0-0	5.40	2	0	0	0	0	0	1.2	1	1	1	0	0	0	0	2	0	0	.167
2021 STL at LAD	Injured - Did Not Pitch																			
2022 STL vs. PHI	0-1	36.00	1	0	0	0	0	0	1.0	1	4	4	0	1	2	0	2	0	0	.250
W.C. TOTALS	0-1	16.88	3	0	0	0	0	0	2.2	2	5	5	0	1	2	0	4	0	0	.200

DIVISION SERIES RECORD

Year Team	W-L	ERA	G	GS	CG	GF	SHO	SV	IP	H	R	ER	HR	HBP	BB	IBB	SO	WP	BK	BA
2019 STL vs. ATL	0-0	0.00	2	0	0	0	0	0	1.1	1	0	0	0	0	0	0	3	0	0	.200

LEAGUE CHAMPIONSHIP SERIES RECORD

Year Team	W-L	ERA	G	GS	CG	GF	SHO	SV	IP	H	R	ER	HR	HBP	BB	IBB	SO	WP	BK	BA
2019 STL vs. WSH	0-0	0.00	3	0	0	1	0	0	4.0	0	0	0	0	0	1	0	5	0	0	.000

ALL-STAR GAME RECORD

Year Team	W-L	ERA	G	GS	CG	GF	SHO	SV	IP	H	R	ER	HR	HBP	BB	IBB	SO	WP	BK	BA
2022 National	0-0	0.00	1	0	0	0	0	0	1.0	1	0	0	0	0	0	0	2	0	0	.250

REGULAR SEASON FIELDING RECORD

Position	PCT	G	PO	A	E	TC	DP
Pitcher	1.000	141	10	13	0	23	1

REGULAR SEASON BATTING RECORD

Year Team	AVG	G	AB	R	H	2B	3B	HR	RBI	SH	SF	HBP	BB	IBB	SO	SB	CS	GDP	SLG	OBP	E
MAJOR TOTALS	.333	87	3	0	1	0	0	0	0	0	0	0	0	0	2	0	0	0	.333	.333	0

CAREER TRANSACTIONS

- Selected by the St. Louis Cardinals in the fifth round (161st overall) of the June, 2015 First-Year Player Draft.
- On St. Louis injured list (right shoulder impingement), June 13 - July 2, 2019, included injury rehabilitation assignments to Memphis (AAA).
- On St. Louis injured list, August 15 - 31, 2020.
- On St. Louis injured list (right elbow stress reaction), August 20, 2021 - the end of season.
- On St. Louis paternity list, August 19-21, 2022.
- On St. Louis restricted list, August 22-25, 2022.

2022 SEASON HIGHS

Most IP: 2.2, 6/4 at Chicago Cubs
Most Strikeouts: 5, 7/2 at Philadelphia
Most Walks: 2, twice. Last: 8/31 at Cincinnati
Most Runs Allowed: 2, 6/29 vs. Miami
Most Earned Runs Allowed: 2, 6/29 vs. Miami
Most Hits Allowed: 2, 7x. Last: 9/10 at Pittsburgh
Most HRs Allowed: 1, 6x. Last: 9/22 at San Diego
Longest Winning Streak: 7 games. Last: 7/2-end of season
Longest Losing Streak: 1 game, 6/29
Longest Scoreless Streak: 12.0 IP, 5/31-6/28

CAREER HIGHS

Most IP: 3.0, 8/5/19 at Los Angeles Dodgers
Most Strikeouts: 5, 7/2/22 at Philadelphia
Most Walks: 4, 8/5/19 at Los Angeles Dodgers
Most Runs Allowed: 4, 4/4/21 at Cincinnati
Most ER Allowed: 4, 4/4/21 at Cincinnati
Most Hits Allowed: 4, twice. Last: 9/27/19 vs. Chicago Cubs
Most HRs Allowed: 1, 18x. Last: 9/22/22 at San Diego
Longest Winning Streak: 7 games. Last: 7/2/22-present
Longest Losing Streak: 4 games, 5/12/21-6/5/21
Longest Scoreless Streak: 12.0 IP, 5/31-6/28/22

CAREER NOTES

- Enjoyed breakthrough campaign in 2022, where he was named a National League All-Star, voted as one of two relief pitchers to the All-MLB Second Team, and finished 12th in the NL Cy Young Award voting.
- In 2022, established new single-season records for Cardinals relievers in opposing on-base percentage (.201), WHIP (0.74), baserunner/9 IP (6.68), and strikeout percentage (39.3%), while tying franchise bests for ERA (1.25) and average against (.128).
- Ranked 3rd among qualified 2022 MLB relievers in strikeout rate (39.3%) behind Edwin Diaz (50.2%) and Devin Williams (40.0%).
- Recorded the third Immaculate Inning in Cardinals history on Sept. 16, 2022 vs. Cincinnati, joining Bob Gibson (5/12/1969) and Jason Isringhausen (4/13/2002).
- Ranked 4th in MLB with 237 pitches of 100 MPH or faster, ranking 2nd on the Cardinals behind Jordan Hicks (274). Registered 24.6% of his pitches at 100+ MPH, ranking 3rd in MLB.
- Averaged 99.6 MPH on his fastball in 2022, 5th-fastest in MLB.
- Threw the fastest pitch in MLB during the 2022 season, a 104.2 MPH fastball to Rowdy Tellez for a groundout on Sept. 27 at Milwaukee.
- Led 2021 National League pitchers and ranked 2nd in MLB behind Liam Hendriks (10.0%) in Inherited Runners Scored Percentage (12.9%). Marked the 5th lowest qualifying IRS Pct. in Cardinals history (since 1974).
- Moved to a bullpen role for the 2019 season after starting 62 of his first 65 minor league games (2015-18).



2022

NL Reliever Ranks: Opponent Batting Average (.128, 1st), WHIP (0.74, 1st), Baserunners/9 IP (6.68, 1st) & Hits/9 IP (3.90, 1st), Wins (9, 2nd), ERA (1.25, 2nd), Strikeouts (94, T-3rd), Strikeouts/9 IP (13.08, 6th), Saves (19, T-10th)

- Posted single-season career highs in appearances (54), innings pitched (64.2), strikeouts, saves, and wins (9).
- Finished 12th in the National League Cy Young Award voting, receiving one vote.
- Was one of two relief pitchers named to the All-MLB Second Team (Ryan Pressly).
- Made his first career All-Star selection/appearance. Recorded a scoreless inning with a pair of strikeouts, while twice topping out at 103 MPH.
- St. Louis was 50-4 overall in his appearances and undefeated (26-0) over his final 26 games from 7/10-end of the regular season.
- Yielded one earned run in just seven of 54 appearances and no more than two earned runs in 53 of 54 assignments.
- Stranded 18 of 21 inherited runners.
- His 94 strikeouts ranked 7th-most among relievers in Cardinals single-season history.
- Set single-season records for Cardinals relievers in opposing on-base percentage (.201), WHIP (0.74), baserunner/9 IP (6.68), and strikeout percentage (39.3%), while tying franchise bests for ERA (1.25) and average against (.128).
- Finished 3rd among qualified MLB relievers in strikeout rate behind Edwin Diaz (50.2%) and Devin Williams (40.0%).
- Ranked 4th in MLB with 237 pitches of 100 MPH or faster, ranking 2nd on the Cardinals behind Jordan Hicks (274). Registered 24.6% of his pitches at 100+ MPH, ranking 3rd in MLB.
- Averaged 99.6 MPH on his fastball, 5th-fastest in MLB.
- Threw the fastest pitch in MLB during the season, a 104.2 MPH fastball to Rowdy Tellez for a groundout on 9/27 at Milwaukee.
- Recorded the 3rd Immaculate Inning in Cardinals history vs. Cincinnati (9/16), joining Bob Gibson (5/12/1969) and Jason Isringhausen (4/13/2002).
- Pitched on consecutive days 8 times, where he allowed four of his nine total runs (4.50 ERA).
- Finished the season on a six-game win streak, 2nd-longest active in the National League (Kyle Wright, 8).
- Suffered a jammed middle finger on his pitching hand on 10/4 at Pittsburgh.

2022 POSTSEASON: Allowed four runs over 1.0+ innings in Game 1 of the Wild Card Series vs. Philadelphia and was charged with the loss.

AWARDS & HONORS

All-MLB Second Team - Relief Pitcher
2022: St. Louis

National League All-Star
2022: St. Louis

Pacific Coast League Championship
2017: Memphis (AAA)

Florida State League Most Valuable Pitcher
2017: Palm Beach (High-A)

Florida State League Postseason All-Star
2017: Palm Beach (High-A)

Midwest League Mid-Season All-Star
2016: Peoria (A)

Midwest League Pitcher of the Week
2016: Peoria (A) - April 18-24
2016: Peoria (A) Aug. 29-Sept. 4

Baseball America Low Class-A All-Star
2016: Peoria (A)

Baseball America Rookie All-Star
2015: Johnson City (R)

CAREER MILESTONES

Major League Debut
April 16, 2019 at Milwaukee

First Major League Win
August 25, 2019 vs. Colorado

First Major League Save
September 15, 2019 vs. Milwaukee

First Major League Strikeout
April 16, 2019 at Milwaukee
(5th inning, Ryan Braun, swinging)

BACKGROUND/PERSONAL

- Played college baseball at Northeastern State (Okla.) University.
- Became the first former NSU baseball player to have his number (#8) retired in November 2022.
- Struck out 95 batters over 63.2 innings including four double-digit strikeout games during his sophomore year.
- Named Mid-American Intercollegiate Athletic Association Freshman of the Year in 2014.
- Graduated from Sequoyah (OK) High School, where he was an All-State performer in both baseball and basketball.
- Is a member of the Cherokee tribe.
- Resides in Cookson, Oklahoma with his wife, Alex, and daughter, Eliana Ray (8/19/22).



TINK HENCE

95

HT: 6-1 WT: 185 B/T: R/R BIRTH DATE: 8/6/2002 ML SERVICE: 0.000

FULL NAME: Markevious Jervon Hence

BORN: Pine Bluff, Arkansas

OPENING DAY AGE: 20 (Turns 21 on August 6)

BECAME A CARDINAL: Selected by the Cardinals in the Competitive Balance Round B (63rd overall) of the June, 2020 First-Year Player Draft

CONTRACT STATUS: Signed through 2023

PITCHER (NON-ROSTER) 

COMPLETE RECORD

Year	Team	W-L	ERA	G	GS	CG	GF	SHO	SV	IP	H	R	ER	HR	HBP	BB	IBB	SO	WP	BK	BA
2021	FCL Cardinals	0-1	9.00	8	1	0	5	0	1	8.0	11	10	8	1	2	3	0	14	2	0	.306
2022	Palm Beach	0-1	1.38	16	16	0	0	0	0	52.1	31	9	8	1	1	15	0	81	2	0	.174
MINOR TOTALS		0-2	2.39	24	17	0	5	0	1	60.1	42	19	16	2	3	18	0	95	4	0	.196

CAREER NOTES

- Invited to Major League Spring Training for the first time in 2023, and enters camp as the team's youngest pitcher and 2nd-youngest player overall behind 19-year-old infielder Jeremy Rivas.
- Selected by St. Louis with the 63rd overall selection in 2020, which originally was the Tampa Bay Rays Competitive Balance Round B selection that was obtained in the January 2020 trade package that netted Matthew Liberatore.
- The first four Cardinals draft selections in 2020 include Jordan Walker (No. 21 overall), Masyn Winn (54th), Tink Hence (63rd), and Alec Burleson (70th).
- Enters 2023 ranked by *Baseball America* as the No. 2 prospect in the Cardinals organization (No. 47 overall in the Top 100).
- Rated as having the "Best Fastball" in the Cardinals organization by the same publication entering 2023, and also recognized as having the 7th-best among the Top 100 prospects by *Baseball America* pitch metrics.
- Averaging 14.1 strikeouts/9 IP over his two professional seasons covering 24 appearances and 60.1 innings.

AWARDS & HONORS

Arizona Fall League Rising Stars
2022: Salt River

Florida State League Pitcher of the Year
2022: Palm Beach (Single-A)

Florida State League Post-Season All-Star
2022: Palm Beach (Single-A)

- Has not thrown over 4.0 innings or 60 pitches in any appearance during his two professional seasons.
- Over his 24 career appearances, has yet to allow more than four hits in any outing.
- Allowed two home runs over 236 career batters faced.
- Career WHIP under 1.00 (0.99) over his 60.1 career innings.



2022

- Pitched the entire season at Palm Beach (Single-A) and was named Florida State League Pitcher of the Year.
- Named a Florida State League Post-Season All-Star.
- Led all Cardinals Minor League pitchers with an 0.88 WHIP. Ranked in the Top 10 in ERA (1.38, 2nd), opponent BA (.174, 5th), strikeouts/9 IP (13.9, 4th), strikeout/walk ratio (5.40, 2nd) and Toughest to HR Off (195.0 TBF/HR, 5th).
- Did not allow more than three runs in any start and shutout his opposition in 10 of 16 starts.
- Finished the season on a 12.1 scoreless inning streak over his final four starts.
- Pitched for Salt River in the Arizona Fall League and was named as an AFL Rising Star. Went 0-0 with a 2.16 ERA and nine strikeouts in 8.1 innings over nine relief appearances.

BACKGROUND/PERSONAL

- Graduated from Watson Chapel High School. Posted an 0.64 ERA with 61 strikeouts over 43.2 innings in 2019 as a junior. COVID cut his senior season to five games in 2020.
- Signed his college letter of intent to play at the University of Arkansas in the same recruiting class as Masyn Winn. Both were members of the Arkansas Sticks Baseball Academy.
- Is an alum of the MLB/USA Baseball Breakthrough Series and Dream Series, established in 2008 as a cost-free development program.
- Played in the Future Stars Series in September 2019 and the WWBA Showcase in October 2019.
- His older brother, Braelin, played college baseball as an infielder at the University of Arkansas-Pine Bluff.
- Resides in White Hall, Arkansas.




IVÁN
HERRERA
48

HT: 6-0 WT: 220 B/T: R/R BIRTH DATE: 6/1/2000 ML SERVICE: 0.029

(ee-VAHN her-RAIR-uh)
FULL NAME: Iván Aaron Herrera

BORN: Panama City, Panama

OPENING DAY AGE: 22 (Turns 23 on June 1)

BECAME A CARDINAL: Signed as an international free agent, July 7, 2016

CONTRACT STATUS: Signed through 2023

MLB DEBUT: May 24, 2022 vs. Toronto

CATCHER

COMPLETE RECORD

Year	Team	AVG	G	AB	R	H	2B	3B	HR	RBI	SH	SF	HBP	BB	IBB	SO	SB	CS	GDP	SLG	OBP	E
2017	DSL Cardinals	.335	49	170	21	57	15	0	1	27	1	2	10	18	0	36	2	2	3	.441	.425	5
2018	Springfield	.000	2	4	0	0	0	0	0	0	0	0	1	0	0	2	0	0	0	.000	.200	0
	GCL Cardinals	.348	28	112	23	39	6	4	1	25	0	2	5	11	0	20	1	1	2	.500	.423	1
2019	Palm Beach	.276	18	58	7	16	0	0	1	5	0	1	1	5	0	16	0	0	1	.328	.338	1
	Peoria	.286	69	248	41	71	10	0	8	42	0	3	5	35	1	56	1	1	11	.423	.381	10
2020	DID NOT PLAY -- ALTERNATE TRAINING SITE ONLY																					
2021	Springfield	.231	98	363	50	84	13	0	17	63	0	+7	7	60	0	96	2	3	10	.408	.346	9
	Memphis	.000	1	4	0	0	0	0	0	0	0	0	0	0	0	0	0	0	0	.000	.000	0
2022	ST. LOUIS	.111	11	18	0	2	0	0	0	1	1	1	0	2	0	8	0	0	0	.111	.190	0
	Memphis	.268	65	235	41	63	10	1	6	34	0	2	3	38	0	52	5	1	12	.396	.374	4
MINOR TOTALS		.276	330	1194	183	330	54	5	34	196	1	17	32	167	1	278	11	8	39	.415	.375	30
MAJOR TOTALS		.111	11	18	0	2	0	0	0	1	1	1	0	2	0	8	0	0	0	.111	.190	0

+ Tied for League Lead

Note: Major League Uniform Numbers Worn: 47 (2022), 48 (2023-present)

WILD CARD SERIES RECORD

Year	Team	AVG	G	AB	R	H	2B	3B	HR	RBI	SH	SF	HBP	BB	IBB	SO	SB	CS	GDP	SLG	OBP	E	
2022	STL vs. PHI	NOT ON POSTSEASON ROSTER - ST. LOUIS TAXI SQUAD																					

REGULAR SEASON FIELDING RECORD

Position	PCT	G	PO	A	E	TC	DP	PB	CS	ATT	PCT	P-OFF
Catcher	1.000	11	49	8	0	57	0	1	0	1	.000	0



CAREER NOTES

- Made his Major League debut in 2022 after the Panama native entered the season as the Cardinals Top International Prospect by *MLB.com*.
- Threw out 30.4% (110 CS/362 SB ATT) of attempted basestealers over five minor league seasons.
- Hit 17 home runs while playing catcher in 2021, 16th-most among all minor league catchers.
- His seven sacrifice flies shared the organizational lead and tied for the 2021 Double-A Central lead.
- Compiled a career minor league batting average of .317 (105-331) with runners in scoring position since 2017.
- Played in five games for Panama in the 2021-22 Caribbean World Series, batting .300 (6-20) with two RBI.
- Began the 2019 and 2021 minor league seasons as the 3rd-youngest player in his respective league on Opening Day: age 19 in the 2019 Midwest League (A) and age 21 in the 2021 Double-A Central League.
- Was the youngest player in the 2019 Arizona Fall League by 15 days, joining Nationals' infielder Luis Garcia (5/16/2000) as the only two players born in the year 2000.
- Played in 10 games as a 19-year old for Glendale in the 2019 Arizona Fall League, batting .324/.439/.382 (11-34) with two doubles, and six RBI while drawing a positive walk (5) to strikeout (4) ratio in 41 plate appearances.
- Selected to the prestigious Arizona Fall League's 2019 Fall Stars Game. Entered the game defensively in the 6th inning and caught three innings going 0-for-1 at the plate.
- Homered in his first 2019 Midwest League plate appearance at Cedar Rapids (4/4) off Blayne Enlow, as part of a 3-for-4 game with a walk.
- Played in the 2018 Gulf Coast League playoffs, catching the first 15.2 innings of the pitching staff with no earned runs allowed. Went 2-for-11 with two runs scored and an RBI.

2022

- Began the season in Memphis (AAA) and was selected to St. Louis on 5/23 after playing in 20 games, batting .310 with 2 HR and 13 RBI. Would play in 65 games in the minors and 11 in St. Louis.
- Made his Major League debut at catcher as a defensive replacement vs. Toronto 5/24. Became the 8th Cardinals player to make his MLB debut in 2022.
- Recorded his first at-bat on 6/19 at Boston and was 0-for-3 with three strikeouts. Joined Nick Stavinocha (6/22/08) as the only Cardinals to make their first start at Fenway Park.
- Collected his first RBI on a sacrifice fly game-winning RBI vs. CHI (6/25), coming off the bench. The first Cardinal to record his first RBI on a sac fly since Lars Nootbaar (6/22/21 at DET) and first Cardinals catcher since Glenn Brummer in 1981.
- Recorded his first MLB hit in a start the following day (6/26) with a single off Alec Mills in the 2nd inning. Had a single later in the game for a multi-hit effort.
- Ran off an 11-game hitting streak (16-40, .400) in Memphis from 5/7-6/5 as part of hit in 18 of 19 games span.
- Posted a multi-home run game vs Norfolk (9/9) both off Chris Vallimont; his third career multi-home run game.
- Batted .311 (19-61) with runners in scoring position.

2022 SEASON & CAREER HIGHS

Most Hits: 2, 6/26/22 vs. Chicago Cubs
Most RBI: 1, 6/25/22 vs. Chicago Cubs
Most BBs: 1, twice. Last: 6/27/22 vs. Miami
Longest Hitting Streak: 1 game, 6/26/22

AWARDS & HONORS

Baseball America Low Class-A All-Star - Catcher
 2019: Peoria (A)

Arizona Fall League Rising Star
 2019: Glendale Desert Dogs

MiLB.com Organization All-Star
 2019: Peoria (A)

Gulf Coast League Runner-Up
 2018: Gulf Coast League Cardinals (R)

Baseball America Dominican Summer League All-Star
 2017: DSL Cardinals (R)

CAREER MILESTONES

Major League Debut
 May 24, 2022 vs. Toronto

First Career Major League Hit
 June 26, 2022 vs. Chicago (NL)
 (2nd inning, single, off Alec Mills)

2022 POSTSEASON: Was not on the postseason roster, but remained on the Cardinals Taxi Squad in St. Louis.

BACKGROUND/PERSONAL

- Took English classes while in school in Panama.
- His mother is a former teacher.
- Chose No. 4 to wear in the 2019 Arizona Fall League after growing up a fan of catcher Yadier Molina.
- Resides in Panama City, Panama.



JORDAN HICKS

12

HT: 6-2 WT: 215 B/T: R/R BIRTH DATE: 9/6/1996 ML SERVICE: 5.000

FULL NAME: Jordan McKinley Hicks

BORN: Houston, Texas

OPENING DAY AGE: 26 (Turns 27 on September 6)

BECAME A CARDINAL: Selected in the Supplemental third round (105th overall) of the June, 2015 First-Year Player Draft

CONTRACT STATUS: Signed through 2023

MLB DEBUT: March 29, 2018 at New York Mets

PITCHER

COMPLETE RECORD

Year	Team	W-L	ERA	G	GS	CG	GF	SHO	SV	IP	H	R	ER	HR	HBP	BB	IBB	SO	WP	BK	BA
2016	Johnson City	2-1	4.20	6	6	0	0	0	0	30.0	33	20	14	1	5	13	0	20	3	0	.292
	State College	4-1	1.76	6	6	0	0	0	0	30.2	25	8	6	0	2	16	0	22	4	0	.217
2017	Peoria	8-2	3.35	14	14	0	0	0	0	78.0	75	36	29	3	13	39	0	63	1	2	.260
	Palm Beach	0-1	1.00	8	5	0	3	0	1	27.0	21	3	3	0	2	6	0	32	1	0	.214
2018	ST. LOUIS	3-4	3.59	73	0	0	20	0	6	77.2	59	33	31	2	8	45	2	70	9	0	.208
2019	ST. LOUIS	2-2	3.14	29	0	0	21	0	14	28.2	16	10	10	2	1	11	0	31	2	0	.163
2020	ST. LOUIS	DID NOT PITCH -- OPTED OUT																			
2021	ST. LOUIS	0-0	5.40	10	0	0	1	0	0	10.0	5	6	6	0	0	10	0	10	3	0	.147
	Memphis#	0-0	15.00	3	3	0	0	0	0	3.0	5	5	5	2	0	3	0	3	0	0	.417
2022	ST. LOUIS	3-6	4.84	35	8	0	2	0	0	61.1	46	33	33	5	7	35	0	63	5	0	.210
	Memphis#	0-0	12.60	4	1	0	0	0	0	5.0	7	7	7	1	0	4	0	5	1	0	.333
MINOR TOTALS		14-5	3.32	41	35	0	3	0	1	173.2	166	79	64	7	22	81	0	145	10	2	.256
MAJOR TOTALS		8-12	4.05	147	8	0	44	0	20	177.2	126	82	80	9	16	101	2	174	19	0	.198

Note: Major League Uniform Numbers Worn: 49 (2018-2019), 12 (2020-present)

Injury rehabilitation assignment

WILD CARD RECORD

Year	Team	W-L	ERA	G	GS	CG	GF	SHO	SV	IP	H	R	ER	HR	HBP	BB	IBB	SO	WP	BK	BA
2022	STL vs. PHI	0-0	0.00	2	0	0	0	0	0	1.2	0	0	0	0	0	1	0	1	0	0	.000

REGULAR SEASON FIELDING RECORD

Position	PCT	G	PO	A	E	TC	DP
Pitcher	1.000	147	12	29	0	41	0

REGULAR SEASON BATTING RECORD

	AVG	G	AB	R	H	2B	3B	HR	RBI	SH	SF	HBP	BB	IBB	SO	SB	CS	GDP	SLG	OBP	E
MAJOR TOTALS	.000	105	1	0	0	0	0	0	0	0	0	0	0	0	1	0	0	0	.000	.000	0



2022 SEASON HIGHS

Most IP (Starter): 5.0, 5/13 vs. San Francisco
Most IP (Relief): 2.0, 5x. Last: 9/6 vs. Washington
Most Strikeouts (Starter): 5, twice. Last: 5/18 at New York Mets
Most Strikeouts (Relief): 3, 6x. Last: 9/2 vs. Chicago Cubs
Most Walks (Starter): 5, 5/24 vs. Toronto
Most Walks (Relief): 2, 3x. Last: 8/11 at Colorado
Most Runs Allowed (Starter): 4, 5/24 vs. Toronto
Most Runs Allowed (Relief): 4, 7/26 at Toronto
Most Earned Runs Allowed (Starter): 4, 5/24 vs. Toronto
Most Earned Runs Allowed (Relief): 4, 7/26 at Toronto
Most Hits Allowed (Starter): 4, 5/24 vs. Toronto
Most Hits Allowed (Relief): 3, twice. Last: 8/20 at Arizona
Most HRs Allowed: 2, 5/1 vs. Arizona
Longest Winning Streak: 1, three times. Last: 8/4 vs. Chicago Cubs
Longest Losing Streak: 4 games. 4/21-5/24
Longest Scoreless Streak: 6.0, 7/2-7/15

CAREER HIGHS

Most IP (Starter): 5.0, 5/13/22 vs. San Francisco
Most IP (Relief): 2.1, 4/21/18 vs. Cincinnati
Most Strikeouts (Starter): 5, twice. Last: 5/18/22 at New York Mets
Most Strikeouts (Relief): 4, twice. Last: 6/12/18 vs. San Diego
Most Walks (Starter): 5, 5/24/22 vs. Toronto
Most Walks (Relief): 2, 16 times. Last: 4/23/21 vs. Cincinnati
Most Runs Allowed (Starter): 4, 5/24/22 vs. Toronto
Most Runs Allowed (Relief): 4, twice. Last: 7/26/22 at Toronto
Most Earned Runs Allowed (Starter): 4, 5/24/22 vs. Toronto
Most Earned Runs Allowed (Relief): 4, twice. Last: 7/26/22 at Toronto
Most Hits Allowed (Starter): 4, 5/24/22 vs. Toronto
Most Hits Allowed (Relief): 4, 7/14/18 vs. Cincinnati
Most HRs Allowed: 2, 5/1/22 vs. Arizona
Longest Winning Streak: 2 games, 5/16-6/19/18
Longest Losing Streak: 4 games, twice. Last: 4/21-5/24/22
Longest Save Streak: 14 saves, 4/7/19-6/13/19
Longest Scoreless Streak: 8.0 IP, 5/19-29/18
Last Start: 7/12/22 vs. Los Angeles Dodgers

CAREER NOTES

- Diagnosed with Type 1 diabetes while in high school.
- Missed the majority of three career Major League seasons due to injuries (2019 and 2021) and opting out in accordance with MLB COVID-19 protocols (2020).
- Has made 15 relief appearances of 2.0 innings or more in his career (all scoreless).
- Has allowed just 16 home runs to 1,513 total batters faced over his professional career (2016-present).
- Among Major League pitchers with 175.0+ innings pitched—since 2018, Hicks ranks 3rd in Major League Baseball in home runs/9 IP (0.46) behind Emmanuel Clase (0.38) and Tyler Rogers (0.44).
- Involved in the longest plate appearance in terms of number of pitches (22) in MLB during 2021 Spring Training at the Mets in Port St. Lucie (3/14). Also marking his first game appearance since 2019 Tommy John surgery and his only batter faced in the game, Hicks threw 22 pitches to Luis Guillorme that ultimately ended in a walk. Guillorme fouled off 16 pitches, including nine straight with a full count.
- Underwent Ulnar Collateral Ligament surgery on his right elbow in 2019.
- Made the 2018 Opening Day roster as a 21-year old, previously not pitching higher than Class-A (Palm Beach).
- Switched his uniform number from 49 to 12 after 2019.

PITCHES OVER 100 MPH since 2018

MLB Rank	Pitches Over 100 MPH	Total Pitches	Pct.
1. Jordan Hicks	1,210	2,986	40.5%
2. Emmanuel Clase	735	2,323	31.6%
3. Aroldis Chapman	527	3,791	13.9%

Pitch Velocity

- Has thrown 2,986 pitches in his Major League career, with 1,210 (40.5%) clocked at over 100 MPH. Represents the highest number of pitches and percentage of pitches over 100 MPH in MLB since Hicks made his debut in 2018.
- In 2022, averaged MLB's 3rd-fastest changeup (92.1 MPH) and 4th-fastest sinker (99.4 MPH).
- In 2019, averaged 101.1 MPH on his sinker, the fastest average pitch in Major League Baseball.
- In 2018, owned MLB's highest average velocity with his four-seam fastball (100.5 MPH) & two-seam fastball (100.2 MPH), and 2nd-fastest sinker (100.4 MPH).
- Threw the three fastest pitches in MLB in 2018 (105.1 MPH sinker & 105.0 MPH sinker vs. Philadelphia on 5/20 facing Odúbel Herrera; 104.4 MPH sinker at Arizona on 7/4 facing A.J. Pollock) and 7-of-the-10 fastest pitches (all 104.1+ MPH).
- Threw the fastest pitch of the 2019 season against Victor Caratini vs. Chicago Cubs (5/31), a 104.3 MPH sinker, and the top 21 fastest pitches of the season overall.
- In 2021, Hicks (one pitch) and Aroldis Chapman (2 pitches) each topped out at 103 MPH, fastest in the Majors.

CAREER TRANSACTIONS

- Selected by the St. Louis Cardinals in the Supplemental third round (105th overall) of the June, 2015 First-Year Player Draft.
- On St. Louis injured list (torn right Ulnar Collateral Ligament), June 23, 2019 - end of season.
- Opted out of 2020 season due to COVID-19 protocols.
- On St. Louis injured list (right elbow inflammation), May 4, 2021 - end of season; included injury rehabilitation assignment to Memphis (AAA) and Glendale Desert Dogs of the Arizona Fall League.
- On St. Louis injured list (right forearm flexor), May 25-July 1, 2022; included injury rehabilitation assignment to Memphis.
- On St. Louis injured list (right arm fatigue and neck spasms), September 17-October 4, 2022.

2022

- Ranked 5th on the team with 35 appearances in his first full season back from injury.
- Missed 52 games due to a strained right forearm flexor (5/26-7/1) and right arm fatigue/neck spasms (9/17-10/4).
- Made eight starts in the rotation, primarily in the first half of the season, going 0-4 with a 5.47 ERA (26.1 IP), 25 strikeouts, and 21 walks.
- Was 3-2 with a 4.37 ERA (35.0 IP), 38 strikeouts and 14 walks in 27 relief appearances.
- Limited opposing right-handers to .197/.302/.285 slash line with a .587 OPS.
- Pitched on consecutive days on three occasions.
- Stranded 17 of 21 inherited runners (23.5%).
- Threw 274 of 1,051 total pitches at 100 MPH or faster, 3rd-most in MLB behind Minnesota's Johan Duran (392) and Reds' Hunter Greene (337).
- Hurlled 133 pitches over 101 MPH, 46 over 102 MPH, and nine at 103 MPH or faster.
- Tied Ryan Helsley for 2nd in MLB with nine pitches over 103 MPH.
- Threw his fastest pitch clocking in at 103.8 MPH at Atlanta (7/7), striking out Marcell Ozuna.
- Averaged 99.4 MPH on his sinker, 4th-fastest average sinker speed in MLB behind Aroldis Chapman (100.2), Brusdar Graterol (99.7), and José Alvarado (99.6).
- Recorded 47 of his 63 strikeouts with his slider (52.8%)

2022 POSTSEASON: Hurlled combined 1.2 scoreless innings in relief, appearing in both games of the two-game Wild Card Series sweep by Philadelphia...made his first career postseason roster since his MLB debut in 2018...retired Rhys Hoskins and J.T. Realmuto on 12 pitches in Game 1...struck out a batter and induced a double play in Game 2.

BACKGROUND/PERSONAL

- Attended Klein Oak High School in Spring, Texas for his freshman-junior seasons.
- Transferred to Cypress Creek High School in Houston, Texas for his senior season where he graduated in 2015.
- Signed his letter of intent to play college baseball at Tulane University.
- Diagnosed with Type 1 diabetes while in high school.
- Grew up a fan of the Houston Astros. His favorite players were Lance Berkman and Craig Biggio.
- Resides in Houston, Texas.

AWARDS & HONORS

**Baseball America
Best Fastball - National League**
2018: St. Louis

Cardinals Minor League Pitcher of the Month
July 2017: Peoria (A)/Palm Beach (High-A)

Florida State League co-Championship
2017: Palm Beach (High-A)

Arizona Fall League Rising Star
2017: Surprise

Midwest League Mid-Season All-Star
2017: Peoria (A)

**St. Louis BBWAA Joe Ostermeier/
Jack Herman Rookie of the Year Award**
2018 (with Jack Flaherty, Harrison Bader,
Yairo Muñoz and Mike Shildt)

CAREER MILESTONES

Major League Debut
March 29, 2018 at New York Mets

First Major League Win
April 21, 2018 vs. Cincinnati

First Major League Save
June 9, 2018 at Cincinnati

First Major League Strikeout
March 29, 2018 at New York Mets
(7th inning, Jay Bruce, swinging)



DAKOTA HUDSON

43

HT: 6-5 WT: 210 B/T: R/R BIRTH DATE: 9/15/1994 ML SERVICE: 4.066

FULL NAME: Dakota Ryan Hudson

BORN: Dunlap, Tennessee

OPENING DAY AGE: 28 (Turns 29 on September 15)

BECAME A CARDINAL: Selected in the Supplemental first round (34th overall) of the June, 2016 First-Year Player Draft

CONTRACT STATUS: Signed through 2023

MLB DEBUT: July 28, 2018 vs. Chicago Cubs

PITCHER

COMPLETE RECORD

Year Team	W-L	ERA	G	GS	CG	GF	SHO	SV	IP	H	R	ER	HR	HBP	BB	IBB	SO	WP	BK	BA
2016 GCL Cardinals	1-0	0.00	4	1	0	0	0	0	4.0	4	1	0	0	1	0	0	9	3	0	.235
Palm Beach	1-1	0.96	8	0	0	5	0	3	9.1	6	3	1	0	0	7	0	10	1	0	.188
2017 Springfield	9-4	*2.53	18	18	1	0	0	0	114.0	111	38	32	5	8	34	1	77	10	0	.255
Memphis	1-1	4.42	7	7	0	0	0	0	38.2	36	20	19	2	0	15	0	19	4	0	.252
2018 ST. LOUIS	4-1	2.63	26	0	0	2	0	0	27.1	19	9	8	0	1	18	0	19	2	0	.196
Memphis	+13-3	2.50	19	19	0	0	0	0	111.2	107	34	31	1	8	38	0	87	5	0	.254
2019 ST. LOUIS	16-7	3.35	33	32	0	1	0	1	174.2	160	80	65	22	9	*86	8	136	5	0	.245
2020 ST. LOUIS	3-2	2.77	8	8	0	0	0	0	39.0	24	13	12	5	1	15	1	31	0	0	.178
2021 Palm Beach#	0-0	0.00	1	1	0	0	0	0	2.0	2	0	0	0	0	0	0	1	1	0	.250
Springfield#	1-0	0.77	3	3	0	0	0	0	11.2	8	3	1	0	0	5	0	7	0	0	.205
Memphis#	0-0	1.80	1	1	0	0	0	0	5.0	2	2	1	0	0	3	0	2	0	0	.125
ST. LOUIS	1-0	2.08	2	1	0	0	0	0	8.2	7	2	2	0	1	1	0	6	1	0	.219
2022 Memphis#	1-1	1.71	3	3	0	0	0	0	21.0	20	7	4	0	1	8	0	19	3	0	.260
ST. LOUIS	8-7	4.45	27	26	0	0	0	0	139.2	141	71	69	9	9	61	0	78	4	0	.273
MINOR TOTALS	27-10	2.52	64	53	1	5	0	3	317.1	296	108	89	8	18	110	1	231	27	0	.249
MAJOR TOTALS	32-17	3.61	96	67	0	3	0	1	389.1	351	175	156	36	21	181	9	270	12	0	.245

* Led League + Tied for League Lead # Injury Rehabilitation Assignment

Note: Major League Uniform Numbers Worn: 43 (2018-present)

WILD CARD SERIES RECORD

Year Team	W-L	ERA	G	GS	CG	GF	SHO	SV	IP	H	R	ER	HR	HBP	BB	IBB	SO	WP	BK	BA
2022 STL vs. PHI																				

NOT ON POSTSEASON ROSTER -- ST. LOUIS TAXI SQUAD

DIVISION SERIES RECORD

Year Team	W-L	ERA	G	GS	CG	GF	SHO	SV	IP	H	R	ER	HR	HBP	BB	IBB	SO	WP	BK	BA
2019 STL vs. ATL	0-0	1.93	1	1	0	0	0	0	4.2	5	4	1	1	0	2	0	2	0	0	.294

LEAGUE CHAMPIONSHIP SERIES RECORD

Year Team	W-L	ERA	G	GS	CG	GF	SHO	SV	IP	H	R	ER	HR	HBP	BB	IBB	SO	WP	BK	BA
2019 STL vs. WSH	0-1	108.00	1	1	0	0	0	0	0.1	5	7	4	0	0	1	1	0	0	0	.833

REGULAR SEASON FIELDING RECORD

Position	PCT	G	PO	A	E	TC	DP
Pitcher	.955	96	34	51	4	89	2

REGULAR SEASON BATTING RECORD

Year Team	AVG	G	AB	R	H	2B	3B	HR	RBI	SH	SF	HBP	BB	IBB	SO	SB	CS	GDP	SLG	OBP	E
MAJOR TOTALS	.077	59	52	1	4	0	0	0	2	7	0	1	0	0	24	0	0	1	.077	.094	3

CAREER TRANSACTIONS

- Selected by the Texas Rangers in the 36th round (1,090th overall) of the June, 2013 First-Year Player Draft, but did not sign.
- Selected by the St. Louis Cardinals in the Supplemental 1st round (34th overall) of the June, 2016 First-Year Player Draft.
- On St. Louis injured list (right elbow surgery), September 18, 2020 - end of the season.
- On St. Louis injured list (right elbow surgery), April 1-September 23, 2021; included injury rehabilitation assignments to Palm Beach (A), Springfield (AA), and Memphis (AAA).
- On St. Louis injured list (neck strain), July 15-29, 2022; included injury rehabilitation assignment to Memphis (AAA).

2022 SEASON HIGHS

Most IP: 8.0, 9/17 vs. Cincinnati [1]
Most Strikeouts: 6, twice. Last: 8/11 at Colorado
Most Walks: 5, 6/18 at Boston
Most Runs Allowed: 7, 10/4 at Pittsburgh
Most ER Allowed: 7, 10/4 at Pittsburgh
Most Hits Allowed: 9, 5x. Last: 10/4 at Pittsburgh
Most HRs Allowed: 2, twice. Last: 6/23 at Milwaukee
Longest Winning Streak: 2 games, twice. Last: 5/14-6/1
Longest Losing Streak: 2 games, 7/4-14
Longest Scoreless Streak: 13.2 IP, 4/23-5/3

CAREER HIGHS

Most IP (Starter): 8.0, 9/17/22 vs. Cincinnati [1]
Most IP (Relief): 3.0, 8/4/18 vs. Cincinnati
Most Strikeouts (Starter): 10, 9/27/19 vs. Chicago Cubs
Most Strikeouts (Relief): 3, 9/21/18 vs. San Francisco
Most Walks (Starter): 5, 4x. Last: 6/18/22 at Boston
Most Walks (Relief): 3, 8/20/18 at Los Angeles Dodgers
Most Runs Allowed (Starter): 8, 5/7/19 vs. Philadelphia
Most Runs Allowed (Relief): 3, 8/25/18 at Colorado
Most ER Allowed (Starter): 8, 5/7/19 vs. Philadelphia
Most ER Allowed (Reliever): 3, 8/25/18 at Colorado
Most Hits Allowed (Starter): 9, 6x. Last: 10/4/22 at Pittsburgh
Most Hits Allowed (Relief): 3, twice. Last: 9/17/18 at Atlanta
Most HRs Allowed (Starter): 3, 3x. Last: 7/28/19 vs. Houston
Longest Winning Streak: 5 games, 8/14-9/5/19
Longest Losing Streak: 2 games, four times. Last: 7/4-7/14/22
Longest Scoreless Streak: 18.2 IP, 8/14-8/24/19
10+ Strikeout Games: 1. 10, 9/27/19 vs. Chicago Cubs
Last Relief Appearance: 9/24/22 at Los Angeles Dodgers



CAREER NOTES

- Finished 5th in the 2019 NL Rookie of the Year voting.
- 2018 Cardinals Minor League Pitcher of the Year.
- Has not lost three straight decisions dating back through his freshman year at Mississippi State (2014) including all of his appearances in Minor and Major League Baseball.
- Missed the end of the 2020 season and the majority of 2021 while recovering from Tommy John ligament replacement surgery on his right elbow, performed by Dr. George Paletta in September 2020. Exited a start after 2.0 innings due to a right elbow strain, Sept. 17, 2020 at Pittsburgh.
- Among active pitchers with 49 or more decisions, ranks 9th in career winning percentage (.653, 32-17) with three Dodgers leading the list: Julio Urias (.742, 49-17), Walker Buehler (.742, 46-16) & Clayton Kershaw (.694, 197-87).
- Won a team-leading 16 games in 2019, becoming the first Cardinals rookie to lead the team in victories since Matt Morris (12 in 1997). His 16 wins were the most by a Cardinals rookie since Dick Hughes (16 in 1964). His .696 win pct. (16-7) was the best by Cardinals rookie since Hughes (.727, 16-6) in 1964.
- Hudson's .818 home winning pct. ranked 5th among all Cardinals rookie starters and highest since Harvey Haddix (.867, 13-2) in 1953.
- Led NL in walks (87) in 2019, the first Cardinal to do so since Ken Hill (99) in 1989.
- Pitched 174.2 innings in 2019, most by a St. Louis rookie in the regular season since Rick Ankiel (175.0) in 2000.
- In 2019, became the majors first rookie pitcher with 15+ wins & 1+ save in a season (min. 25 GS) since Yankees' Ron Guidry (16-7, 1 save in 31 games/25 starts) in 1977.
- Led all of Major League Baseball in 2019 in ground ball-fly ball ratio (3.09) and Ground Ball percentage (57.1).
- Since ground ball-fly ball ratio became a recorded stat in 1987, his 3.09 in 2019 was 3rd-best single-season mark by a rookie in MLB history, behind Arizona's Brandon Webb (3.44 in 2003) and Texas' Kevin Brown (3.31 in 1989).
- Threw a career-high 6.2 hitless innings to start a game vs. MIL (8/19/19).
- 2018 SiriusXM Futures Game selection in Washington D.C. for Team USA.
- 2017 Pacific Coast League Champions.

Busch Stadium Career

- Currently sports the 2nd-lowest ERA (2.54) in Busch Stadium III history (minimum 200.0 innings pitched), trailing Shelby Miller (2.46).
- Has a .773 (17-5) career winning percentage at Busch Stadium III. Best among any Cardinals pitcher with 20 or more decisions.
- His .773 home winning percentage ranks T-13th all-time in Major League history and ranks 2nd by a Cardinals pitcher behind Johnny Beazley (.882), who was 15-2 at Sportsman's Park from 1941-46.
- Ranks 9th among Cardinals pitchers in opponent batting average at the ballpark (.221). Ryan Helsley (.190) and Jack Flaherty (.190) lead the list.

AWARDS & HONORS

**Baseball America MLB All-Rookie Team
Starting Pitcher**
2019: St. Louis

Cardinals Minor League Pitcher of the Year
2018: Memphis (AAA)

Baseball America Triple-A All-Star - SP
2018: Memphis (AAA)

SiriusXM All-Star Futures Game Selection
2018: USA

Pacific Coast League Pitcher of the Year
2018: Memphis (AAA)

Pacific Coast League Post-Season All-Star
2018: Memphis (AAA)

Pacific Coast League Mid-Season All-Star
2018: Memphis (AAA)

Pacific Coast League Championship
2017: Memphis (AAA)

Texas League Pitcher of the Year
2017: Springfield (AA)

Texas League Post-Season All-Star
2017: Springfield (AA)

Texas League Mid-Season All-Star
2017: Springfield (AA)

CAREER MILESTONES

Major League Debut
July 28, 2018 vs. Chicago Cubs

First Major League Win
July 30, 2018 vs. Colorado

First Major League Strikeout
July 28, 2018 vs. Chicago Cubs
(7th inning, Kyle Schwarber, swinging)

First Major League Start
March 30, 2019 at Milwaukee

First Major League Save
April 3, 2019 at Pittsburgh

100th Career Major League Strikeout
July 23, 2019 at Pittsburgh
(6th inning, Kevin Stallings, swinging)

Postseason Career

- Started Game 4 of the 2019 NLDS vs. Atlanta and Game 4 of the 2019 NLCS at Washington, joining Michael Wacha (2013), Kyle Lohse (2012) and Chris Carpenter (2011) as one of four Cardinals to start two elimination games in the same postseason.
- Joined teammate Jack Flaherty (age 23), marking the 6th time St. Louis featured two starting pitchers age 25 or younger in the same postseason, joining Paul Dean & Dizzy Dean (1934); Nelson Briles & Steve Carlton (1967); John Stuper & Dave LaPoint (1982), Greg Mathews & Joe Magrane (1987); Joe Kelly & Michael Wacha (2013).

2022

- NL Ranks:** Walks (61, T-4th), Ground Into Double Plays (25, T-1st), GIDP situations (142, T-3rd), GIDP Pct (17.6%, 11th). **MLB Ranks:** Ground Into Double Plays (25, T-1st)
- Pitched his first full season after missing the end of the 2020 season and the first five months of 2021 with Tommy John surgery.
- Ranked 3rd among Cardinals starting pitchers in innings pitched (139.2) and games started (26), while ranking 4th in strikeouts (78) and wins (8).
- Was placed on the Injured List July 15 with a neck strain. Missed 12 games, was reinstated on July 30 and made one rehab start for Memphis (AAA) vs. Gwinnett (7/24).
- Was optioned to Memphis (AAA) on Sept. 5 and made a pair of starts (9/6 & 9/11) for the Redbirds, both against Norfolk. Was 1-1 with a 1.69 ERA (16.0 IP/3 ER) and worked 8.2 IP on 9/6 in 12-0 win and 7.1 on 9/11 in 9-2 defeat.
- Posted the lowest single-season ground ball percentage (53.5) of his career, but forced opponents into 25 ground into double plays, the highest of his career.
- Tied with Kyle Wright (ATL) and Framber Valdez (HOU) for the Major League lead in ground into double plays with 25.
- Would have led MLB in GIDP/9 IP (1.61) but did not meet innings qualifications. He induced a double play in 13 of his last 16 appearances (18 GIDP's total).
- Threw a career-high 8.0 innings vs. CIN (9/17-Game 1), allowing an unearned run while scattering seven hits in the 5-1 win.
- Posted Cardinals 5th-longest scoreless streak of the season at 13.2 IP from April 23-May 3.
- Worked 3.0 scoreless innings in relief vs. the Dodgers (9/24), his lone relief appearance of the season. Also had one relief outing in 2021 and 2019.
- Allowed just one home run in the month of August (25.0 IP), a two-run shot by his former batterymate Austin Romine on 8/30 at Great American Ball Park.
- Ran off a career-best 46.1 homerless innings streak from 5/8-6/23. It was longest by a Cardinals pitcher since Trevor Rosenthal's 54.0 IP in 2015.

2022 POSTSEASON: Was not on the Cardinals postseason 26-man roster, but remained with the team on the Taxi Squad in St. Louis.

LOWEST CAREER ERA - BUSCH STADIUM III

Rank	W-L	ERA	IP	Seasons
1. Shelby Miller	14-9	2.46	208.1	2012-15
2. Dakota Hudson	17-5	2.54	202.0	2018-22
3. Miles Mikolas	20-16	2.60	325.2	2012-22
4. Chris Carpenter	32-15	2.61	476.1	2006-12
5. Jack Flaherty	19-13	2.84	259.2	2017-22

Minimum 200.0 innings pitched

HOME WINNING PCT IN MLB SINCE 2018

Rank	W-L	PCT	IP	Seasons
1. Cal Quantrill	20-3	.870	276.0	2019-22
2. Brandon Woodruff	22-5	.815	286.0	2018-22
3. David Price	16-4	.800	201.2	2018-22
4. Blake Treinen	19-5	.792	131.2	2018-22
5. Dakota Hudson	17-5	.773	202.0	2018-22

Minimum 20 Decisions

HOME WINNING PCT - BUSCH STADIUM III

Rank	W-L	PCT	IP	Seasons
1. Seth Maness	11-2	.846	120.1	2013-16
2. John Lackey	14-4	.778	181.1	2014-17
3. Dakota Hudson	17-5	.773	202.0	2018-22
4. Ryan Helsley	9-3	.750	82.1	2019-22
5. Jason Motte	14-5	.737	163.0	2008-17

All Teams Played Included

BACKGROUND/PERSONAL

- Graduated from Sequatchie County High School in Dunlap, Tenn., in 2013.
- Named First Team All-State by the Tennessee Baseball Coaches Association after striking out 124 batters and posting a 1.09 ERA his senior year.
- Originally selected by the Texas Rangers in the 36th round of the June, 2013 First-Year Player Draft, but did not sign.
- Played college baseball at Mississippi State.
- Is the first student-athlete from his local area to play SEC baseball.
- Finished his career with the Bulldogs, 11-8 with a 3.00 ERA and 151 strikeouts over 147.0 innings pitched.
- Named 2016 Team Captain and semi-finalist for the Golden Spikes Award and Dick Howser Trophy, becoming the first Bulldog to be a Golden Spikes semifinalist since Will Clark won the award in 1985.
- Led the Bulldogs in wins (9), innings (113.0) and strikeouts (115) during his junior year and also led the SEC in innings.
- Named SEC Pitcher of the Week three times in 2016.
- Was 9-5 with a 2.55 ERA in 17 starts his junior year as the Friday Night starter in the rotation.
- Posted school-record streaks of 34.2 innings and 27.0 innings without an earned run during his junior (2016) season with the Bulldogs.
- Played summer ball for the San Luis Obispo Blues of the California Collegiate League in 2014
- He and his wife, Ashlen, reside in Leawood, Kansas, with their sons, Nolan (5/7/2018), Cooper (1/5/2020), and Rhys (1/14/22).



ANDREW KNIZNER

7

HT: 6-1 WT: 215 B/T: R/R BIRTH DATE: 2/3/1995 ML SERVICE: 3.021

(KIZZ-ner)**FULL NAME:** Andrew Robert Knizner**BORN:** Glen Allen, Virginia**OPENING DAY AGE:** 28**BECAME A CARDINAL:** Selected in the seventh round (226th overall) of the June, 2016 First-Year Player Draft**CONTRACT STATUS:** Signed through 2023**MLB DEBUT:** June 2, 2019 vs. Chicago Cubs**CATCHER**

COMPLETE RECORD

Year	Team	AVG	G	AB	R	H	2B	3B	HR	RBI	SH	SF	HBP	BB	IBB	SO	SB	CS	GDP	SLG	OBP	E
2016	Johnson City	.319	53	185	35	59	12	1	6	42	0	2	14	21	0	21	0	0	8	.492	.423	2
2017	Peoria	.279	44	179	18	50	10	1	8	29	0	0	3	9	1	22	1	1	6	.480	.325	0
	Springfield	.324	51	182	27	59	13	0	4	22	0	4	2	14	0	27	0	1	7	.462	.371	3
2018	Memphis	.315	17	54	3	17	5	0	0	4	1	0	2	4	0	8	0	0	3	.407	.383	1
	Springfield	.313	77	281	39	88	13	0	7	41	1	5	3	23	1	40	0	1	7	.434	.365	4
2019	Memphis	.276	66	246	41	68	10	0	12	34	0	2	8	24	1	37	2	0	6	.463	.357	5
	ST. LOUIS	.226	18	53	7	12	2	0	2	7	0	0	1	4	0	14	2	0	3	.377	.293	1
2020	ST. LOUIS	.250	8	16	1	4	1	0	0	4	0	1	0	0	0	5	0	0	2	.313	.235	1
2021	ST. LOUIS	.174	63	161	18	28	7	0	1	9	0	0	4	20	2	39	0	0	7	.236	.281	3
2022	ST. LOUIS	.215	97	260	28	56	10	0	4	25	1	0	6	26	0	62	0	1	9	.300	.301	6
MINOR TOTALS		.303	308	1127	163	341	63	2	37	172	2	13	32	95	3	155	3	3	37	.461	.369	15
MAJOR TOTALS		.204	186	490	54	100	20	0	7	45	1	1	11	50	2	120	2	0	21	.288	.292	11

Note: Major League Uniform Numbers Worn: 7 (2019-present)

WILD CARD SERIES RECORD

Year	Team	AVG	G	AB	R	H	2B	3B	HR	RBI	SH	SF	HBP	BB	IBB	SO	SB	CS	GDP	SLG	OBP	E	
2020	STL at SD	DID NOT PLAY -- ON POSTSEASON ROSTER																					
2021	STL at LAD	DID NOT PLAY -- ON POSTSEASON ROSTER																					
2022	STL vs. PHI	DID NOT PLAY -- ON POSTSEASON ROSTER																					
W.C. TOTALS		-	0	0	0	0	0	0	0	0	0	0	0	0	0	0	0	0	0	0	-	-	0

REGULAR SEASON FIELDING RECORD

Position	PCT	G	PO	A	E	TC	DP	PB	CS	ATT	PCT	P-OFF
Pitcher	---	1	0	0	0	0	0					
Catcher	.991	170	1106	54	11	1171	13	5	17	57	.298	0
First Base	1.000	7	17	0	0	17	1					

Note: 2018: Led Pacific Coast League catchers in runners caught stealing (25).

REGULAR SEASON PITCHING RECORD

Year	Team	W-L	ERA	G	GS	CG	GF	SHO	SV	IP	H	R	ER	HR	HBP	BB	IBB	SO	WP	BK	BA
2022	ST. LOUIS	0-0	0.00	1	0	0	1	0	0	0.2	1	0	0	0	0	0	0	0	0	0	.333

2022 SEASON HIGHS

Most Hits: 3, twice. Last: 7/12 vs. Los Angeles Dodgers
Most Runs: 3, 8/20 at Arizona
Most 2Bs: 1, 10x. Last: 10/4 at Pittsburgh
Most HRs: 1, 4x. Last: 9/28 at Milwaukee
Most RBI: 3, 3x. Last: 7/12 vs. Los Angeles Dodgers
Most BBs: 2, 6/18 at Boston
Most HBPs: 1, 6x. Last: 8/27 vs. Atlanta
Longest Hitting Streak: 6 games, 8/20-8/29

CAREER HIGHS

Most Hits: 3, twice. Last: 7/12/22 vs. Los Angeles Dodgers
Most Runs: 3, 8/20/22 at Arizona
Most 2Bs: 1, 20x. Last: 10/4/22 at Pittsburgh
Most HRs: 1, 7x. Last: 9/28/22 at Milwaukee
Most RBI: 3, 3x. Last: 7/12/22 at Los Angeles Dodgers
Most BBs: 3, twice. Last: 7/25/21 at Cincinnati
Most SBs: 1, twice. Last: 8/4/19 at Oakland
Most HBP: 1, 11x. Last: 8/27/22 vs. Atlanta
Longest Hitting Streak: 6 games 8/20-8/29/22

CAREER NOTES

- Started 124 career games, with a career-high 64 in 2022, surpassing his previous total (60) from the first three years of his career.
- Made the Cardinals Opening Day roster for the past three seasons (2020-22).
- Was on the Postseason Roster for the 2020-22 seasons, but did not appear in any of the games.
- Was the only MLB catcher during the 2022 season to hit safely and score a run in six consecutive games played (8/20-29).
- Caught 12 shutouts over his career, including three consecutive in 2021 (5/7, 5/13 & 5/26). Ranks T-12th among MLB catchers since the start of 2021.
- Has thrown out 30% (17 CS/57 SB ATT) of attempted basestealers in his Major League career.
- Set the Cardinals franchise record for consecutive three-walk games by a catcher when he pulled off the feat in back-to-back games at Cincinnati (7/24-7/25/2021).
- Has only spent seven days on the Injured List in his entire professional career (8/5-8/12/2018) while in Springfield (AA) with a left ear laceration.
- Rated as the Pacific Coast League's "Best Defensive Catcher" after the 2019 season by *Baseball America*.
- 2018 SiriusXM All-Star Futures Game participant on Team USA. Entered the game defensively in top of the 6th & caught four innings, beginning with Cardinals teammate Dakota Hudson.
- Played for Surprise in the 2017 Arizona Fall League and was selected to play in the AFL Rising Stars game, catching three innings in reserve.
- Played for Tigres de Licey in the 2021-22 Dominican Winter League for the first time in his career.
- High school infielder began his college baseball career at third base, but was converted to catcher his sophomore season at North Carolina State University.

2022

- Led Cardinals with 685.1 innings caught, becoming the first catcher to do so other than Yadier Molina since Mike Matheny in 2004.
- Posted career highs in games (97), runs (28), hits (56), doubles (10), home runs (4), and RBI (25).
- Posted career-highs with three hits (vs. MIL 4/15 & vs. LAD 7/12) and three RBI (vs. KC 4/12 & LAD 7/12), all Cardinals wins.
- Was the only catcher in MLB in 2022 to hit safely and score a run in six consecutive games played (8/20-8/29).
- Collected 11 of his 14 multi-hit games while on the road.
- Caught six shutout wins and has 12 since the start of 2021, T12th among MLB catchers.
- Made his first career MLB pitching appearance recording the final two outs of the game in an 11-4 loss vs. ATL (8/26).
- Became the first Cardinals position player to homer a day after pitching (Bobby Bonilla, 8/27/2001 vs. Atlanta).
- Threw out 25.0% (7 CS/28 SB ATT) of attempted basestealers.
- Ranked T-3rd among National League catchers with six double plays turned trailing only JT Realmuto (11) and Willson Contreras (8).
- Ranked 4th among qualified NL catchers in stolen base percentage (78.6).
- Recorded his 100th career hit, a 9th inning single off Yohan Ramirez at Pittsburgh (10/4).

2022 POSTSEASON: Was on the roster for the third consecutive postseason, but did not play in either of the two Wild Card games against Philadelphia at Busch Stadium.



BACKGROUND/PERSONAL

- Played High School Baseball at Hanover High School in Mechanicsville, Virginia. Helped his team to the 2013 Virginia AAA State Championship as an All-State Shortstop.
- Played football as a quarterback and punter.
- Played college baseball at North Carolina State University where he was a third baseman and catcher during his career.
- While at North Carolina State University, was teammates with New York Yankees pitcher Carlos Rodón and Philadelphia Phillies shortstop Trea Turner.
- Ended his three-year career with the Wolfpack batting .312 with 15 HR and 119 RBI over 169 games.
- Batted .316 (6-19) with six RBI in the 2016 Raleigh NCAA Regional, falling to eventual NCAA Champion Coastal Carolina.
- Was a Louisville Slugger freshman All-American playing third base and moved to catcher, where he was second team All-Atlantic Coast Conference and preseason third team All-American as a junior.
- Was a CoSIDA Second Team Academic All-American.
- Played for the Wareham Gateman in the Cape Cod League over the 2014-15 seasons. Threw out 40% (6 CS/15 SB ATT) of attempted base stealers in his second year when converting from infielder to catcher.
- His uncle, Matt, was a quarterback at Penn State and was on the 1986 National Championship Nittany Lion squad.
- Resides in Raleigh, North Carolina.

AWARDS & HONORS

Baseball America
Best Defensive Catcher - Pacific Coast League
 2019: Memphis (AAA)

Pacific Coast League Mid-Season All-Star
 2019: Memphis (AAA)

Triple-A National Championship
 2018: Memphis (AAA)

Pacific Coast League Championship
 2018: Memphis (AAA)

All-Star Futures Game Selection - USA
 2018: Springfield (AA)

Midwest League Mid-Season All-Star
 2017: Peoria (A)

Arizona Fall League Rising Star
 2017: Surprise Saguaros

Appalachian League Post-Season All-Star
 2016: Johnson City (R)

Class AAA Virginia High School State Baseball Championship
 2013: Hanover High School

CAREER MILESTONES

Major League Debut
 June 2, 2019 vs. Chicago Cubs

First Career Major League Hit
 July 17, 2019 vs. Pittsburgh
 (2nd inning, double, off Chris Archer)

First Career Major League Home Run
 July 24, 2019 at Pittsburgh
 (2nd inning, 2-run, off Jordan Lyles)

100th Career Major League Hit
 October 4, 2022 at Pittsburgh
 (9th inning, single, off Yohan Ramirez)



KYLE
LEAHY

79

HT: 6-4 WT: 215 B/T: S/R BIRTH DATE: 6/4/1997 ML SERVICE: 0.000

(lay-hee)

FULL NAME: Kyle Yandow Leahy

BORN: Longmont, Colorado

OPENING DAY AGE: 25 (Turns 26 on June 4)

BECAME A CARDINAL: Selected by the Cardinals in the 17th round (513th overall) of the 2018 First-Year Player Draft

CONTRACT STATUS: Signed through 2023

PITCHER (NON-ROSTER) 

COMPLETE RECORD

Year	Team	W-L	ERA	G	GS	CG	GF	SHO	SV	IP	H	R	ER	HR	HBP	BB	IBB	SO	WP	BK	BA
2018	Johnson City	4-3	5.52	13	10	0	2	0	2	58.2	88	48	36	7	2	11	0	45	3	0	.345
2019	Springfield	0-0	0.00	1	0	0	1	0	0	3.0	1	0	0	0	0	0	0	2	0	0	.091
	Palm Beach	1-5	6.30	6	6	0	0	0	0	30.0	43	27	21	3	0	12	2	19	0	0	.336
	Peoria	4-8	3.00	16	16	1	0	0	0	90.0	78	33	30	4	3	22	0	81	4	0	.231
2020	DID NOT PITCH -- NO MiLB SEASON																				
2021	Springfield	0-8	8.20	25	10	0	4	0	0	86.2	130	86	79	17	3	44	0	63	6	1	.352
2022	Memphis	0-0	7.36	1	0	0	0	0	0	3.2	4	3	3	1	0	1	0	2	0	0	.286
	Springfield	10-7	5.23	27	26	0	0	0	0	141.0	155	90	82	22	7	*71	0	144	7	0	.280
MINOR TOTALS		19-31	5.49	89	68	1	7	0	2	413.0	499	287	252	54	15	161	2	356	20	1	.299

*Led league

CAREER NOTES

- Led all Cardinals and ranked 10th overall among all minor league pitchers with a career-high 144.2 innings pitched.
- Pitched for Salt River in the 2022 Arizona Fall League. Made nine relief appearances and struck out 21 batters over 14.1 innings pitched.
- Struck out a career-high 10 batters twice (6/25/19 at Clinton & 7/11/19 vs. Lansing).

2022

- Pitched between Springfield (AA) and Memphis (AAA) in 28 appearances (26 starts) overall. Ended season with a 3.2-inning relief outing vs. AAA-Gwinnett (9/21).
- Set a Springfield (AA) single-season record with 144 strikeouts, surpassing Austin Gomber (140) in 2017.
- Made one relief appearance at Springfield backing up a rehab start by Steven Matz (9/10 vs. San Antonio). Picked up his 10th win tying with Gordon Graceffo for 2nd-most among Cardinals minor leaguers.
- Led all Cardinals minor league pitchers with 144.2 innings pitched and ranked 2nd with 146 strikeouts and 26 starts.
- Made nine starts of 6.0+ IP, all quality starts. Threw season-high 7.0 IP twice (vs. Amarillo 5/10 & at NW Arkansas 8/26).
- Struck out a season-high nine batters twice (at NW Arkansas 7/22 & at Tulsa 9/16).
- Went 21.0 innings without an earned run (8/26-9/16).

BACKGROUND/PERSONAL

- Graduated from Erie (CO) High School. Named Boulder County Player of the Year and was selected to play at the High School Futures Game at Coors Field.
- Played college baseball at Colorado Mesa University. Posted a 13-0 record with a 1.41 ERA during his sophomore season earning First Team All-American, First Team Academic All-American and was the South Central Regional Tournament MVP.
- Finished his college career with a 22-2 mark and a 3.13 ERA over 204.1 innings with six complete games. Allowed nine home runs to 852 total batters faced while pitching in high altitude (Grand Junction - 4,583 ft above sea level).
- His father, Tim, played college basketball at Kansas State, while his uncle Thomas Leahy played in the Braves organization (1991-93) advancing to Durham (High-A).
- Resides in Boulder, Colorado.



MATTHEW LIBERATORE 52

HT: 6-5 WT: 215 B/T: L/L BIRTH DATE: 11/6/1999 ML SERVICE: 0.028

(LIBB-er-uh-tore)

FULL NAME: Matthew Joseph Liberatore

BORN: Peoria, Arizona

OPENING DAY AGE: 23

BECAME A CARDINAL: Acquired from Tampa Bay Rays with C Edgardo Rodriguez and Rays Comp. B draft pick for OF José Martínez, OF Randy Arozarena and Cardinals Comp. A draft pick, Jan. 9, 2020

CONTRACT STATUS: Signed through 2023

MLB DEBUT: May 21, 2022 at Pittsburgh

PITCHER

COMPLETE RECORD

Year	Team	W-L	ERA	G	GS	CG	GF	SHO	SV	IP	H	R	ER	HR	HBP	BB	IBB	SO	WP	BK	BA	
2018	GCL Rays	1-2	0.98	8	8	0	0	0	0	27.2	16	7	3	0	3	11	0	32	1	0	.170	
	Princeton	1-0	3.60	1	1	0	0	0	0	5.0	5	2	2	0	0	2	0	5	0	0	.294	
2019	Bowling Green	6-2	3.10	16	15	1	0	0	0	78.1	70	33	27	2	4	31	0	76	6	3	.237	
2020	DID NOT PITCH -- ALTERNATE TRAINING SITE ONLY																					
2021	Memphis	9-9	4.04	22	18	0	0	0	0	124.2	123	66	56	19	4	33	0	123	3	1	.257	
2022	ST. LOUIS	2-2	5.97	9	7	0	1	0	0	34.2	42	23	23	5	1	18	0	28	5	0	.304	
	Memphis	7-9	5.17	22	22	0	0	0	0	115.0	118	68	66	16	10	41	0	116	4	1	.269	
MINOR TOTALS		24-22	3.95	69	64	1	0	0	0	350.2	332	176	154	37	21	118	0	352	14	5	.251	
MAJOR TOTALS		2-2	5.97	9	7	0	1	0	0	34.2	42	23	23	5	1	18	0	28	5	0	.304	

Note: Major League Uniforms Worn: 52 (2022-present)

WILD CARD SERIES RECORD

Year	Team	W-L	ERA	G	GS	CG	GF	SHO	SV	IP	H	R	ER	HR	HBP	BB	IBB	SO	WP	BK	BA
2022	STL vs. PHI	NOT ON POSTSEASON ROSTER - ST. LOUIS TAXI SQUAD																			

REGULAR SEASON FIELDING RECORD

Position	PCT	G	PO	A	E	TC	DP
Pitcher	1.000	9	0	2	0	2	0

CAREER TRANSACTIONS

- Selected by the Tampa Bay Rays in the first round (16th overall) of the June 2018 First-Year Player Draft.
- Acquired by the St. Louis Cardinals from the Tampa Bay Rays along with C Edgardo Rodriguez and Rays Compensation draft pick B (RHP Tink Hence) in exchange for OF José Martínez, OF Randy Arozarena and Cardinals Compensation draft pick A (INF Alika Williams), January 9, 2020.

2022 SEASON & CAREER HIGHS

Most IP (Starter): 5.0, 3x. Last: 10/5/22 at Pittsburgh
Most IP (Relief): 2.2, 8/23/22 at Chicago Cubs [2]
Most Strikeouts (Starter): 6, 5/28/22 vs. Milwaukee
Most Strikeouts (Relief): 3, 8/23/22 at Chicago Cubs [2]
Most Walks (Starter): 4, 10/5/22 at Pittsburgh
Most Walks (Relief): 0, twice. Last: 8/23/22 at Chicago Cubs [2]
Most Runs Allowed (Starter): 5, twice. Last: 10/5/22 at Pittsburgh
Most Runs Allowed (Relief): 3, 7/12/22 vs. Los Angeles Dodgers
Most Earned Runs Allowed (Starter): 5, twice. Last: 10/5/22 at Pittsburgh
Most Earned Runs Allowed (Relief): 3, 7/12/22 vs. Los Angeles Dodgers
Most Hits Allowed (Starter): 7, twice. Last: 7/2/22 at Philadelphia
Most Hits Allowed (Relief): 4, 7/12/22 vs. Los Angeles Dodgers
Most HRs Allowed: 3, 6/2/22 at Chicago Cubs
Longest Winning Streak: 1 game, twice. Last: 6/14/22
Longest Scoreless Streak: 6.0 IP, 6/14-7/2/22
Last Relief Appearance: 8/23/22 at Chicago Cubs [2]

CAREER NOTES

- Enters 2023 Spring Training on the Cardinals Major League 40-player roster for the first time after being an invite for three consecutive years (2020-22), with each season entering as the Cardinals youngest pitcher in camp.
- 2021 Cardinals Minor League Pitcher of the Year
- Did not allow an extra-base hit to a left-handed batter over his final 38 total batters faced to end the 2022 season.
- In his first season of play in the Cardinals organization (2021), set career highs and led the Cardinals organization in wins (9), innings pitched (124.2), and strikeouts (123).
- Is a friend and former childhood teammate of Cardinals minor league infielder Nolan Gorman.
- Pitched in two games for Team USA during the 2021 qualifying round of the delayed 2020 Tokyo Olympics.
- Started for the National League in the 2021 SiriusXM All-Star Futures Game at Coors Field. Worked a perfect first frame on 13 pitches, retiring a trio of then-Top 10 prospects in Bobby Witt Jr., Jarred Kelenic and Julio Rodríguez.
- Helped lead Team USA 18U to the Gold Medal at the 2017 World Cup firing 12 scoreless innings in the Gold Medal Game.
- Enters the 2023 season ranked as the No. 4 prospect in the Cardinals organization (No. 79 overall) by *Baseball America*.
- Previously ranked as the No. 3 Cardinals prospect (No. 50 overall) in 2022, and the No. 2 prospect in both 2021 and 2020
- Rated as having the “Best Changeup” in the organization in 2022, and “Best Curveball” in the Rays (2019) and Cardinals (2020) organizations by *Baseball America*.
- Following the 2019 season, ranked as the Midwest League’s No. 2 overall prospect by *Baseball America*.
- Also obtained in the 2020 trade package that netted Liberatore from Tampa Bay was the Rays Competitive Balance Round B selection in the 2020 MLB Draft (63rd overall), which St. Louis used to select minor league pitcher and current prospect Tink Hence.

CAREER MILESTONES

Major League Debut
May 21, 2022 at Pittsburgh

First Major League Start
May 21, 2022 at Pittsburgh

First Major League Win
May 28, 2022 vs. Milwaukee

First Major League Strikeout
May 21, 2022 at Pittsburgh
(1st inning, Michael Chavis, swinging)

AWARDS & HONORS

International League Pitcher of the Week
2022: Memphis (AAA) - April 18-24

Cardinals Minor League Pitcher of the Year
2021: Memphis (AAA)

Triple-A East Post-Season All-Star - LHP
2021: Memphis (AAA)

Sirius/XM All-Star Futures Game Selection
2021: National League

Cardinals Minor League Pitcher of the Month
2021: Memphis (AAA) - August
2021: Memphis (AAA) - June

Rays Minor League Pitcher of the Month
2019: Bowling Green (A) - June
2018: Princeton (R) - August

Baseball American Rookie All-Star
2018: Princeton (R)

Arizona High School State Runner-Up
2018: Mountain Ridge (6A)
2016: Mountain Ridge (Division 1)

Arizona Gatorade Player of the Year
2018: Mountain Ridge (6A)

World Cup Gold Medal - 18U
2017: United States

Under Armour All-America Game MVP
2017: American League



2022

- Began the season on the Memphis (AAA) roster before having his contract selected on May 20. Made 22 starts in Memphis (AAA), ranking 2nd on the club behind Connor Thomas.
- Made his Major League debut at Pittsburgh (5/21) and threw 4.2 innings in a no-decision as the Cardinals won 5-4.
- Earned his first Major League win vs. Milwaukee (5/28) in his second career start and his first home start, with 5.0 scoreless innings of three-hit ball and six strikeouts.
- Became the first Cardinals left-handed pitcher to strike out six or more batters in his home debut since Joe Magrane in 1987.
- Closed out the final 2.2 innings allowing three runs in the second game of a doubleheader at Chicago Cubs (8/23).
- Was recalled as the 27th roster player twice during the season (vs. Pittsburgh 6/14 & at Chicago Cubs 8/23).
- Had three scoreless starts on the season of 4.0 innings or more of his seven total starts.
- Five of his seven starts were on the road. Had extreme home/road splits posting a 2-0 record with 2.19 ERA in three home appearances and 0-2 with an 8.06 ERA in six road outings.
- Held his opposition to a .171 batting average (6-35) with runners in scoring position.
- Only allowed one extra-base hit to left-handed batters during the season, Yoshi Tsutsugo (5/21 at Pittsburgh), his second left-handed batter faced. Then allowed only seven singles to his next 38 left-handed batters faced the rest of the season.
- Started the final game of the season at Pittsburgh (10/5) and took the loss allowing five runs over 5.0 innings.
- Led Memphis with 116 strikeouts and ranked 8th among International League pitchers.
- Struck out a season-high 10 batters at Jacksonville (8/7) over 6.0 innings.
- Made four scoreless starts in Memphis, all over 6.0 innings.
- International League Pitcher of the Week (4/18-24).

2022 POSTSEASON: Was not on the postseason roster, but remained on the Cardinals Taxi Squad in St. Louis.

BACKGROUND/PERSONAL

- Graduated from Mountain Ridge High School in Glendale, Arizona.
- Had signed his letter of intent to the University of Arizona.
- 2018 Arizona High School Gatorade Player of the Year, and finalist for Gatorade National Player of the Year.
- Posted marks of 8-1 with an 0.93 ERA and 104 strikeouts in 60.1 innings during his senior year (15.51 K/9 IP).
- Was a childhood teammate and is a friend of current Cardinals minor league infielder Nolan Gorman.
- Both played in the American Youth Baseball Hall of Fame tournament at Cooperstown Dreams Park in 2012 and on the same World Cup team in 2017, winning the Gold Medal in Canada.
- Ranked by *Baseball America* as the No. 2 overall player in the 2018 MLB draft.
- Originally selected by the Rays in the first round (16th overall) of the June, 2018 First-Year Player Draft, making him the highest drafted high school player in Rays franchise history.
- Threw 12.0 scoreless innings against Korea to win the Gold Medal Game in the 18U World Cup Championship.
- Was a member of Mountain Ridge's two State Runner-Up teams in 2016 and 2018. Lost to close friend and current teammate Nolan Gorman and Sandra Day O'Connor HS in the 2018 championship, but did not pitch in the game.
- Helped lead Mountain Ridge to the Arizona Division 1 (now Class 6A) State Runner-Up in 2016 before they were defeated by Hamilton HS led by pitcher Cole Bellinger (brother of Cody Bellinger), which came out of the elimination bracket. Defeated O'Connor High School, led by Nolan Gorman, in the Opening Game.
- Grew up idolizing Hall of Fame pitcher Sandy Koufax.
- Resides in Punta Gorda, Florida.



RYAN

LOUTOS

96

HT: 6-5 WT: 239 B/T: R/R BIRTH DATE: 1/29/1999 ML SERVICE: 0.000

(loo-tus)

FULL NAME: Ryan William Loutos

BORN: Elk Grove Village, Illinois

OPENING DAY AGE: 24

BECAME A CARDINAL: Signed by the Cardinals as a non-drafted minor league free agent, July 22, 2021.

CONTRACT STATUS: Signed through 2023

PITCHER (NON-ROSTER)

COMPLETE RECORD

Year	Team	W-L	ERA	G	GS	CG	GF	SHO	SV	IP	H	R	ER	HR	HBP	BB	IBB	SO	WP	BK	BA
2021	Palm Beach	1-2	5.56	12	1	0	4	0	0	22.2	28	15	14	0	2	6	0	26	1	0	.292
2022	Memphis	0-3	6.33	22	2	0	8	0	2	27.0	44	20	19	4	1	12	1	29	3	0	.373
	Springfield	1-1	1.61	15	0	0	11	0	3	22.1	14	5	4	0	1	10	0	26	3	0	.175
	Peoria	2-2	3.14	9	0	0	9	0	4	14.1	11	7	5	1	1	3	0	17	3	0	.224
MINOR TOTALS		4-8	4.38	58	3	0	32	0	9	86.1	97	47	42	5	5	31	1	98	10	0	.283

CAREER NOTES

- Appearing in his first Major League Spring Training after signing as a non-drafted minor league free agent out of nearby Washington University of St. Louis in 2021.
- Jumped from Peoria (High-A) to Memphis (AAA) last season, arriving in Memphis on July 2 and remained with the Redbirds for the remainder of the season.
- Pitched for Salt River in the 2022 Arizona Fall League, making nine relief appearances compiling an 0-1 mark with a 2.57 ERA and a 1.00 WHIP. Struck out 13 batters over 14.0 innings and did not allow a home run.

2022

- Began the season at High-A Peoria, but was promoted to Springfield (AA) and finished the season at Memphis (AAA).
- Combined for a 3-6 record, 3.96 ERA and struck out 72 batters over 63.2 innings.
- Ranked 3rd among Cardinals minor league pitchers with nine saves and 46 appearances. Four of his nine saves were four outs or more.
- Ran off an 11.1 inning scoreless stretch from 4/27-5/19.
- Made two starts coming at Durham (7/8) and at Iowa (9/17).
- Of his 46 appearances, 24 were of four outs or more (15 scoreless) with a season-high 2.2 scoreless innings at Wichita (5/19).
- Struck out a batter in 37-of-46 appearances with a season-high five strikeouts over 2.0 innings vs. Cedar Rapids (5/13).

BACKGROUND/PERSONAL

- Graduated from Barrington (IL) High School where he was the Male Athlete of the Year award winner in 2017. Lettered in both baseball and golf.
- Posted an 0.47 ERA with 92 strikeouts his high school senior season. Illinois Class 4A All-State selection. Graduated in the Top five percent of his class.
- Played college baseball at Washington University of St. Louis where he led the Bears to the NCAA Division III World Series in 2021 posting an 11-1 record with a 1.33 ERA over 94.2 innings pitched.
- One of the most decorated players to come out of Wash U, with career marks of 17-5, 1.84 ERA and 287 strikeouts over 230 innings. Set the school record with 116 single-season strikeouts and was 3rd all-time in strikeouts and ERA.
- Named UAA Rookie of the Year in 2018 as a freshman going 5-3 with a 2.83 ERA and 75 strikeouts in 57.1 innings.
- Played two seasons for Fond du Lac of the Northwoods League, a collegiate wood bat league, posting a 4-0 record with a 4.62 ERA and 28 strikeouts over 37.0 innings.
- Resides in Barrington, Illinois.



STEVEN MATZ

32

HT: 6-3 WT: 205 B/T: R/L BIRTH DATE: 5/29/1991 ML SERVICE: 7.099

FULL NAME: Steven Jakob Matz

BORN: Stony Brook, New York

OPENING DAY AGE: 31 (Turns 32 on May 29)

BECAME A CARDINAL: Signed as a free agent, November 29, 2021

CONTRACT STATUS: Signed through 2025

MLB DEBUT: June 28, 2015 vs. Cincinnati

PITCHER

COMPLETE RECORD

Year Team	W-L	ERA	G	GS	CG	GF	SHO	SV	IP	H	R	ER	HR	HBP	BB	IBB	SO	WP	BK	BA
2012 Kingsport	2-1	1.55	6	6	0	0	0	0	29.0	16	10	5	1	1	17	0	34	0	0	.158
2013 Savannah	5-6	2.62	21	21	1	0	1	0	106.1	86	36	31	4	5	38	0	121	1	0	.225
2014 Binghamton	6-5	2.27	12	12	1	0	0	0	71.1	66	23	18	3	2	14	0	69	0	0	.248
St. Lucie	4-4	2.21	12	12	0	0	0	0	69.1	66	21	17	0	5	21	0	62	2	0	.255
2015 Las Vegas	7-4	2.19	15	14	0	0	0	0	90.1	69	25	22	6	1	31	0	94	0	0	.213
Binghamton#	1-0	0.00	2	2	0	0	0	0	11.1	2	0	0	0	0	2	0	10	0	0	.059
St. Lucie#	0-0	4.91	2	2	0	0	0	0	3.2	7	2	2	0	0	1	0	3	1	0	.412
New York (NL)	4-0	2.27	6	6	0	0	0	0	35.2	34	9	9	4	1	10	0	34	0	0	.250
2016 New York (NL)	9-8	3.40	22	22	0	0	0	0	132.1	129	53	50	14	5	31	2	129	3	1	.257
2017 Las Vegas#	0-1	6.75	3	3	0	0	0	0	13.1	13	10	10	3	0	2	0	17	0	0	.255
St. Lucie#	0-0	3.00	1	1	0	0	0	0	3.0	2	1	1	0	0	2	0	3	0	0	.182
New York (NL)	2-7	6.08	13	13	0	0	0	0	66.2	83	46	45	12	3	19	2	48	1	0	.305
2018 New York (NL)	5-11	3.97	30	30	0	0	0	0	154.0	134	77	68	25	10	58	2	152	0	0	.232
2019 New York (NL)	11-10	4.21	32	30	1	0	1	0	160.1	163	83	75	27	7	52	7	153	3	0	.260
2020 New York (NL)	0-5	9.68	9	6	0	1	0	0	30.2	42	33	33	14	0	10	0	36	2	0	.323
2021 Toronto	14-7	3.82	29	29	0	0	0	0	150.2	158	70	64	18	6	43	0	144	5	1	.265
2022 ST. LOUIS	5-3	5.25	15	10	0	1	0	0	48.0	50	28	28	8	2	10	0	54	1	0	.256
Memphis#	0-0	1.84	6	4	0	0	0	0	14.2	9	3	3	1	1	3	0	19	0	0	.176
Springfield#	0-0	7.71	2	2	0	0	0	0	2.1	3	2	2	0	0	4	0	3	0	0	.273
MINOR TOTALS	25-21	2.41	82	79	2	0	1	0	414.2	339	133	111	18	15	135	0	435	4	0	.225
MAJOR TOTALS	50-51	4.30	156	146	1	2	1	0	778.1	793	399	372	122	34	233	13	750	15	2	.261

* Led League +Tied for League Lead # Injury Rehabilitation Assignment

Note: Major League Uniform Numbers Worn: 32 (2015-20, 2022-present), 22 (2021)

WILD CARD SERIES RECORD

Year Team	W-L	ERA	G	GS	CG	GF	SHO	SV	IP	H	R	ER	HR	HBP	BB	IBB	SO	WP	BK	BA
2022 STL VS. PHI																				

Eligible - Did Not Appear

DIVISION SERIES RECORD

Year Team	W-L	ERA	G	GS	CG	GF	SHO	SV	IP	H	R	ER	HR	HBP	BB	IBB	SO	WP	BK	BA
2015 NYM vs. LAD	0-1	5.40	1	1	0	0	0	0	5.0	6	3	3	0	0	2	1	4	0	0	.286

LEAGUE CHAMPIONSHIP SERIES RECORD

Year Team	W-L	ERA	G	GS	CG	GF	SHO	SV	IP	H	R	ER	HR	HBP	BB	IBB	SO	WP	BK	BA
2015 NYM vs. CHI	0-0	1.93	1	1	0	0	0	0	4.2	4	1	1	0	0	2	0	4	0	0	.222

WORLD SERIES RECORD

Year Team	W-L	ERA	G	GS	CG	GF	SHO	SV	IP	H	R	ER	HR	HBP	BB	IBB	SO	WP	BK	BA
2015 NYM vs. KC	0-0	3.60	1	1	0	0	0	0	5.0	7	2	2	0	0	0	0	5	0	0	.333

REGULAR SEASON FIELDING RECORD

Position	PCT	G	PO	A	E	TC	DP
Pitcher	.953	156	19	124	7	150	10

Note: 2019: Tied for 1st among MLB pitchers in fielding pct. (1.000)

REGULAR SEASON BATTING RECORD

Year Team	AVG	G	AB	R	H	2B	3B	HR	RBI	SH	SF	HBP	BB	IBB	SO	SB	CS	GDP	SLG	OBP	E
MAJOR TOTALS	.170	142	176	8	30	3	1	3	13	15	1	0	7	0	50	0	0	0	.250	.201	7

Home Runs: 9/13/18 vs. Miami (Sandy Alcantara) • 9/18/18 at Philadelphia (Aaron Nola) • 6/14/19 vs. St. Louis (Tyler Webb)

CAREER TRANSACTIONS

- Selected by the New York Mets in the second round (72nd overall) of the 2009 June, First-Year Player Draft.
- On New York Mets Injured List (left lat muscle partial tear), July 6 - August 31, 2015; included injury rehabilitation assignment to Binghamton (AA) and St. Lucie (A).
- On New York Mets Injured List (left shoulder tightness), August 15, 2016 - end of the regular season.
- On New York Mets Injured List (left elbow inflammation), March 30, 2017 - June 9, 2017; included injury rehabilitation assignments to Las Vegas (AAA) and St. Lucie (A).
- On New York Mets Injured List (left ulnar nerve irritation), August 19, 2017 - end of the regular season.
- On New York Mets Injured List (left flexor pronator strain), August 3-16, 2018.
- On New York Mets Injured List (radial nerve discomfort), May 5-17, 2019.
- On New York Mets Injured List (left shoulder discomfort), August 30 - September 13, 2020.
- Traded to the Toronto Blue Jays in exchange for RHP Yennsy Diaz, RHP Sean Reid-Foley and RHP Josh Winckowski, January 27, 2020.
- On Toronto Blue Jays COVID-19 Injured List, June 13-29, 2020.
- Signed by the St. Louis Cardinals as a free agent, November 29, 2021.
- On St. Louis Bereavement List, May 3-5, 2022.
- On St. Louis Injured List (left shoulder impingement), May 23-July 16; included injury rehabilitation assignment to Memphis (AAA).
- On St. Louis Injured List (left knee strain), July 24-September 16; included injury rehabilitation assignment to Springfield (AAA).



2022 SEASON HIGHS

Most IP: 6.2, 5/12 vs. Baltimore
Most Strikeouts: 7, 3x. Last: 7/23 at Cincinnati
Most Walks: 3, 5/7 at San Francisco
Most Runs Allowed: 8, 5/7 at San Francisco
Most Earned Runs Allowed: 8, 5/7 at San Francisco
Most Hits Allowed: 9, 4/10 vs. Pittsburgh
Most HRs Allowed: 3, 5/7 at San Francisco
Longest Winning Streak: 3 games, 4/16-5/2
Longest Losing Streak: 2 games, 5/7-5/12
Longest Scoreless Streak: 8.0, 4/16-4/22

CAREER HIGHS

Most IP: 9.0, 7/27/19 vs. Pittsburgh
Most Strikeouts: 11, 9/1/18 at San Francisco
Most Walks: 5, 3x. Last: 9/28/19 vs. Atlanta
Most Runs Allowed: 8, 3x. Last: 5/7/22 at San Francisco
Most Earned Runs Allowed: 8, twice. Last: 5/7/22 at San Francisco
Most Hits Allowed: 10, 5x. Last: 5/20/21 vs. Boston
Most HRs Allowed: 3, 4x. 5/7/22 at San Francisco
Longest Winning Streak: 7 games, 4/17-5/25/16
Longest Losing Streak: 7 games, 7/9/17-4/1/18
Longest Scoreless Streak: 19.0, 5/20-31/16
Complete Games: 1, 7/27/19 vs. Pittsburgh
Low-Hit Complete Game: 5, 7/27/19 vs. Pittsburgh
Shutouts: 1, 7/27/19 vs. Pittsburgh
10+ Strikeout Games: 3. Last: 5/25/21 at New York Yankees (10)
Last Relief Appearance: 10/3/22 at Pittsburgh

CAREER NOTES

- Joined the Cardinals on a four-year contract (2022-25) after previously pitching for the New York Mets (2015-20) and Toronto Blue Jays (2021) organizations.
- In 2021, tied for the American League lead with 14 wins among left-handed pitchers.
- Since 2021, his 19 total wins rank T-10th among MLB left-handers, with Julio Urias (37) leading the list.
- From 2018-21, pitched 150 or more innings in each of baseball's three full seasons played in that span.
- Has landed on the Injured List 11 times over his Major League career, missing time in every season except for 2021 in which he missed time for a positive COVID-19 test.
- Also missed the 2010 and 2011 minor league seasons after undergoing Tommy John ligament replacement surgery.
- His one career complete game shutout is also a "Maddux" where he threw 99 pitches on July 27, 2019 vs. Pittsburgh.
- Finished 6th in the 2016 NL Rookie of the Year voting, going 9-8 with a 3.40 ERA, and 1.21 WHIP in 22 starts.
- Tossed 7.1 no-hit innings vs. San Diego (8/14/16) before allowing an Alexei Ramirez single, in what would be his final start of the 2016 season. It was the deepest a Mets pitcher had taken a no-hitter since Johan Santana no-hit the Cardinals on June 1, 2012.
- In 2015, became the first pitcher in Mets history to allow two runs or fewer in each of his first five Major League starts. His 1.80 ERA (6 ER/30.0 IP) was the lowest for any pitcher in Mets team history after five career outings (min. 30.0 IP).
- Became the first Mets pitcher to begin his career 4-0 after five career games or starts.
- Started his career going 11-1 in his first 14 regular season starts. Became the first Met in franchise history to win 11 of his first 12 MLB decisions, and joined Kazuhisa Ishii (2002 Dodgers) as the only two left-handers in MLB history to win 11 of their first 14 MLB starts.
- Made his MLB debut on June 28, 2015 vs. the Reds at Citi Field, earning the win. Pitched 7.2 innings, allowing two runs on five hits, striking out six and walking three becoming the first Met to win such a start since Gary Gentry tossed 8.2 innings to beat Montreal on April 10, 1969.

Postseason

- Started series-clinching Game 4 of the 2015 NLCS at Wrigley Field, pitching 4.2 innings in a no decision. Became the first Mets pitcher born in New York to start a playoff game when he started vs. the Dodgers in the 2015 NLDS.
- Appeared in just six regular season games prior to starting Game 4 of the World Series, which tied for the fewest career regular season games at the time a pitcher made his 1st World Series start. Marty Bystrom also had six regular season appearances before starting Game 5 of the 1980 World Series for the Phillies.
- Matz's six regular season starts were the 3rd-fewest before his 1st World Series start, behind Joe Black's two starts in 1952 for Brooklyn and Bystrom's five career starts in 1980... Tossed five frames, allowing two runs on seven hits with no walks and five strikeouts.

Hitting

- In his MLB debut on June 28, 2015 vs. the Reds at Citi Field, went 3-for-3 with four RBI at the plate, including a two-run double in his first at-bat. His four RBI set a franchise record for any player's MLB debut. Became the only pitcher and the 26th player in the last century to collect at least four RBI in his big league debut. His three hits tied a Mets record for any player's MLB debut and tied a club record for a pitcher in any game. Also became the first player to go 3-3 or better with at least four RBI in his 1st career game since at least 1920 (when RBI were first tracked).
- Was called upon to pinch-hit with the bases loaded vs. Chicago Cubs (6/14/2017) and reached on an infield single to drive in a run. Became the 2nd pitcher in franchise history to drive in a run as a pinch hitter, joining Dwight Gooden (Oct. 3, 1993 vs. the Marlins).
- Homered in two straight games (9/13/18 vs. Miami & 9/18/18 vs. Philadelphia), making him one of three Mets pitchers to homer in two straight starts (also: Ron Darling, 1989 and Tom Seaver, 1972).
- Tied Jacob deGrom and Zack Greinke for the 2019 Major League season lead for hits by a pitcher (13).

2022

- Missed 102 games on the Injured List with a left shoulder impingement (5/23-7/16) and strained left knee (7/24-9/16). Was activated from his second stint and added to the bullpen.
- Ranked 8th in MLB in Pitch Tempo (14.4 sec/pitch) with bases empty; 21.6 sec/pitch with runners on, leading all Cardinals relievers.
- Recorded the best strikeout (26.1%) and lowest walk rates (4.8%) of his career.
- Led Cardinals starting pitchers in strikeouts/9 IP (10.72 K).
- Began the season as a starting pitcher and was 4-3 with a 5.70 ERA in 10 starts.
- Was 1-0 with a 1.69 ERA in five relief appearances to end the year. Limited the opposition to a .150/.190/.250 slashline with a .440 OPS out of the bullpen.
- Made his first relief appearance of the season on 9/17 [2] vs. Cincinnati and first since 9/27/20 at Washington, earning the win with a scoreless 11th inning while stranding a runner.
- Earned a win in his start at Cincinnati (7/23) before going on the I.L. Three of his 5 wins in 2022 came vs. CIN.
- Allowed his only run as a relief pitcher on 10/1 in his longest outing (1.1 IP).

2022 POSTSEASON: Was on the roster, but did not pitch in the two-game Wild Card Series against Philadelphia at Busch Stadium.

PERSONAL/BACKGROUND

- Graduated from Ward Melville High School in East Setauket, NY in 2009. As a senior, threw 44.0 innings, allowing 11 hits with 81 strikeouts.
- Tossed a complete-game, two-hitter with 11 strikeouts in the first round of the Class AA playoff that year.
- Spent a week during the 2015-16 offseason in Honduras, working with the non-profit group "Hearts 2 Honduras." Helped build a three-room learning center and also played baseball with the local youth.
- Donated equipment through the Cal Ripken Sr. Foundation to New York-area Little Leagues while with the Mets.
- During the COVID-19 pandemic, supported the NYPD's Options Giving Youth a Voice Contest, encouraging New York City's youth to use their voices and share how they are coping with coronavirus-related challenges. Sent messages to first responders in the tri-state area. Matz' Tru32 foundation made donations to Elmhurst Hospital in Queens, the NYPD and FDNY. Supported the Home Plate Project, a league-wide initiative to help students cut off from free or reduced-price meals after schools were forced to close because of the pandemic.
- Received the Joan Payson-Shannon Forde Award for Community Service at the 2020 BBWAA Dinner.
- His wife, Taylor Cain, is a Christian Rock music singer with the band Cain. They have a daughter, Stevie (8/21/22).
- Resides in Nashville, Tennessee.

AWARDS & HONORS

Roberto Clemente Humanitarian Award Nominee

2020: New York Mets

National League Rookie of the Month

2016: New York Mets - May

Baseball America Major League All-Rookie Team

2016: New York Mets

Baseball America Triple-A All-Star

2015: Las Vegas (AAA)

Baseball America Double-A All-Star

2014: Binghamton (AA)

Florida State League Mid-Season All-Star

2014: St. Lucie (High-A)

MiLB.com Organization All-Star

2015: New York Mets

2014: New York Mets

2013: New York Mets

South Atlantic League Championship

2013: Savannah Sand Gnats (A)

CAREER MILESTONES

Major League Debut

June 28, 2015 vs. Cincinnati

First Major League Win

June 28, 2015 vs. Cincinnati

First Major League Strikeout

June 28, 2015 vs. Cincinnati (1st inning, swinging, Marlon Byrd)

500th Major League Strikeout

September 11, 2019 vs. Arizona (4th inning, Adam Jones, swinging)

100th Major League Start

September 23, 2019 vs. Miami

Hitting

First Major League Home Run

September 13, 2018 vs. Miami (Sandy Alcantara, 2nd inning, 2-run)

**MICHAEL****McGREEVY****83**

HT: 6-5 WT: 220 B/T: R/R BIRTH DATE: 7/8/2000 ML SERVICE: 0.000

FULL NAME: Michael Steven McGreevy

BORN: San Clemente, California

OPENING DAY AGE: 22 (Turns 23 on July 8)

BECAME A CARDINAL: Selected in the 1st round (18th overall) of the 2021 MLB First-Year Player Draft

CONTRACT STATUS: Signed through 2023

PITCHER (NON-ROSTER) **COMPLETE RECORD**

Year	Team	W-L	ERA	G	GS	CG	GF	SHO	SV	IP	H	R	ER	HR	HBP	BB	IBB	SO	WP	BK	BA
2021	FCL Cardinals	0-2	10.80	2	2	0	0	0	0	1.2	4	2	2	0	0	1	0	3	1	0	.444
	Palm Beach	0-0	9.00	5	5	0	0	0	0	6.0	10	6	6	1	0	1	0	4	0	0	.357
2022	Peoria	3-1	2.58	8	8	1	0	0	0	45.1	41	14	13	1	1	4	0	41	0	0	.238
	Springfield	6-4	4.64	20	20	0	0	0	0	99.0	109	55	51	14	0	26	0	76	4	2	.284
MINOR TOTALS		9-7	4.26	35	35	1	0	0	0	152.0	164	77	72	16	1	32	0	124	5	2	.277

AWARDS & HONORS**Midwest League Pitcher of the Month**

2022: Peoria (High-A) - April

Midwest League Pitcher of the Week

2022: Peoria (High-A) - April 11-17

CAREER NOTES

- 22-year-old strike-thrower enters Major League Spring Training for the first time in 2023, joining camp as the team's 2nd-youngest pitcher behind Tink Hence (age 20).
- Begins the 2023 season as the No. 9 prospect in the Cardinals organization by *Baseball America*.
- Also rated as having the "Best Control" in the organization for the second consecutive season (2022-23).
- Was a high school teammate of Andre Pallante at San Clemente (Calif.) High School and a college teammate of Cardinals minor league outfielder Tommy Jew (13th round, 2019) at UC Santa Barbara.

2022

- Entered the season rated as the No. 4 prospect in the Cardinals organization by *Baseball America*. Also listed as having the "Best Curveball" and "Best Control" in the Cardinals organization by the same publication.
- Split the season between Peoria (High-A) and Springfield (AA), leading Cardinals minor leaguers in starts (28).
- Also ranked among organizational leaders in wins (9, T-4th), innings pitched (144.1, 2nd), strikeouts (117, 8th), strikeouts/walk ratio (3.90, 9th), and walks/9 IP (1.9, 2nd).
- Began his campaign 3-1 with a 2.58 ERA (45.1 IP), 41 strikeouts, and four walks in eight starts for the Chiefs.
- Recognized as the Midwest League's Pitcher of the Week (April 11-17) and Pitcher of the Month for April.
- Promoted to Springfield on 5/24 with Gordon Graceffo and Masyn Winn.
- Pitched 6.0 innings or more in 12 starts (eight quality starts), topping out at a season-high 6.2 innings of two-hit ball on 4/15 vs. Great Lakes (83 pitches).
- Walked one batter or fewer in 18 starts and none in 10 outings.
- Struck out a career-high nine batters on 4/26 vs. Wisconsin.

CAREER TRANSACTIONS

- Selected by St. Louis Cardinals in the 1st round (18th overall) of the June, 2021 First-Year Player Draft.

BACKGROUND/PERSONAL

- Was a high school teammate of Andre Pallante at San Clemente (Calif.) High School and a college teammate of Cardinals minor league outfielder Tommy Jew (13th round, 2019) at UC Santa Barbara.
- Earned freshman All-America honors as a reliever at UC Santa Barbara.
- Named semifinalist for National Pitcher of the Year award by the College Baseball Foundation in 2021.
- Two-time First Team All-Big West Conference: as a freshman in 2019 and again as a junior in 2021.
- Ranked second among qualified NCAA Division I pitchers in walks/9 IP (0.97) and strikeout-to-walk ratio (10.45) in 2021.
- Led the 2021 Big West Conference in innings pitched (101.2).
- Named 2019 First Team Freshman All-American by Baseball America.
- Is a fan of the Los Angeles Chargers.
- Planned to pitch for the Yarmouth-Dennis Red Sox in the 2020 Cape Cod League before it was cancelled due to the coronavirus pandemic.
- Signed by Cardinals scout Michael Garciaparra.
- Resides in San Clemente, Calif.

RECENT CARDINALS FIRST ROUND PICKS

Year	Pos	Player	Overall Pick
2022	LHP	Cooper Hjerpe	22
2021	RHP	Michael McGreevy	18
2020	3B	Jordan Walker	21
2019	LHP	Zack Thompson	19
2018	3B	Nolan Gorman	19
	RHP	Griffin Roberts	43
2016	SS	Delvin Perez	23
	OF	Dylan Carlson	33
	RHP	Dakota Hudson	34
2015	OF	Nick Plummer	23
	RHP	Jake Woodford	39
2014	RHP	Luke Weaver	27
	RHP	Jack Flaherty	34
2013	LHP	Marco Gonzales	19
	LHP	Rob Kaminsky	28
2012	RHP	Michael Wacha	19
	OF	James Ramsey	23
	OF	Stephen Piscotty	36
	3B	Patrick Wisdom	52
	C	Steve Bean	59
2011	2B	Kolten Wong	22



MCGREEVY, MICHAEL



ÓSCAR

MERCADO

54

HT: 6-2 WT: 205 B/T: R/R BIRTH DATE: 12/16/1994 ML SERVICE: 2.153

(mer-KAH-doh)

FULL NAME: Óscar Mauricio Mercado

BORN: Cartagena, Colombia

OPENING DAY AGE: 28

BECAME A CARDINAL: Signed by the Cardinals as a minor league free agent, November 17, 2022

CONTRACT STATUS: Signed through 2023

MLB DEBUT: May 14, 2019 at Chicago White Sox

OUTFIELDER (NON-ROSTER)

COMPLETE RECORD

Year Team	AVG	G	AB	R	H	2B	3B	HR	RBI	SH	SF	HBP	BB	IBB	SO	SB	CS	GDP	SLG	OBP	E
2013 GCL Cardinals	.209	42	163	18	34	5	4	1	14	0	3	3	17	0	39	12	4	0	.307	.290	15
2014 Johnson City	.224	60	245	41	55	9	1	3	25	0	1	8	20	0	37	*26	7	4	.306	.303	33
2015 Peoria	.254	117	472	70	120	23	3	4	44	5	5	8	23	0	61	*50	*19	9	.341	.297	41
2016 Palm Beach	.215	125	442	50	95	23	1	0	27	6	5	9	44	0	71	+33	*20	10	.272	.296	*32
2017 Springfield	.287	120	477	76	137	20	4	13	46	1	4	9	32	2	112	*38	*19	3	.428	.341	6
2018 Memphis	.285	100	382	73	109	21	1	8	42	2	3	4	36	0	64	31	8	7	.408	.351	5
Columbus	.252	32	103	12	26	5	1	0	5	2	0	1	13	0	23	6	4	4	.320	.342	2
2019 Columbus	.294	30	119	24	35	10	1	4	15	1	0	4	16	0	32	14	3	1	.496	.396	1
Cleveland	.269	115	438	70	118	25	3	15	54	7	4	5	28	0	84	15	4	9	.443	.318	6
2020 Cleveland	.128	36	86	6	11	1	0	1	6	1	1	0	5	0	27	3	0	0	.174	.174	0
2021 Columbus	.216	45	171	29	37	13	1	5	23	1	2	6	23	0	32	9	1	2	.392	.327	1
Cleveland	.224	72	214	27	48	11	1	6	19	1	0	2	21	0	42	7	1	1	.369	.300	1
2022 Columbus	.281	49	167	25	47	7	3	5	31	0	1	4	18	0	28	9	4	3	.449	.363	3
Cleveland	.208	54	120	17	25	6	1	4	16	0	1	1	5	0	28	2	2	4	.375	.244	1
Philadelphia	.000	1	1	0	0	0	0	0	0	0	0	0	0	0	1	0	0	0	.000	.000	0
MINOR TOTALS	.254	720	2741	418	695	136	20	43	272	18	24	56	242	2	499	228	89	43	.365	.324	136
MAJOR TOTALS	.235	278	859	120	202	43	5	26	95	9	6	8	59	0	182	27	7	14	.388	.289	8

*Led League +Tied for League Lead

Note: Major League Uniform Numbers Worn: 35 (2019-22)

WILD CARD SERIES RECORD

Year Team	AVG	G	AB	R	H	2B	3B	HR	RBI	SH	SF	HBP	BB	IBB	SO	SB	CS	GDP	SLG	OBP	E
2020 CLE vs. NYY	.000	1	1	0	0	0	0	0	0	0	0	0	0	0	1	0	0	0	.000	.000	0

WORLD BASEBALL CLASSIC RECORD

Year Team	AVG	G	AB	R	H	2B	3B	HR	RBI	SH	SF	HBP	BB	IBB	SO	SB	CS	GDP	SLG	OBP	E
2017 Colombia	.000	2	1	1	0	0	0	0	0	0	0	0	0	0	0	0	0	0	.000	.000	0

REGULAR SEASON FIELDING RECORD

Position	PCT	G	PO	A	E	TC	DP
Outfielder	.985	261	505	10	8	523	1

CAREER TRANSACTIONS

- Selected by the St. Louis Cardinals in the second round (57th overall) of the June, 2013 First-Year Player Draft.
- Acquired by the Cleveland Indians in exchange for minor league OF Connor Capel and OF Jhon Torres, July 31, 2018.
- Claimed off waivers by the Philadelphia Phillies, June 27, 2022.
- Claimed off waivers by the Cleveland Guardians, July 4, 2022.
- Signed by the St. Louis Cardinals as a minor league free agent, November 17, 2022.

2022 SEASON HIGHS

Most Hits: 2, 6x. Last: 6/15 at Colorado
Most Runs: 2, 5/13 at Minnesota
Most 2Bs: 1, 6x. Last: 6/15 at Colorado
Most HRs: 1, 4x. Last: 5/13 at Minnesota
Most RBI: 5, 4/10 at Kansas City
Most BBs: 1, 5x. Last: 7/8 at Kansas City
Most SBs: 1, twice. Last: 6/7 vs. Texas
Longest Hitting Streak: 4 games, 4/17-21

CAREER HIGHS

Most Hits: 5, 7/19/19 vs. Kansas City
Most Runs: 3, twice. Last: 6/18/19 at Texas
Most 2Bs: 2, 3x. Last: 9/14/19 vs. Minnesota
Most HRs: 2, 7/15/19 vs. Detroit
Most RBI: 5, 4/10/22 at Kansas City
Most BBs: 3, twice. Last: 8/18/21 at Minnesota
Longest Hitting Streak: 8 games, 9/8-17/19
Multi-HR Game: 1. 7/15/19 vs. Detroit
Grand Slam HR: 1. 4/10/22 at Kansas City (Clarke)
Pinch-Hit HR: 1. 6/6/19 vs. Minnesota (Rogers)
Game Ending HR: 1. 9/23/21 [2] vs. Chicago White Sox (Ruiz)

CAREER NOTES

- Former Cardinals 2nd round draft selection in 2013, signed on as a minor league free agent in November 2022 following time with Cleveland and Philadelphia.
- Traded to Cleveland in exchange for minor league outfielders Conner Capel and Jhon Torres at the 2018 MLB Trade deadline (July 31, 2018).
- Was claimed off waivers by the Phillies on June 27, 2022, for one week, then waived and reclaimed by Cleveland a week later on July, 4, 2022.
- Has been on the Opening Day roster for Cleveland in 2020 and 2022, earning the start in centerfield in 2020.
- Made his Major League debut with Cleveland on May 14, 2019 at Chicago White Sox. Collected his first hit vs. Baltimore (5/18/19) and his first MLB home run vs. Tampa Bay (5/26/19).
- Finished 8th in the 2019 American League Rookie of the Year voting, two points behind Vladimir Guerrero, Jr. for 7th place; received three 3rd place votes in the poll.
- Led all American League rookies in stolen bases (15) and runs scored (70) in 2019. His 15 home runs were most by a Cleveland rookie since Jody Gerut (22) in 2003.
- Participating for Colombia in the 2023 World Baseball Classic. Also played in 2017, appearing in two games while scoring one run.
- Connected for his first walk-off home run vs. the Chicago White Sox (9/23/21-Game 2) with a two-run shot off José Ruiz in the bottom of the 7th inning.
- Posted a career-high five hits (5-for-5) vs. Kansas City (7/19/19), five days after his first multi-home run game vs. Detroit (7/15/19).
- Made one appearance in the 2020 postseason recording one at-bat in the Wild Card Series vs. the Yankees.
- Played in 22 games for Surprise in the 2017 Arizona Fall League batting .264 (23-87) with 11 RBI and going 6-for-6 in stolen base attempts.
- Was recognized as the Cardinals "Best Defensive Outfielder" in 2017 and the 10th-best prospect in the Cardinals organization in 2018 by *Baseball America*.
- Led the Appalachian League (2014), Midwest League (2015) and Texas League (2017) in stolen bases, while tying for the Florida State League lead (2016).
- Converted from shortstop to outfield in 2016 following 118 errors at shortstop in his first four professional seasons.



2022

- Began the season on the Cleveland Opening Day roster and played in 55 games, his fewest in a single Major League season not shortened by COVID.
- Hit his first career grand slam in the third game of the season at KC (4/10), a first inning blast off Taylor Clarke, as part of a six-run inning en route to a 17-3 win.
- Was placed on waivers and claimed by Philadelphia (6/27). Played in one game with the Phillies vs. Atlanta (6/30) and scored a run before being placed on waivers and claimed by Cleveland (7/4).
- Would play in only five more Major League games before being designated for assignment and finishing the season in Columbus (AAA).
- Posted an .812 OPS at Columbus, batting .281 with seven doubles, three triples, and five homers, while stealing nine bases.
- Finished the season batting .362 (25-69) with 17 RBI over 21 games in September with eight multi-hit games.

BACKGROUND/PERSONAL

- Was born in Colombia and immigrated to the Tampa, Fla., area on his father's (Oscar Sr.) work visa when he was seven years old with his mother (Marta), older brother (Juan), and twin sister (Natalia).
- Is very close with his twin sister, who graduated from the University of Central Florida and started a dental school at Temple University.
- Graduated from Tampa Gaither High School, which also produced Tampa Bay Rays manager Kevin Cash.
- Signed his letter of intent to play college baseball at Florida State University.
- Earned U.S. Citizenship in March 2018 during Spring Training.
- Volunteered regularly at Cleveland Animal Protective League.
- Resides in Tampa, Florida.

CAREER MILESTONES

Major League Debut
May 14, 2019 at Chicago White Sox

First Major League Hit
May 18, 2019 vs. Baltimore
(5th inning, double, off John Means)

First Major League Home Run
May 26, 2019 vs. Tampa Bay
(8th inning, solo, off Oliver Drake)

First Major League Stolen Base
May 27, 2019 at Boston

AWARDS & HONORS

American League Player of the Week
2019: Cleveland - Sept. 2-8

World Baseball Classic
2017: Colombia


Texas League Mid-Season All-Star
2017: Springfield (AA)

Midwest League Mid-Season All-Star
2015: Peoria (A)

MiLB.com Organization All-Star
2014: St. Louis Cardinals - SS



Outfielder Óscar Mercado makes a catch in center field vs. the Miami Marlins at Roger Dean Chevrolet Stadium, February 26, 2023.



MILES MIKOLAS

39

HT: 6-4 WT: 230 B/T: R/R BIRTH DATE: 8/23/1988 ML SERVICE: 6.037

MY-koh-lahs)

FULL NAME: Miles Tice Mikolas

BORN: Jupiter, Florida

OPENING DAY AGE: 34 (Turns 35 on August 23)

BECAME A CARDINAL: Signed as a free agent, December 5, 2017

CONTRACT STATUS: Signed through 2023

MLB DEBUT: May 5, 2012 vs. Miami

PITCHER 

COMPLETE RECORD

Year Team	W-L	ERA	G	GS	CG	GF	SHO	SV	IP	H	R	ER	HR	HBP	BB	IBB	SO	WP	BK	BA
2009 Eugene	1-8	5.94	15	11	0	0	0	0	53.0	77	47	35	1	5	9	0	39	3	0	.332
2010 Fort Wayne	6-3	2.20	*60	0	0	30	0	13	81.2	76	27	20	3	0	15	2	78	6	0	.240
2011 Lake Elsinore	3-0	1.13	34	0	0	30	0	12	39.2	31	5	5	1	3	9	2	42	0	0	.214
San Antonio	1-0	1.67	28	0	0	20	0	9	32.1	29	6	6	0	0	6	0	27	1	0	.240
2012 San Antonio	1-1	2.92	12	0	0	10	0	4	12.1	16	6	4	0	0	3	0	11	1	0	.320
Tucson	2-1	3.20	17	0	0	6	0	0	19.2	20	8	7	1	0	8	0	17	1	0	.260
San Diego	2-1	3.62	25	0	0	0	0	0	32.1	32	15	13	4	2	15	0	23	2	0	.256
2013 San Diego	0-0	0.00	2	0	0	1	0	0	1.2	0	0	0	0	1	1	0	1	0	0	.000
Tucson	4-2	3.25	54	0	0	50	0	26	61.0	62	25	22	6	0	17	1	40	3	1	.265
2014 Round Rock	5-1	3.22	16	6	0	7	0	2	44.2	53	20	16	3	0	3	0	38	2	1	.283
Texas	2-5	6.44	10	10	0	0	0	0	57.1	64	43	41	8	4	18	2	38	0	1	.278
2015 Yomiuri (Japan)	13-3	1.92	21	21	4	0	2	0	145.0	107	34	31	8	1	23	0	107	3	1	---
2016 Yomiuri (Japan)	4-2	2.45	14	14	1	0	0	0	91.2	84	35	25	10	4	23	0	84	0	0	---
2017 Yomiuri (Japan)	14-8	2.25	27	*27	0	0	0	0	*188.0	162	53	47	10	*11	23	0	*187	4	1	---
2018 ST. LOUIS	+18-4	2.83	32	32	1	0	+1	0	200.2	*186	70	63	16	7	29	4	146	2	1	.245
2019 ST. LOUIS	9-14+	4.16	32	32	1	0	1	0	184.0	193	90	85	27	12	32	1	144	5	2	.272
2020 ST. LOUIS	INJURED - DID NOT PITCH																			
2021 ST. LOUIS	2-3	4.23	9	9	0	0	0	0	44.2	43	24	21	6	2	11	0	31	1	0	.253
Memphis#	1-1	2.33	5	5	0	0	0	0	19.1	17	5	5	2	0	3	0	13	1	0	.243
Springfield#	1-0	6.97	2	2	0	0	0	0	10.1	15	8	8	3	0	3	0	7	0	0	.375
Peoria#	1-0	3.86	1	1	0	0	0	0	7.0	6	3	3	0	0	0	0	8	0	0	.231
2022 ST. LOUIS	12-13	3.29	33	32	1	0	0	0	202.1	170	81	74	25	6	39	0	153	1	1	.226
JAPAN TOTALS	31-13	2.18	62	62	5	0	2	0	424.2	353	122	103	28	16	69	0	378	7	2	---
MINOR TOTALS	26-17	3.09	244	25	0	153	0	66	381.0	402	160	131	20	8	76	5	320	18	2	.268
ST. LOUIS TOTALS	41-34	3.46	106	105	3	0	2	0	631.2	592	265	243	74	27	111	5	474	9	4	.248
MAJOR TOTALS	45-40	3.70	143	115	3	10	2	0	723.0	688	323	297	86	34	145	7	536	11	5	.250

* Led League +Tied for League Lead

Injury Rehabilitation Assignment

Note: Major League Uniform Numbers Worn: 39 (2012-13, 2018-present), 36 (2014)



WILD CARD SERIES RECORD

Year Team	W-L	ERA	G	GS	CG	GF	SHO	SV	IP	H	R	ER	HR	HBP	BB	IBB	SO	WP	BK	BA
2022 STL vs. PHI	0-1	4.15	1	1	0	0	0	0	4.1	2	2	2	1	1	1	0	3	0	0	.143

DIVISION SERIES RECORD

Year Team	W-L	ERA	G	GS	CG	GF	SHO	SV	IP	H	R	ER	HR	HBP	BB	IBB	SO	WP	BK	BA
2019 STL vs. ATL	1-0	1.50	2	1	0	0	0	0	6.0	3	1	1	0	0	2	0	2	0	0	.143

LEAGUE CHAMPIONSHIP SERIES RECORD

Year Team	W-L	ERA	G	GS	CG	GF	SHO	SV	IP	H	R	ER	HR	HBP	BB	IBB	SO	WP	BK	BA
2019 STL vs. WSH	0-1	1.50	1	1	0	0	0	0	6.0	7	1	1	0	0	2	1	7	0	0	.280

REGULAR SEASON FIELDING RECORD

Position	PCT	G	PO	A	E	TC	DP
Pitcher	.969	143	59	95	5	159	7

Note: 2019: Tied for 1st among MLB pitchers in fielding pct. (1.000)

2022: Tied for 1st among MLB pitchers in fielding pct. (1.000)

REGULAR SEASON BATTING RECORD

Year Team	AVG	G	AB	R	H	2B	3B	HR	RBI	SH	SF	HBP	BB	IBB	SO	SB	CS	GDP	SLG	OBP	E
JAPAN TOTALS	.110	62	145	10	16	5	0	2	8	10	0	0	2	0	76	0	1	2	.186	.122	0
MAJOR TOTALS	.127	110	134	5	17	2	0	2	8	15	1	0	3	0	66	0	0	0	.187	.145	5

Home Runs: 4/2/18 at Milwaukee (Zach Davies, 1st Major League Hit) • 8/24/18 at Colorado (Antonio Senzatela)

2022 SEASON HIGHS

Most IP: 8.2, 6/14 [2] vs. Pittsburgh
Low-Hit Complete Game: 3, 6/9 at Tampa Bay
Most Strikeouts: 9, 3x. Last: 9/27 at Milwaukee
Most Walks: 3, 3x. Last: 9/15 vs. Cincinnati
Most Runs Allowed: 10, 8/9 at Colorado
Most Earned Runs Allowed: 10, 8/9 at Colorado
Most Hits Allowed: 14, 8/9 at Colorado
Most HRs Allowed: 3, 8/29 at Cincinnati
Longest Winning Streak: 2 games, 3x. Last: 8/14-8/19
Longest Losing Streak: 3 games, twice. Last: 9/9-9/21
Longest Scoreless Streak: 19.0, 4/20-4/30
Hitless Innings To Start: 8.2, 6/14 [2] vs. Pittsburgh

CAREER HIGHS

Most IP (Starter): 9.0, twice. Last: 7/15/19 vs. Pittsburgh
Most IP (Relief): 3.0, 10/3/22 at Pittsburgh
Most Strikeouts (Starter): 10, 8/27/19 at Milwaukee
Most Strikeouts (Relief): 3, twice. Last: 9/8/12 vs. Arizona
Most Walks (Starter): 4, 3x. Last: 9/6/19 at Pittsburgh
Most Walks (Relief): 2, four times. Last: 8/15/12 at Atlanta
Most Runs Allowed (Starter): 10, twice. Last: 8/9/22 at Colorado
Most Runs Allowed (Relief): 4, 9/1/12 at Colorado
Most Earned Runs Allowed (Starter): 10, 2x. Last: 8/9/22 at Colorado
Most Earned Runs Allowed (Relief): 3, 9/1/12 at Colorado
Most Hits Allowed (Starter): 14, 8/9/22 at Colorado
Most Hits Allowed (Relief): 4, twice. Last: 9/8/12 vs. Arizona
Most HRs Allowed: 3, 5x. Last: 8/29/22 at Cincinnati
Longest Winning Streak: 6 games, 4/2-5/21/18
Longest Losing Streak: 5 games, 5/11-6/12/19
Longest Scoreless Streak: 19.0, 4/20-4/30/22
Complete Games: 2, twice. Last: 7/15/19 vs. Pittsburgh
Low-Hit Complete Game: 3, 6/9/22 at Tampa Bay
Hitless Innings To Start: 8.2, 6/14/22 [2] vs. Pittsburgh
Shutouts: 2, twice. Last: 7/15/19 vs. Pittsburgh
10+ Strikeout Games: 1. 10, 8/27/19 at Milwaukee
Last Relief Appearance: 10/3/22 at Pittsburgh

CAREER TRANSACTIONS

- Selected by the San Diego Padres in the seventh round (204th overall) of the 2009 June, First-Year Player Draft.
- Acquired by the Pittsburgh Pirates with INF Jaff Decker from the San Diego Padres in exchange for OF Alex Dickerson, November 25, 2013.
- Acquired by the Texas Rangers from the Pittsburgh Pirates in exchange for INF Chris McGuiness, December 30, 2013.
- Signed by the Yomiuri Giants of the Japanese Central League, November 25, 2014.
- Signed by the St. Louis Cardinals as a free agent, December 5, 2017.
- On St. Louis paternity list, July 18-20, 2018.
- On St. Louis injured list (right forearm strain), July 25-end of season, 2020.
- On St. Louis injured list (right shoulder), April 1-May 21, 2021; included injury rehabilitation assignment to Memphis (AAA).
- On St. Louis injured list (right forearm tightness), May 23-August 19, 2021; included injury rehabilitation assignments to Memphis (AAA), Springfield (AA), and Peoria (High-A).

CAREER NOTES

- Is lifetime 20-16 with a 2.60 ERA (325.2 IP) in 52 games (51 starts) at Busch Stadium III. His 2.60 ERA ranks as the 3rd-lowest in stadium history (minimum 200.0 innings), trailing only Shelby Miller (2.46) and Dakota Hudson (2.54).
- St. Louis is 64-42 (.604) in his 106 career outings (105 starts) since joining the organization (2018-present).
- The Cardinals sported a 41-23 record (.641 win pct.) in his initial 64 starts over a two-season span (2018-19), with those 41 team wins tying Jon Lester (41-22 Cubs record) for most by any National League starting pitcher.
- Became the first Cardinal and only the sixth NL pitcher (last Orel Hershiser in 1988-89) to lead the league in wins (2018) one season and losses (2019) the next.
- Went 10-0 on the road in 2018, becoming only the 3rd MLB pitcher (since 1908) to post a 1.000 road winning pct. while winning 10 or more games, joining Greg Maddux (13-0 for 1995 Braves) and Jimmy Key (10-0 for 1994 Yankees). Also joined Eddie Yuhas (9-0 in 1952) as one of only two pitchers in Cardinals history with a perfect road winning percentage (since 1913).
- Pitched three seasons in the Japanese Central League (2015-17) and was a combined 31-13 with 2.25 ERA in 62 starts for the Yomiuri Giants.
- Signed a four-year contract extension through the 2023 season on February 26, 2019.

Awards

- Two-time National League All-Star (2018 and 2022). Did not appear in the 2022 contest at Dodger Stadium and chose to miss the 2018 game in Washington D.C. to be with his wife as they welcomed twins.
- Became the first Cardinals starting pitcher in franchise history to earn an All-Star nod in his first season after signing as a free agent, and was the only non-rookie player selected in 2018 who didn't play in the Majors the previous year.
- Finished 6th in the 2018 NL Cy Young Award voting and was a finalist for NL Comeback Player of the Year by MLBPA Player's Choice Awards, in a voting by his peers.
- 2018 Darryl Kile Award recipient, voted on by his teammates.
- 2018 recipient of the Missouri Athletic Club's Sports Personality of the Year award.
- Received the 2022 Bob Bauman "Physical Comeback" Award from the St. Louis BBWAA chapter.

CAREER MILESTONES

Major League Debut

May 5, 2012 vs. Miami

First Major League Win

May 20, 2012 vs. Los Angeles Angels

First Major League Strikeout

May 5, 2012 vs. Miami
(9th inning, looking, John Buck)

First Major League Start

July 2, 2014 at Baltimore

100th Major League Strikeout

May 21, 2018 vs. Kansas City
(1st inning, Jon Jay, swinging)

500th Major League Inning Pitched

September 11, 2021 vs. Cincinnati

500th Major League Strikeout

August 19, 2022 at Arizona
(6th inning, Geraldo Perdomo, swinging)

Hitting

First Major League Hit / Home Run

April 2, 2018 at Milwaukee
(Zach Davies, 5th inning, 2-run)



Pinpoint Control

- Has thrown 6,565 or his overall 9,732 pitches for strikes (67.5%) since 2018.
- Over his career, 65.9% of his first pitches of plate appearances have been thrown for strikes, tied with Tyler Anderson for the 2nd-highest since the stat began being tracked in 1988. Only Tommy Milone (66.9%) has a higher percentage in MLB history (min. 700 innings pitched).
- Since joining St. Louis in 2018, Mikolas and Aaron Nola tie for the 2nd-highest percentage of first pitch strikes (66.8%) in MLB behind only Clayton Kershaw (67.6).
- Mikolas owns two of the top six single-season franchise records for highest percentages of first pitch strikes (71.1-1st and 65.8-6th).
- Has walked 4.3% of opposing batters since joining St. Louis in 2018, 2nd-lowest among all qualified Major League pitchers behind Mike Leake (3.8%).
- Has issued only 111 walks over his first 105 starts with St. Louis. Among Cardinals starters in their first 105 starts with the franchise, only Bob Tewksbury (84) has issued fewer.
- Despite missing the majority of the 2020-21 seasons due to a right forearm injury, ranks among National League leaders since 2018 in most starts while issuing zero walks (29, T-4th) or one walk or fewer (77, T-4th).
- Walked two or fewer batters in 43 consecutive starts (July 4, 2018-Sept. 1, 2019), longest by a Cardinal in franchise history.

LOWEST CAREER ERA - BUSCH STADIUM III

Rank	W-L	ERA	IP	Seasons
1. Shelby Miller	14-9	2.46	208.1	2012-15
2. Dakota Hudson	17-5	2.54	202.0	2018-22
3. Miles Mikolas	20-16	2.60	325.2	2012-22
4. Chris Carpenter	32-15	2.61	476.1	2006-12
5. Jack Flaherty	19-13	2.84	259.2	2017-22

Minimum 200.0 innings pitched

HIGHEST 1ST PITCH STRIKE % SINCE 2018

MLB Rank	% Strike 1st Pitch	IP
1. Clayton Kershaw	67.6	646.0
2. Aaron Nola	66.8	871.2
3. Miles Mikolas	66.8	631.2
4. Max Scherzer	66.4	785.0
Tyler Anderson	66.4	602.0

** Minimum 600.0 innings pitched*

LOWEST WALK PERCENTAGE SINCE 2018

MLB Rank	Walk %	BB	IP
1. Mike Leake	3.8%	61	382.2
2. Miles Mikolas	4.3%	111	631.2
3. Zack Greinke	4.5%	145	791.1
Hyun-Jin Ryu	4.5%	97	528.0

** Minimum 375.0 innings pitched*



Cardinals pitchers Miles Mikolas and Ryan Helsley at the 2022 Major League Baseball All-Star Game at Dodger Stadium, July 19, 2022.

2022

NL Ranks: Innings Pitched (202.1, 3rd), Starts (32, T-3rd), Quality Starts (22, 3rd), Complete Games (1, T3rd), WHIP (1.03, 10th), Batters faced (805, 3rd), Baserunners/9 IP (9.56, 10th), BB/9 IP (1.73, 5th), Strikeout/Walk Ratio (3.92, 11th), Pitches Thrown (3,152, 3rd), Pitches/Game (95.5, 7th).

- Selected to 2nd National League All-Star team (also 2018) as replacement for Milwaukee's Corbin Burnes. Did not pitch in the game.
- Reached the 200.0 innings pitched threshold for the second time in his career (also 2018).
- Carried a no-hitter 8.2 innings into the game vs. Pittsburgh in Game 2 of a doubleheader on 6/14 at Busch Stadium before Cal Mitchell broke it up with a ground-rule double just beyond the reach of center fielder Harrison Bader.
- Compiled a career-high, 19.0-inning scoreless streak from April 20-30, highest among all Cardinals in 2022.
- Was one of 16 NL pitchers to win 12+ games, which also marked the second season of his career with double-digit wins (18 in 2018).
- Compiled five starts of 8.0 innings or more, ranking T-3rd in MLB behind Miami's Sandy Alcántara (14) and Philadelphia's Aaron Nola (6). Threw 8.0 innings in back-to-back starts twice during the season: 6/9 at Tampa Bay (8.0) & 6/14 [2] vs. Pittsburgh (8.2), and 8/14 vs. Milwaukee & 8/19 at Arizona.
- Limited his opposition to two earned runs or fewer in 15 of his first 19 starts (2.54 ERA), but allowed three or more in seven of his 13 starts after the All-Star break (4.44 ERA).
- Received 4+ runs of support in 12 starts (St. Louis went 12-0) and 8+ runs of support in six starts, including a season high 12 on 6/3 at Chicago Cubs. Received one run or fewer in 15 starts (Cardinals were 3-12), including 10 starts with zero runs (Cardinals were 2-8).
- Recorded a 2.54 ERA prior to the All-Star break, 6th-lowest by a Cardinal (min. 100 IP). Carlos Martinez's 2.52 pre-ASG ERA in 2015 was the most recent that was lower.
- Was one of 10 qualified MLB pitchers and two Cardinals (Wainwright) with a perfect 1.000 fielding percentage (31 total chances).
- Made a career high 3.0-inning relief appearance in his final regular season outing on 10/3 at Pittsburgh, his first relief outing since July 31, 2013 vs. Cincinnati (with San Diego, a span of 115 starts).

2022 POSTSEASON: Allowed a pair of runs in 4.1 innings for the loss in a 2-0 defeat to the Phillies in Game 2 of the Wild Card Series at Busch Stadium.

AWARDS & HONORS

National League All-Star

2022: St. Louis (Did not pitch)
2018: St. Louis (Did not attend game)

Darryl Kile Award

2018: St. Louis

**St. Louis BBWAA Bob Bauman
Physical Comeback Award**

2022: St. Louis

**St. Louis BBWAA J.G. Taylor Spink
Baseball Man of the Year**

2018 (w/ Matt Carpenter)

Midwest League Mid-Season All-Star

2010: Fort Wayne (A)

Japanese Central League MVP of the Month

2017: Yomiuri Giants - August
2015: Yomiuri Giants - June

BACKGROUND/PERSONAL

- Graduated from Jupiter (Fla.) High School in 2006.
- Played college baseball at Nova Southeastern University in Fort Lauderdale, Fla.
- Originally selected by the Padres in the 7th round of the June, 2009 First-Year Player Draft after his junior season.
- Mikolas and C/1B Jake Anchia (2019 7th Rd., Mariners) share NSU's highest draft pick notability in program history.
- Earned his undergraduate degree from NSU in Sport and Recreation Management in 2013 after utilizing his off-seasons to complete his degree.
- Inducted into the NSU Department of Athletics 2019 Hall of Fame.
- 2018 Darryl Kile Award recipient, voted on by his teammates.
- 2018 recipient of the Missouri Athletic Club's Sports Personality of the Year award.
- Received the 2022 Bob Bauman "Physical Comeback" Award from the St. Louis BBWAA chapter.
- He and his wife, Lauren, reside in Jupiter, Fla. with their four children: Lillianne (3/20/17), twins Madelyn and Miles (7/16/18), and Rhett (1/6/22).



ANTHONY MISIEWICZ

72

HT: 6-1 WT: 195 B/T: R/L BIRTH DATE: 11/1/1994 ML SERVICE: 2.108

(mih-SEV-itch)

FULL NAME: Anthony Gilbert Misiewicz

BORN: Detroit, Michigan

OPENING DAY AGE: 28

BECAME A CARDINAL: Acquired from the Kansas City Royals in exchange for cash considerations, February 8, 2023

CONTRACT STATUS: Signed through 2023

MLB DEBUT: July 24, 2020 at Houston

PITCHER

COMPLETE RECORD

Year	Team	W-L	ERA	G	GS	CG	GF	SHO	SV	IP	H	R	ER	HR	HBP	BB	IBB	SO	WP	BK	BA
2015	Everett	3-2	2.14	14	7	0	0	0	0	46.1	30	11	11	1	0	10	0	40	1	0	.189
2016	Bakersfield	7-10	4.79	29	*29	1	0	0	0	157.2	166	91	84	21	1	47	0	115	10	0	.272
2017	Arkansas	3-3	4.35	7	7	0	0	0	0	41.1	40	20	20	4	1	11	0	32	3	0	.270
	Montgomery	3-1	3.49	5	5	1	0	1	0	28.1	26	12	11	3	0	5	0	24	1	0	.239
2018	Modesto	5-2	4.96	16	16	0	0	0	0	78.0	82	47	43	6	2	27	0	85	7	0	.265
	Arkansas	3-12	5.51	21	21	0	0	0	0	98.0	133	73	60	14	1	29	0	91	4	0	.319
	AZL Mariners#	0-0	0.00	2	2	0	0	0	0	5.0	2	0	0	0	0	0	0	4	0	0	.118
2019	Tacoma	8-6	5.36	19	17	0	0	0	0	95.2	95	60	57	17	2	28	0	89	7	1	.256
	Arkansas	1-2	2.52	7	7	1	0	0	0	35.2	36	10	10	0	0	7	0	36	1	0	.269
2020	Seattle	0-2	4.05	21	0	0	1	0	0	20.0	20	9	9	2	1	6	1	25	2	0	.263
2021	Seattle	5-5	4.61	66	0	0	11	0	0	54.2	61	30	28	7	1	15	2	53	6	0	.280
2022	Tacoma	0-0	3.65	13	0	0	3	0	0	12.1	10	5	5	2	1	6	0	13	0	0	.208
	Omaha	2-1	4.05	8	0	0	3	0	0	6.2	3	3	3	2	0	1	0	7	0	0	.136
	Seattle	0-1	4.61	17	0	0	3	0	0	13.2	14	7	7	1	0	6	0	8	0	0	.224
	Kansas City	1-1	4.11	15	0	0	7	0	0	15.1	13	8	7	3	0	4	2	19	1	0	.275
MINOR TOTALS		35-39	4.52	141	111	3	6	1	0	605.0	623	332	304	70	8	171	0	536	34	1	.266
MAJOR TOTALS		6-9	4.43	119	0	0	22	0	0	103.2	108	54	51	13	2	31	5	105	9	0	.268

* Led League

Injury Rehabilitation Assignment

Note: Major League Uniform Numbers Worn: 38 (2020-21), 18 (2022), 36 (2022)

REGULAR SEASON FIELDING RECORD

Position	PCT	G	PO	A	E	TC	DP
Pitcher	1.000	119	5	7	0	12	0

CAREER TRANSACTIONS

- Selected by the Seattle Mariners in 18th round (545th overall) of the June, 2015 First-Year Player Draft.
- Acquired by the Tampa Bay Rays along with INF Luis Rengifo and a player to be named (INF Osmy Gregorio) from the Seattle Mariners in exchange for RHP Ryan Garton and C Mike Marjama, August 6, 2017.
- Traded from the Tampa Bay Rays to the Seattle Mariners for International Bonus Slot Money, December 13, 2017.
- On Seattle Mariners injured list (undisclosed injury), April 12-15, 2021.
- On Seattle Mariners injured list (COVID-19 contact tracing), May 21, 2021.
- On Seattle Mariners injured list (left forearm strain), August 25-September 3, 2021.
- Acquired by the Kansas City Royals from the Seattle Mariners in exchange for cash considerations, August 1, 2022.
- Acquired by the St. Louis Cardinals from the Kansas City Royals in exchange for cash considerations, February 8, 2023.

2022 SEASON HIGHS

Most IP: 2.0, twice. Last: 10/4 at Cleveland
Most Strikeouts: 6, 9/1 at Chicago White Sox
Most Walks: 2, twice. Last: 9/27 at Detroit
Most Runs Allowed: 2, 4x. Last: 9/1 at Chicago White Sox
Most ER Allowed: 2, 4x. Last: 9/1 at Chicago White Sox
Most Hits Allowed: 3, twice. Last: 9/1 at Chicago White Sox
Most HRs Allowed: 1, 4x. Last: 9/13 at Minnesota
Longest Scoreless Streak: 4.0 IP, 9/17-24
Longest Win Streak: 1 game, 9/21
Longest Losing Streak: 1 game, twice. Last: 9/27

CAREER HIGHS

Most IP: 2.0, 5x. Last: 10/4/22 at Cleveland
Most Strikeouts: 6, 9/1/22 at Chicago White Sox
Most Walks: 2, twice. Last: 9/27/22 at Detroit
Most Runs Allowed: 3, 5x. Last: 9/12/21 vs. Arizona
Most ER Allowed: 3, 5x. Last: 9/12/21 vs. Arizona
Most Hits Allowed: 4, twice. Last: 9/12/21 vs. Arizona
Most HRs Allowed: 1, 13x. Last: 9/13/22 at Minnesota
Longest Scoreless Streak: 12.0 IP, 9/17/20-5/2/21
Longest Win Streak: 2 games, 4/1-16/21
Longest Losing Streak: 3 games, 5/3-23/21

CAREER NOTES

- Joins the Cardinals after three Major League seasons with the Seattle Mariners (2020-22) and Kansas City Royals (2022).
- Was traded between the Seattle Mariners and Tampa Bay Rays twice before making his MLB debut with Seattle in 2020.
- Has made the Opening Day roster in each of his last three seasons (2020-22).
- Led the Mariners in appearances in 2020 (21) and 2021 (66), the first to lead the club in consecutive seasons since Brandon League (2010-11).
- Made his Major League debut during the COVID-19 shortened season, appearing in relief vs. HOU (7/24/20) on Opening Day with Jose Altuve as his first career strikeout.
- Since his debut in 2020, ranks among American League leaders in appearances (119, 7th) and Holds (32, T-5th).
- Earned his first Major League win in his second season, an Opening Day 10th inning win vs. San Francisco on a bases loaded walk by Jake Fraley (4/1/21).
- Began the 2021 season with 9.2 consecutive scoreless innings, establishing a career-high of 12.0 dating back to the 2020 season.
- Of his 119 career appearances, 46 have been less than an inning, ranking 12th among MLB pitchers since 2020. Tim Hill and Amir Garrett lead the list, both with 70.
- Was placed on the Injured List four times in his career, once with a left forearm strain in 2021 with Seattle and three others related to COVID-19 contact tracing or undisclosed.
- Pitched for Peoria in the 2018 Arizona Fall League compiling a 1-1 record with a 2.76 ERA and 1.04 WHIP over five starts.

AWARDS & HONORS

Pacific Coast League Pitcher of the Week
2019: Tacoma (AAA) - July 29 - Aug. 4

Southern League Pitcher of the Week
2017: Montgomery (AA) - Aug. 21-27

California League Pitcher of the Week
2017: Modesto (A) - May 1-7
2017: Modesto (A) - June 5-11
2016: Bakersfield (A) - Apr. 25-May 1

MilLB.com Organizational All-Star
2017: Seattle Mariners

CAREER MILESTONES

Major League Debut
July 4, 2020 at Houston

First Major League Strikeout
July 4, 2020 at Houston
(6th inning, Jose Altuve, swinging)

First Major League Win
April 1, 2021 vs. San Francisco

- Led all minor league pitchers with 29 starts for Bakersfield (A) in 2016, leading the California League.
- Three-time California League Pitcher of the Week, twice in Modesto (A) in 2017 and once in Bakersfield (A) in 2016.



2022

- Appeared in 32 games between the Mariners and Royals, combining for a 1-2 record, 4.34 ERA.
- Was traded from the Mariners to the Royals on August 1, in exchange for cash considerations.
- Was optioned from Seattle to Tacoma (AAA) on June 10 and subsequently designated for assignment on July 31.
- Reported to Omaha (AAA) after the trade and made eight appearances before being recalled to Kansas City where he finished out the season.
- Made eight consecutive scoreless appearances from 6/23-7/23 while in Tacoma.
- Overall, made 53 appearances between his time in the minor and major leagues.
- Struck out a career-high six batters over 2.0 innings at CWS (9/1), also established his single-game high with 35 pitches.
- Did not allow a baserunner over his final two appearances in October facing nine batters.

BACKGROUND/PERSONAL

- Graduated from Anchor Bay (MI) High School in 2012, where he was a two-sport athlete playing quarterback in football and was the team captain.
- Established the single-season school record with 126 strikeouts as a senior and threw a no-hitter against Bishop Foley High School on April 9, 2012.
- Played college baseball at Michigan State University (2013-15) where he compiled a 13-12 record and 3.26 ERA over 168.1 innings.
- Named the Top Pitching Prospect in the summer collegiate Great Lakes League in 2013.
- Resides in Jacksonville, Florida.





JORDAN MONTGOMERY 47

HT: 6-6 WT: 240 B/T: L/L BIRTH DATE: 12/27/1992 ML SERVICE: 5.153

FULL NAME: Jordan Blackmon Montgomery

BORN: Sumter, South Carolina

OPENING DAY AGE: 30

BECAME A CARDINAL: Acquired from the New York Yankees in exchange for OF Harrison Bader, August 2, 2022

CONTRACT STATUS: Signed through 2023

MLB DEBUT: April 12, 2017 vs. Tampa Bay

PITCHER 

COMPLETE RECORD

Year	Team	W-L	ERA	G	GS	CG	GF	SHO	SV	IP	H	R	ER	HR	HBP	BB	IBB	SO	WP	BK	BA
2014	Staten Island	1-0	3.38	7	4	0	0	0	0	13.1	11	6	5	0	0	4	0	15	2	0	.220
	GCL Yankees 2	0-1	4.76	3	3	0	0	0	0	5.2	5	4	3	0	0	2	0	5	0	0	.227
2015	Tampa	6-5	3.08	16	15	1	1	0	0	90.2	82	36	31	4	1	24	0	77	9	0	.240
	Charleston	4-3	2.68	9	9	0	0	0	0	43.2	36	15	13	1	0	12	0	55	6	1	.228
2016	Scranton/W-B	5-1	0.97	6	6	0	0	0	0	37.0	28	4	4	0	0	9	0	37	1	0	.212
	Trenton	9-4	2.55	19	19	1	0	1	0	102.1	94	35	29	5	2	36	0	97	9	0	.239
2017	Scranton/W-B	0-0	3.00	1	1	0	0	0	0	3.0	2	1	1	0	0	0	0	3	0	0	.200
	Tampa	0-0	0.00	1	1	0	0	0	0	5.0	3	1	0	0	0	1	0	8	0	0	.176
	New York (AL)	9-7	3.88	29	29	0	0	0	0	155.1	140	72	67	21	1	51	0	144	7	1	.236
2018	New York (AL)	2-0	3.62	6	6	0	0	0	0	27.1	25	11	11	3	0	12	0	23	0	0	.240
2019	Scranton/W-B#	0-0	0.00	1	1	0	0	0	0	1.2	2	1	0	0	0	0	0	3	0	0	.250
	Tampa#	0-0	0.00	1	1	0	0	0	0	2.0	0	0	0	0	0	0	0	2	0	0	.000
	New York (AL)	0-0	6.75	2	1	0	0	0	0	4.0	7	3	3	1	0	0	0	5	0	0	.368
2020	New York (AL)	2-3	5.11	10	10	0	0	0	0	44.0	48	27	25	7	2	9	0	47	3	0	.265
2021	New York (AL)	6-7	3.83	30	30	0	0	0	0	157.1	150	73	67	19	2	51	0	162	12	1	.250
2022	New York (AL)	3-3	3.69	21	21	0	0	0	0	114.2	103	48	47	15	7	23	0	97	3	0	.236
	ST. LOUIS	6-3	3.11	11	11	1	0	1	0	63.2	56	24	22	6	1	13	0	61	1	0	.232
	MINOR TOTALS	25-14	2.54	64	60	2	1	1	0	304.1	263	103	86	10	3	88	0	302	27	1	.231
	MAJOR TOTALS	28-23	3.85	109	108	1	0	1	0	566.1	529	258	242	72	13	159	0	539	26	2	.243

* Led League +Tied for League Lead

Injury Rehabilitation Assignment

Note: Major League Uniform Numbers Worn: 47 (2017-present), 48 (2022)

WILD CARD SERIES RECORD

Year	Team	W-L	ERA	G	GS	CG	GF	SHO	SV	IP	H	R	ER	HR	HBP	BB	IBB	SO	WP	BK	BA
2020	NY Yankees at CLE									ON POSTSEASON ROSTER -- DID NOT PITCH											
2022	STL vs. PHI	0-0	0.00	1	0	0	0	0	0	2.2	2	0	0	0	0	3	1	3	0	0	.333
	W.C. TOTALS	0-0	0.00	1	0	0	0	0	0	2.2	2	0	0	0	0	3	1	3	0	0	.333



DIVISION SERIES RECORD

Year Team	W-L	ERA	G	GS	CG	GF	SHO	SV	IP	H	R	ER	HR	HBP	BB	IBB	SO	WP	BK	BA
2017 NYY vs. CLE	ON POSTSEASON ROSTER -- DID NOT PITCH																			
2020 NYY vs. TB	0-0	2.25	1	1	0	0	0	0	4.0	3	1	1	0	0	3	0	4	0	0	.214
D.S. TOTALS	0-0	2.25	1	1	0	0	0	0	4.0	3	1	1	0	0	3	0	4	0	0	.214

LEAGUE CHAMPIONSHIP SERIES RECORD

Year Team	W-L	ERA	G	GS	CG	GF	SHO	SV	IP	H	R	ER	HR	HBP	BB	IBB	SO	WP	BK	BA
2017 NYY vs. HOU	ON POSTSEASON ROSTER -- DID NOT PITCH																			

REGULAR SEASON FIELDING RECORD

Position	PCT	G	PO	A	E	TC	DP
Pitcher	.925	109	12	50	5	67	1

REGULAR SEASON BATTING RECORD

Year Team	AVG	G	AB	R	H	2B	3B	HR	RBI	SH	SF	HBP	BB	IBB	SO	SB	CS	GDP	SLG	OBP	E
MAJOR TOTALS	.000	162	7	0	0	0	0	0	0	0	0	0	2	0	6	0	0	1	.000	.222	5

CAREER TRANSACTIONS

- Selected by the New York Yankees in the fourth round (122nd overall) of the 2014 June, First-Year Player Draft.
- On New York Yankees Injured List (left elbow surgery), May 2, 2016 - end of the regular season.
- On New York Yankees Injured List (recovery from left elbow surgery), March 23 - September 15, 2019; included injury rehabilitation assignment to Tampa (A), Scranton/Wilkes-Barre (AAA) and two postseason appearances at Trenton (AA).
- On New York Yankees Injured List (COVID-19 positive test), August 3 - 16, 2021.
- Acquired by the St. Louis Cardinals from the New York Yankees in exchange for OF Harrison Bader, August 2, 2022.

2022 SEASON HIGHS

Most IP: 9.0, 8/22 at Chicago Cubs
Most Strikeouts: 9, 9/18 vs. Cincinnati
Most Walks: 3, twice. Last: 7/3 at Cleveland
Most Runs Allowed: 6, 9/13 vs. Milwaukee
Most ER Allowed: 6, 9/24 at Los Angeles Dodgers
Most Hits Allowed: 9, 6/22 at Tampa Bay
Most HRs Allowed: 3, 9/24 at Los Angeles Dodgers
Longest Winning Streak: 5 games, 8/6-9/2
Longest Losing Streak: 3 games, 9/13-24
Longest Scoreless Streak: 14.2, 8/17-27

CAREER HIGHS

Most IP: 9.0, 8/22/22 at Chicago Cubs
Most Strikeouts: 12, 9/16/21 at Baltimore
Most Walks: 4, 6x. Last: 8/23/21 at Atlanta
Most Runs Allowed: 7, twice. Last: 10/2/21 vs. Tampa Bay
Most ER Allowed: 7, 10/2/21 vs. Tampa Bay
Most Hits Allowed: 10, 4/8/18 vs. Baltimore
Most HRs Allowed: 3, twice. Last: 9/24/22 at Los Angeles Dodgers
Longest Winning Streak: 5 games, twice. Last: 8/6-9/2/22
Longest Losing Streak: 4 games, 6/26-7/16/21
Longest Scoreless Streak: 14.2, twice. Last: 8/17-27/22
Complete Games: 1, 8/22/22 at Chicago Cubs
Low-Hit Complete Game: 1, 8/22/22 at Chicago Cubs
Shutouts: 1, 8/22/22 at Chicago Cubs
10+ Strikeout Games: 2. Last: 9/16/21 at Baltimore (12)
Last Relief Appearance: 9/15/19 at Toronto

CAREER NOTES

- Is set to make his fourth Opening Day Roster and first with the Cardinals, adding to 2018, 2021 and 2022 with the Yankees. Was on the Injured List in 2019 and Taxi Squad in 2020.
- Was acquired at the trade deadline from the New York Yankees in exchange for OF Harrison Bader on August 2, 2022.
- Has held left-handed batters to a .252 on-base percentage since 2017, ranking 4th among left-handed pitchers trailing only Josh Hader (.232), Chris Sale (.242), Robbie Ray (.250); minimum 350 total batters faced.
- Became the second MLB pitcher in the modern era to go 4-0 with no more than one run allowed over his first four starts with a team after joining the Cardinals. Rookie Fernando Valenzuela is only MLB pitcher to yield one run over his first five starts (45.0 IP) with the 1981 Dodgers.
- Became the 13th different Yankees left-handed pitcher to record multiple double-digit strikeout games in a season when he fanned 12 (9/16 at BAL) and 11 (5/21 vs. CWS) in 2021. Nestor Cortes became the 14th in 2022.
- Has held his opposition to three earned runs or fewer in 79% (85-of-108) of his career starts. Ranks 20th among left-handed pitchers since 2017 with 85.
- Posted a career-high 14 quality starts in 2022, five with the Cardinals.
- Set a career-high in strikeouts with 162 in 2021.

2022

MLB Rank: Games Started (32, T-5th), Shutouts (1, T-1st), Complete Games (1, T-5th), Pickoffs (3, T-5th), First Pitch Strike Pct. (65.4%, 9th), First Pitch Swing Pct. (36.5%, 4th).

- Following the trade with the Yankees, was 6-3 with a 3.11 ERA in 11 starts as a member of the Cardinals with the team posting an 8-3 record.
- Set single-season career highs in innings pitched (178.1), starts (32) and quality starts (14).
- Began his Cards career with a five-game winning streak (Aug. 6-Sept. 2), longest by a starting pitcher to begin his career with the Cardinals since Miles Mikolas (6-0 in 2018).
- Posted three of the Top 10 scoreless inning streaks for the Cardinals (14.2 IP, 4th, 8/17-27; 13.0 IP, T-6th, 8/6-17; 12.0 IP, T-10th, 9/2-7).
- Received two runs of support or less in 17-of-32 starts including six with zero.
- Led the Cardinals through the end of the season with 61 strikeouts following his acquisition at the trade deadline.
- Held left-handed batters to a .198/.213/.264 slash with just one HR (Rafael Devers on July 15), five extra-base hits, and just one walk to 109 LH batters faced.
- Since 1974, became only the 16th pitcher to face 100 or more batters in a season and allow one walk or fewer to a left-handed batter. First Cardinals pitcher to do so since Edward Mujica in 2013.
- His 1.76 ERA in August (30.2 IP) was his lowest in any month of his career with more than one start and the lowest by a Cardinals southpaw since John Tudor posted a 1.74 mark in 1985. Bill Sherdel holds the August left-hander franchise mark with a 1.00 ERA in 1918.

AWARDS & HONORS

TOPPS MLB All-Star Rookie Team
2017: New York Yankees

Triple-A National Champions
2016: Scranton/Wilkes-Barre (AAA)

Baseball America Double-A All-Star
2016: Trenton (AA)

Eastern League Post-Season All-Star
2016: Trenton (AA)

Eastern League Mid-Season All-Star
2016: Trenton (AA)

MiLB.com Organization All-Star
2016: New York Yankees

Florida State League Pitcher of the Week
2015: Tampa (A) Aug. 25-31

South Atlantic League Pitcher of the Week
2015: Charleston (A) May 19-25

South Carolina AAAA High School State Championship
2011: Sumter High School

CAREER MILESTONES

Major League Debut
April 12, 2017 vs. Tampa Bay

First Major League Win
April 17, 2017 vs. Chicago White Sox

First Major League Strikeout
April 12, 2017 vs. Tampa Bay
(1st inning, swinging, Steven Souza, Jr.)

500th Major League Strikeout
August 22, 2022 at Chicago Cubs
(4th inning, Ian Happ, looking)

100th Major League Start
August 17, 2022 vs. Colorado

- Held the opposition scoreless in four of his 11 starts as a Cardinal. The first Cardinals southpaw since Jaime Garcia (4 in 2010) to win four games while allowing no runs.
- Became the 2nd MLB pitcher in the modern era to go 4-0 with no more than one run allowed over his first four starts with a team. Rookie Fernando Valenzuela is only MLB pitcher to yield one run over his first five starts (45.0 IP) with the 1981 Dodgers.



2022 SEASON CONTINUED...

- Is one of three starting pitchers to have won each of their first four appearances to begin a Cardinals career, joining 1927 rookie Fred Frankhouse (5-0 in first 5 starts) and 1941 mid-season acquisition Harry Gumbert (4-0 in first four starts).
- Logged season-best 13.1 scoreless innings over his first three starts with St. Louis, tying Alex Reyes (2016) and John Urrea (1977) for 5th-longest to begin a Cardinals career. Also was the longest by a starting pitcher in his first three starts since Kyle Lohse (15.0 IP) in 2008.
- Worked 6.0+ IP, allowing two runs or fewer, in a career high 12 starts, besting his previous high (8 in 2017).

2022 POSTSEASON: Appeared in relief in Game 2 of the Wild Card Series vs. Philadelphia and threw 2.2 scoreless innings. It was his first relief appearance since Sept. 15, 2019 vs. Toronto with the Yankees.

PERSONAL/BACKGROUND

- His nickname is Gumby.
- Graduated from Sumter (SC) High School. Named Gatorade Player of the Year for South Carolina in 2011 after going 11-0 with an 0.38 ERA and 114 strikeouts over 74.1 innings pitched as a senior.
- Led Sumter to the 2011 South Carolina AAAA High School State Championship, throwing a shutout in the state championship game and did not allow a run in his four starts, all wins, in the state tournament.
- Played college baseball at the University of South Carolina posting career marks of 20-7 with a 2.87 ERA over 253.2 innings in 42 games started (44 app.). Was 5-0 with a 0.93 ERA in five career postseason starts for the Gamecocks.
- Threw 8.0 scoreless innings in his first College World Series appearance, defeating Arkansas (6/21/12) 2-0.

FEWEST WALKS TO LEFT-HANDED BATTERS IN A SINGLE SEASON

Rank	Team(s)	Season	Walks	
1.	Tom Burgmeier	MIN	1975	0
	Jeff Francis	COL	2012	0
3.	Jordan Montgomery	NY-Y-STL	2022	1
	Jose Alvarez	LAA	2017	1
	Rheal Cormier	MON	1996	1
	Dennis Eckersley	STL	1996	1
	Dennis Eckersley	OAK	1989	1
	Steve Howe	LAD	1982	1
	Chris Martin	TEX-ATL	2019	1
	Edward Mujica	STL	2013	1
	Jerry Reuss	LAD	1981	1
	Don Robinson	CAL-PHI	1992	1
	Glendon Rusch	SD-COL	2008	1
	Tarik Skubal	DET	2022	1
	Mike Stanton	CIN	2007	1
	Dontrelle Willis	FLA	2005	1

* Minimum 100 Total Batters Faced

- In January 2018, spent two weeks with patients at Palmetto Children's Hospital in Columbia, S.C., promoting a virtual book drive on behalf of "Reach Out & Read", an organization which helps build home libraries for children at clinics located at various pediatric hospitals in South Carolina.
- Visited and played games with patients at the New York University Hassenfeld Children's Hospital in August 2018.
- Recently married this past January to his wife, McKenzie.
- Resides in Sumter, South Carolina.



Four days after being acquired by St. Louis at the 2022 MLB Trade deadline from the Yankees, Jordan Montgomery makes his Cardinals debut against his former team in front of a Busch Stadium III record crowd of 48,581 fans, August 6, 2022.



TAYLOR MOTTER

55

HT: 6-1 WT: 219 B/T: R/R BIRTH DATE: 9/18/1989 ML SERVICE: 1.113

FULL NAME: Taylor Davis Motter

BORN: West Palm Beach, Florida

OPENING DAY AGE: 33 (Turns 34 on September 18)

BECAME A CARDINAL: Signed as a minor league free agent, November 18, 2022

CONTRACT STATUS: Signed through 2023

MLB DEBUT: May 16, 2016 at Toronto Blue Jays

INFIELDER/OUTFIELDER (NON-ROSTER)

COMPLETE RECORD

Year	Team	AVG	G	AB	R	H	2B	3B	HR	RBI	SH	SF	HBP	BB	IBB	SO	SB	CS	GDP	SLG	OBP	E
2011	Princeton	.323	46	158	37	51	13	0	4	23	0	3	1	33	0	26	22	2	4	.481	.436	14
	Bowling Green	.182	3	11	1	2	0	0	1	3	0	0	0	1	0	4	1	0	0	.455	.250	0
2012	Bowling Green	.244	99	303	41	74	17	2	5	37	0	3	1	34	0	30	23	2	4	.357	.363	10
	GCL Rays#	.364	4	11	1	4	2	0	0	0	0	0	0	2	0	1	0	0	0	.545	.462	0
	Charlotte	.290	67	210	26	61	14	2	3	21	5	1	1	22	0	29	20	8	5	.419	.359	6
2014	Montgomery	.275	119	451	60	124	19	3	16	61	6	9	5	34	1	71	15	7	19	.437	.327	10
2015	Durham	.292	127	486	74	142	43	1	14	72	1	9	5	57	1	95	26	8	11	.471	.366	17
2016	Durham	.229	88	350	44	80	17	0	13	46	0	2	2	33	1	65	19	4	9	.389	.297	10
	Tampa Bay	.188	34	80	11	15	3	0	2	9	0	1	1	11	0	19	0	1	1	.300	.290	2
2017	Tacoma	.350	25	100	24	35	6	1	7	18	0	2	1	14	0	12	6	3	4	.640	.427	3
	Seattle	.198	92	258	29	51	12	0	7	26	0	1	0	21	0	62	12	1	9	.326	.257	4
2018	Tacoma	.197	37	147	21	29	6	2	5	21	0	1	1	16	0	30	4	2	4	.367	.279	5
	Rochester	.182	47	159	23	29	10	1	5	14	0	1	1	22	1	37	3	4	2	.352	.284	2
	Chattanooga	.133	4	15	2	2	1	0	0	0	0	0	0	1	0	6	0	0	1	.200	.188	1
	Seattle	.267	8	15	2	4	0	0	1	1	0	0	0	2	0	5	0	0	0	.467	.353	0
	Minnesota	.053	9	19	0	1	0	0	0	1	0	0	0	2	0	3	1	0	0	.053	.143	0
2019	Erie	.148	10	27	3	4	0	1	0	2	0	2	1	5	0	8	1	0	2	.222	.286	1
	Midland	.213	60	221	30	47	8	0	8	26	0	1	2	26	0	58	3	2	6	.357	.300	5
2020	Kiwoom (KBO)	.114	10	35	4	4	0	0	1	3	0	1	0	1	0	10	0	0	0	.200	.135	2
2021	Albuquerque	.332	68	214	54	71	16	1	24	57	0	2	2	49	3	50	0	0	11	.752	.457	7
	Worcester	.222	14	45	5	10	2	0	0	6	0	0	0	7	0	13	0	0	0	.267	.327	0
	Colorado	.150	13	20	2	3	0	0	0	0	0	0	0	2	0	6	0	0	1	.150	.227	0
	Boston	.333	3	6	3	2	1	1	0	1	0	0	0	1	0	2	0	0	0	.833	.429	1
2022	Louisville	.250	39	132	12	33	4	0	8	18	0	2	0	19	0	34	0	0	3	.462	.340	4
	Gwinnett	.259	42	147	30	38	11	0	12	36	0	4	0	29	0	39	2	0	6	.578	.372	3
	Cincinnati	.167	2	6	0	1	0	0	0	0	0	0	0	0	0	3	0	0	0	.167	.167	3
MINOR TOTALS		.262	899	3187	488	836	189	14	125	461	17	39	25	420	9	638	146	52	97	.448	.349	98
MAJOR TOTALS		.191	161	404	47	77	16	1	10	38	0	2	1	39	0	100	13	2	11	.309	.262	10

Injury rehabilitation assignment

Note: Major League Uniform Numbers Worn: 38 (2016), 21 (2017-18), 45 (2018), 18 (2021), 30 (2021), 94 (2022)



REGULAR SEASON FIELDING RECORD

Position	PCT	G	PO	A	E	TC	DP
First Base	.990	21	93	2	1	96	11
Second Base	.962	29	28	47	3	78	9
Third Base	.917	17	7	26	3	36	5
Shortstop	.979	49	46	95	3	144	22
Outfield	1.000	39	51	4	0	55	0
Pitcher	---	2	0	0	0	0	0

CAREER TRANSACTIONS

- Selected by the Tampa Bay Rays in the 17th round (540th overall) of the June, 2011 First-Year Player Draft.
- Acquired by the Seattle Mariners along with INF Richie Shaffer from the Tampa Bay Rays in exchange for INF/OF Dalton Kelly, RHP Dylan Thompson and RHP Andrew Kittredge, November 18, 2016.
- Claimed off waivers by the Minnesota Twins, May 28, 2018.
- On Minnesota injured list (concussion), June 29 - July 6, 2018.
- Signed by the Detroit Tigers as a minor league free agent, March 12, 2019.
- Signed by the Colorado Rockies as a minor league free agent, March 3, 2021.
- Claimed off waivers by the Boston Red Sox, September 2, 2021.
- Signed by the Cincinnati Reds as a minor league free agent, April 22, 2022.
- Signed by the Atlanta Braves as a minor league free agent, July 29, 2022.
- Signed by the St. Louis Cardinals as a minor league free agent, November 18, 2022.

2022 SEASON HIGHS

Most Hits: 1, 5/20 at Toronto

Longest Hitting Streak: 1 game, 5/20

CAREER HIGHS

Most Hits: 3, 3x. Last: 4/11/17 vs. Houston

Most Runs: 3, 6/27/16 vs. Boston

Most 2Bs: 3, 4/11/17 vs. Houston

Most HRs: 1, 10x. Last: 4/15/18 vs. Oakland

Most RBIs: 4, 2x. Last: 6/2/17 vs. Tampa Bay

Most BBs: 2, 4x. Last: 4/10/18 at Kansas City

Most SBs: 1, 13x. Last: 7/24/18 at Toronto

Longest Hitting Streak: 6 games, 5/30-6/6/17

Grand Slams: 2. Last: 6/2/17 vs. Tampa Bay (Jake Odorizzi)

Extra-Inning HR: n/a

Game-Ending HR: n/a

Pinch Hit HR: 1. 5/17/16 at Toronto (Drew Storen)

CAREER NOTES

- Has played every defensive position except catcher and center field in his Major League career and appeared at seven different positions during his rookie season in 2016 with Tampa Bay.
- Has played in 899 career minor league games across 11 seasons, hitting .262 (836-3,187) with 125 home runs and 146 stolen bases.
- Played in a career-high 92 games in 2017 with Seattle, setting career highs with 12 doubles, 12 stolen bases and seven home runs, including two grand slams.
- Hit a career-high 24 home runs in 2021 while batting .332 (71-214) with a .457 OBP in 68 games with Triple-A Albuquerque.
- Spent time with the Kiwoom Heroes of the KBO in 2020, hitting one home run across 10 games with the Heroes.
- Was the sixth position player to pitch in Rays history with 0.1 IP on July 1, 2016. Also threw 1.0 inning for Seattle in 2018.
- During his Major League debut with Tampa Bay on May 16, 2016 at Toronto, became the only player since 1913 to play both shortstop and an outfield position in his debut.
- First career Major League home run was a pinch-hit, 2-run homer off of RHP Drew Storen at Toronto.
- Led the International League (Triple-A) with 43 doubles and 58 extra-base hits in 2015 with Durham, while ranking second in the league with an .837 OPS.
- Tallied a career-high five hits on July 4, 2021 with Albuquerque, going 5-for-5 with three doubles and three RBI.
- Drove in a career-high six runs on July 29, 2021 with Albuquerque, compiling a double, two home runs and four runs scored en route to being named the Pacific Coast League Player of the Month for July.
- Had a 16-game hitting streak from June 3-20, 2015 with Triple-A Durham, batting .364 (24-66) in that span before starting a 12-game streak two games later (.488, 21-43).

2022

- Slugged 15 doubles and 20 home runs through 81 games combined between Triple-A Louisville and Gwinnett.
- Opened the season with Cincinnati and played two games with the Reds before being released on July 18.
- Signed with Atlanta as a minor league free agent on July 29 and spent the remainder of the season at Triple-A Gwinnett.
- Tied for third on the team with 12 home runs in 42 games for Gwinnett to go with 36 RBI.
- Had a season-high four hits with Gwinnett on Sept. 8 at Buffalo, going 4-for-4 with a double and two home runs.
- Drove in a season-high four runs on Sept. 9 at Buffalo in the second game of a doubleheader.

BACKGROUND/PERSONAL

- Attended Palm Beach Gardens (Fla.) High School, where he also played basketball.
- Played three seasons at Coastal Carolina University, helping the team to three straight Big South Conference titles.
- Named a 2009 Freshman All-American by Louisville Slugger/Collegiate Baseball.
- Is an avid off-shore fisherman.

AWARDS & HONORS

Baseball America Triple-A All-Star
2015: Durham (AAA)

MiLB.com Organization All-Star
2015: Tampa Bay

International League Post-Season All-Star
2015: Durham (AAA)

International League Mid-Season All-Star
2015: Durham (AAA)

Southern League All-Star Game Top Star
2014: Montgomery (AA)

Southern League Post-Season All-Star
2014: Montgomery (AA)

Southern League Mid-Season All-Star
2014: Montgomery (AA)

Appalachian League Post-Season All-Star
2011: Princeton (Rookie)

Pacific Coast League Player of the Month
2021: Albuquerque (AAA) - July

International League Player of the Week
2022: Gwinnett (AAA) - Sept. 5-11
2016: Durham (AAA) - July 25-31
2015: Durham (AAA) - June 29-July 5

Pacific Coast League Player of the Week
2021: Albuquerque (AAA) - July 26- Aug. 1
2017: Tacoma (AAA) - Aug. 14-20

Texas League Player of the Week
2019: Midland (AA) - June 24-30

CAREER MILESTONES

Major League Debut
May 16, 2016 at Toronto

First Major League Hit
May 16, 2016 at Toronto
(1st inning, single, off J.A. Happ)

First Major League Home Run
May 17, 2016 at Toronto
(9th inning, 2-run, pinch hit, off Drew Storen)

- Estimates that he broke more than 15 bones in his body as a child.
- Resides in St. Petersburg, Fla.



JAMES NAILE

68

HT: 6-3 WT: 200 B/T: R/R BIRTH DATE: 2/8/1993 ML SERVICE: 0.054

(naile)

FULL NAME: James Aubrey Naile

BORN: Cape Girardeau, Missouri

OPENING DAY AGE: 30

BECAME A CARDINAL: Signed as a minor league free agent, November 17, 2021

CONTRACT STATUS: Signed through 2023

MLB DEBUT: June 27 vs. Miami

PITCHER (NON-ROSTER)

NAILE, JAMES

COMPLETE RECORD

Year	Team	W-L	ERA	G	GS	CG	GF	SHO	SV	IP	H	R	ER	HR	HBP	BB	IBB	SO	WP	BK	BA
2015	Vermont	3-0	1.93	18	0	0	14	0	6	23.1	19	6	5	0	0	6	1	17	2	0	.218
	AZL Athletics	0-0	0.00	2	0	0	0	0	0	2.0	0	0	0	0	0	0	0	1	0	0	.000
2016	Nashville	1-1	5.73	2	2	0	0	0	0	11.0	11	7	7	1	0	5	0	4	1	0	.256
	Midland	1-1	4.76	3	3	0	0	0	0	17.0	20	9	9	1	1	3	0	11	1	0	.303
	Stockton	4-1	3.76	8	7	0	0	0	0	40.2	39	17	17	5	1	11	0	46	5	0	.257
	Beloit	3-8	2.66	15	14	0	0	0	0	88.0	67	37	26	2	0	19	1	64	3	2	.211
2017	Midland	2-3	3.21	14	10	0	0	0	0	61.2	55	30	22	5	0	17	0	42	2	1	.239
	Stockton	0-0	5.14	2	2	0	0	0	0	7.0	9	5	4	0	0	1	0	4	0	0	.290
	AZL Athletics	0-0	1.80	2	2	0	0	0	0	5.0	4	1	1	1	0	0	0	11	0	0	.211
2018	Nashville	7-10	4.71	24	24	1	0	1	0	135.2	156	80	71	12	9	40	0	77	6	1	.293
	Midland	1-0	3.00	2	2	0	0	0	0	15.0	17	5	5	1	0	2	0	7	0	0	.288
2019	Las Vegas	2-0	4.41	3	3	0	0	0	0	16.1	18	8	8	4	1	6	0	10	0	0	.281
	Midland	8-7	5.54	24	21	0	1	0	1	125.0	155	83	77	12	8	44	0	82	4	0	.306
2020		DID NOT PITCH -- NO MILB SEASON																			
2021	Las Vegas	8-0	4.04	51	0	0	6	0	0	62.1	77	30	28	7	3	15	2	51	7	0	.306
2022	Memphis	4-3	3.31	44	3	0	8	0	0	73.1	80	31	27	5	5	21	0	64	6	0	.276
	ST. LOUIS	0-0	5.00	7	0	0	4	0	0	9.0	8	5	5	2	0	2	0	5	0	0	.229
	MINOR TOTALS	44-34	4.04	214	93	1	29	1	7	683.1	727	349	307	56	28	190	4	491	37	4	.274
	MAJOR TOTALS	0-0	5.00	7	0	0	4	0	0	9.0	8	5	5	2	0	2	0	5	0	0	.229

REGULAR SEASON FIELDING RECORD

Position	PCT	G	PO	A	E	TC	DP
Pitcher	1.000	7	3	2	0	5	0

CAREER TRANSACTIONS

- Selected by the Oakland Athletics in the 20th round (608th overall) of the June 2015 First-Year Player Draft.
- Signed by the St. Louis Cardinals as a minor league free agent, November 17, 2021.

CAREER NOTES

- Native of Cape Girardeau, Mo., was originally drafted by the Athletics in 2015, made his Major League debut for the Cardinals in June 2022.
- Did not allow a run in his first five Cardinals relief appearances, first in the organization since Dakota Hudson (2018) and the first who accomplished the feat without walking a batter since John Urrea (1977).
- Made 95 appearances in the Minor Leagues over the past two seasons (2021-22), T-8th overall.
- Used primarily as a starting pitcher from 2016-2020 in the Athletics organization, before being converted to a relief pitcher in 2021. Made at least one relief appearance in 2019, 2017 and 2016.
- Had a career-high 51 relief appearances for Las Vegas (AAA) in 2021, his first full season as a relief pitcher since 2015 while with Vermont (R) in the New York-Penn League.
- Has made 49 appearances of four outs or more over the last two seasons.
- Sat out the 2020 season due to COVID-19 protocols canceling the minor league baseball season.
- Missed time on the Injured List from May 19-July 26, 2017 with a left abdominal strain.

2022

- Cape Girardeau-native made his Major League debut on June 27 vs. Miami and did not allow a run, inducing an inning-ending double play from Jorge Soler in a 9-0 Cardinals win.
- Did not allow a run or a walk in his first five career appearances (6.0 IP). First run allowed came in his sixth career appearance, in St. Louis vs. WSH (9/5).
- Was tagged for a career-high four runs vs. WSH (9/8) in his final Major League appearance of the season.
- Was dominant on the road, allowing only one hit (1-15, .067), his only baserunner, in three road appearances without a run scored.
- Finishing pitcher in 4-of-7 MLB appearances. Standed all three inherited runners.
- Posted a season-high 2.1 scoreless innings at ATL (7/4), appearing on consecutive days, in which he recorded four outs the previous night at PHI (7/3).
- Appeared in 44 games for Memphis (AAA), second only to Zach McAllister (56) on the club and 6th overall among Cardinals minor league pitchers.
- Made three spot starts (at Norfolk 5/14, at Charlotte 6/3 & vs. Nashville 6/15). Allowed a total of three runs (2 ER) over 10.0 innings in those starts.
- 29 of his 41 relief appearances were four outs or more, and 15 of those were scoreless. Longest relief outing was 3.0 IP vs. Jacksonville (5/4).
- Posted a 3:1 strikeout to walk ratio (64 K/21 BB) and did not issue a walk in 26-of-44 appearances.
- Finished the season strong down the stretch posting a 1-0 record with a 1.27 ERA over his final 14 appearances at Memphis

AWARDS & HONORS

Pacific Coast League Mid-Season All-Star
2018: Nashville (AAA)

Pacific Coast League Pitcher of the Week
2018: Nashville (AAA) - April 9-15

Minor League Baseball - Gold Glove Award
2016: Nashville (AAA) - Pitcher

CAREER MILESTONES

Major League Debut
June 27, 2022 vs. Miami

First Major League Strikeout
July 3, 2022 at Philadelphia
(8th inning, Alec Bohm, swinging)

2022 SEASON & CAREER HIGHS

Most IP: 2.1, 7/4/22 at Atlanta
Most Strikeouts: 2, twice. Last: 7/4/22 at Atlanta
Most Walks: 1, twice. Last: 9/8/22 vs. Washington
Most Runs Allowed: 4, 9/8/22 vs. Washington
Most ER Allowed: 4, 9/8/22 vs. Washington
Most Hits Allowed: 4, 9/8/22 vs. Washington
Most HR Allowed: 1, twice. Last: 9/8/22 vs. Washington
Longest Winning Streak: n/a
Longest Losing Streak: n/a
Longest Scoreless Streak: 6.0 IP, 6/27-8/4/22

BACKGROUND/PERSONAL

- Graduated from Charleston (Mo.) High School where he was first team All-State as a senior posting an 11-2 record with a 1.35 ERA and 122 strikeouts.
- Played college baseball at the University of Alabama-Birmingham and Parkland (IL) Community College.
- Led the 2015 UAB Blazers with a 10 wins, 109.2 innings pitched and 92 strikeouts.
- Resides in Charleston, Missouri.



PACKY NAUGHTON

70

HT: 6-2 WT: 195 B/T: R/L BIRTH DATE: 4/16/1996 ML SERVICE: 1.003

(NAW-tuhn)

FULL NAME: Patrick Joseph Naughton

BORN: Boston, Massachusetts

OPENING DAY AGE: 26 (Turns 27 on April 16)

BECAME A CARDINAL: Claimed off waivers from the Los Angeles Angels, March 21, 2022

CONTRACT STATUS: Signed through 2023

MLB DEBUT: Aug. 8, 2021 at Los Angeles Dodgers

PITCHER

COMPLETE RECORD

Year Team	W-L	ERA	G	GS	CG	GF	SHO	SV	IP	H	R	ER	HR	HBP	BB	IBB	SO	WP	BK	BA
2017 Billings	3-3	3.15	14	12	0	0	0	0	60	58	24	21	5	1	20	0	63	2	0	.256
2018 Dayton	5-10	4.03	28	28	0	0	0	0	154	168	73	69	12	5	34	0	137	6	1	.280
2019 Chattanooga	6-10	3.66	19	19	0	0	0	0	105.2	109	51	43	8	2	26	2	81	4	0	.266
Daytona	5-2	2.63	9	9	0	0	0	0	51.1	49	16	15	2	1	9	0	50	3	0	.247
2020	DID NOT PITCH - NO MiLB SEASON																			
2021 Salt Lake	2-2	4.76	13	9	0	0	0	0	56.2	69	30	30	7	0	13	0	53	4	0	.299
Rocket City	0-0	6.75	1	1	0	0	0	0	4	7	7	3	2	0	1	0	2	0	0	.333
Los Angeles (AL)	0-4	6.35	7	5	0	0	0	0	22.2	27	18	16	3	1	14	1	12	0	0	.290
2022 Memphis	2-1	2.08	11	0	0	2	0	0	21.2	21	6	5	2	1	5	0	25	0	0	.256
ST. LOUIS	0-2	4.78	26	3	0	5	0	1	32.0	39	17	17	3	1	7	1	31	1	0	.295
MINOR TOTALS	23-28	3.69	95	78	0	2	0	0	453.2	481	207	186	38	10	108	2	411	19	1	.272
MAJOR TOTALS	0-6	5.43	33	8	0	5	0	1	54.2	66	35	33	6	2	21	2	43	1	0	.293

Note: Major League Uniform Numbers Worn: 58 (2021), 70 (2022-present)

REGULAR SEASON FIELDING RECORD

Position	PCT	G	PO	A	E	TC	DP
Pitcher	1.000	33	4	8	0	12	0

REGULAR SEASON BATTING RECORD

	AVG	G	AB	R	H	2B	3B	HR	RBI	SH	SF	HBP	BB	IBB	SO	SB	CS	GDP	SLG	OBP	E
MAJOR TOTALS	.000	2	1	0	0	0	0	0	0	0	0	0	0	0	1	0	0	0	.000	.000	0

CAREER TRANSACTIONS

- Selected by the Cincinnati Reds in 9th round (257th overall) of the June, 2017 First-Year Player Draft.
- Acquired by the Los Angeles Angels with a player to be named later (LHP Jose Salvador) from the Cincinnati Reds in exchange for OF Brian Goodwin August 31, 2020.
- Claimed off waivers by the St. Louis Cardinals from the Los Angeles Angels, March 21, 2021.

2022 SEASON HIGHS

Most IP: 3.1, 5/10 vs. Baltimore
Most Strikeouts: 4, 5/30 vs. San Diego
Most Walks: 1, 7x. Last: 9/13/22 vs. Milwaukee
Most Runs Allowed: 4, 2x. Last: 8/9/22 at Colorado
Most Earned Runs Allowed: 4, 2x. Last: 8/9/22 at Colorado
Most Hits Allowed: 5, 3x. Last: 8/9/22 at Colorado
Most HRs Allowed: 2, 5/10/22 vs. Baltimore
Longest Scoreless Streak: 7.1 IP, 7/3-24
Longest Win Streak: n/a
Longest Losing Streak: 2 games, 5/10-present

CAREER HIGHS

Most IP: 5.0, 9/7/21 at San Diego
Most Strikeouts: 5, 9/7/21 at San Diego
Most Walks: 3, twice. Last: 9/28/21 at Texas
Most Runs Allowed: 4, 5x. Last: 8/9/22 at Colorado
Most Earned Runs Allowed: 4, 5x. Last: 8/9/22 at Colorado
Most Hits Allowed: 6, twice. Last: 9/14/21 at Chicago White Sox
Most HRs Allowed: 2, twice. Last: 5/10/22 vs. Baltimore
Longest Scoreless Streak: 7.1 IP, 7/3-24/22
Longest Win Streak: n/a
Longest Losing Streak: 6 games, 9/1/21-present
Last Relief Appearance: 9/20/22 at San Diego
Last Start: 6/8/22 at Tampa Bay

CAREER NOTES

- Is 0-0 with a 2.97 ERA in 25 MLB relief appearances.
- Has allowed one run in six appearances against NL Central opponents (1.69 ERA).
- In 2019, finished among Reds minor league leaders in nearly every pitching category and was named Cincinnati's Minor League Pitcher of the Year.
- Was ranked by *Baseball America* among Reds Top 30 prospects entering 2018 (#28) and 2020 (#17) seasons.

2022

- Had nine relief appearances of four outs or more, holding opponents scoreless in seven of those outings.
- Held left-handed batters to a .163 average (8-49).
- Made three spot starts (5/10 vs. Baltimore, 5/30 vs. San Diego & 6/8 at Tampa Bay).
- Stranded 12 of 17 inherited runners.
- Earned first career save 7/7 at Atlanta with a scoreless 11th; did not record a save in minors or college.

BACKGROUND/PERSONAL

- Graduated from Boston Latin School. Founded April 23, 1635, it is the oldest school in America.
- Alumni of the school include five signers of United States Declaration of Independence (Samuel Adams, Benjamin Franklin, John Hancock, William Hooper and Robert Treat Paine), as well as eight former Massachusetts governors and several preeminent architects, historians, politicians and military figures.
- Underwent Tommy John surgery during junior season of high school at Boston Latin.
- Played for Plymouth Pilgrims in 2015 New England Collegiate Baseball League
- Pitched for Harwich Mariners in 2016 Cape Cod League.
- Played collegiately at Virginia Tech.
- Originally selected by Cincinnati in the 9th round of the June, 2017 MLB Draft.
- Marked highest draft selection for any Virginia Tech player since Mark Zagunis was selected by Cubs in the third round (78th overall) of 2014 Draft.
- Resides in West Roxbury, Mass.

AWARDS & HONORS

Cincinnati Reds Minor League Pitcher of the Year

2019: Daytona (A) & Chattanooga (AA)

Cincinnati Reds Minor League Pitcher of the Month

2019: Chattanooga (AA) - August

MLB.com Organizational All-Star

2019: Cincinnati Reds

Florida State League Mid-Season All-Star

2019: Daytona (High-A)

Midwest League Pitcher of the Week

2018: Dayton (A) - July 9-15

Pioneer League Mid-Season All-Star

2017: Billings (A)

Pioneer League Pitcher of the Week

2017: Billings (A) - July 10-16

2017: Billings (A) - August 28-Sept. 3

CAREER MILESTONES

Major League Debut

August 8, 2021 at Los Angeles Dodgers

First Major League Strikeout

August 27, 2021 vs. San Diego (4th inning, Jake Marisnick, swinging)

First Major League Save

July 7, 2022 at Atlanta

First Major League Start

September 1, 2021 vs. New York Yankees



LARS

NOOTBAAR

21

HT: 6-2 WT: 205 B/T: L/R BIRTH DATE: 9/8/1997 ML SERVICE: 1.076

(NOOT-bahr)

FULL NAME: Lars Taylor-Tatsuji Nootbaar

BORN: El Segundo, California

OPENING DAY AGE: 25 (Turns 26 on September 8)

BECAME A CARDINAL: Selected in the 8th round (243rd overall) of the June, 2018 First-Year Player Draft

CONTRACT STATUS: Signed through 2023

MLB DEBUT: June 22, 2021 at Detroit

OUTFIELDER

COMPLETE RECORD

Year	Team	AVG	G	AB	R	H	2B	3B	HR	RBI	SH	SF	HBP	BB	IBB	SO	SB	CS	GDP	SLG	OBP	E
2018	State College	.227	56	198	14	45	5	0	2	26	0	1	2	22	1	43	2	2	1	.283	.309	2
2019	Springfield	.269	33	93	12	25	2	1	0	3	0	1	0	16	0	22	1	1	1	.312	.373	1
	Palm Beach	.275	39	142	10	39	3	0	2	17	0	0	0	13	0	20	1	2	3	.338	.335	0
	Peoria	.245	29	106	17	26	4	1	5	18	0	0	0	16	1	13	2	1	5	.443	.344	1
2020	DID NOT PLAY -- NO MiLB SEASON																					
2021	Memphis	.308	35	117	21	36	2	1	6	19	0	0	2	17	3	25	1	3	0	.496	.404	0
	ST. LOUIS	.239	58	109	15	26	3	1	5	15	1	1	0	13	1	28	2	1	0	.422	.317	2
2022	Memphis	.222	17	63	13	14	4	0	4	14	0	3	1	10	0	19	2	0	1	.476	.325	1
	ST. LOUIS	.228	108	290	53	66	16	3	14	40	0	5	1	51	1	71	4	1	3	.448	.340	2
MINOR TOTALS		.257	209	719	87	185	20	3	19	97	0	5	5	94	5	142	9	9	11	.373	.345	5
MAJOR TOTALS		.231	166	399	68	92	19	4	19	55	1	6	1	64	2	99	6	2	0	.441	.334	4

Note: Major League Uniform Numbers Worn: 68 (2021), 21 (2022-present)

WILD CARD SERIES RECORD

Year	Team	AVG	G	AB	R	H	2B	3B	HR	RBI	SH	SF	HBP	BB	IBB	SO	SB	CS	GDP	SLG	OBP	E	
2021	STL at LAD	DID NOT PLAY -- ON POSTSEASON ROSTER																					
2022	STL vs. PHI	.333	2	6	0	2	1	0	0	0	0	0	0	2	0	2	0	0	0	.500	.500	0	
W.C. TOTALS		.333	2	6	0	2	1	0	0	0	0	0	0	2	0	2	0	0	0	.500	.500	0	

REGULAR SEASON FIELDING RECORD

Position	PCT	G	PO	A	E	TC	DP
Outfielder	.983	128	224	11	4	239	5

CAREER TRANSACTIONS

- Selected by the St. Louis Cardinals in the eighth round (243rd overall) of the June, 2018 First-Year Player Draft.

2022 SEASON HIGHS

Most Hits: 3, 3x. Last: 9/23 at Los Angeles Dodgers
Most Runs: 3, twice. Last: 8/20 at Arizona
Most 2Bs: 2, 8/23 [1] at Chicago Cubs
Most HRs: 1, 14x. Last: 9/23/21 at Los Angeles Dodgers
Most RBI: 3, 3x. Last: 9/23 at Los Angeles Dodgers
Most BBs: 2, 12x. Last: 9/22 at San Diego
Longest Hitting Streak: 6 games, twice. Last: 8/6-12

CAREER HIGHS

Most Hits: 3, 5x. Last: 9/23/22 at Los Angeles Dodgers
Most Runs: 3, twice. Last: 8/20/22 at Arizona
Most 2Bs: 2, 8/23/22 [1] at Chicago Cubs
Most HRs: 2, 9/24/21 [2] at Chicago Cubs
Most RBI: 3, 4x. Last: 9/23/22 at Los Angeles Dodgers
Most BBs: 2, 12x. Last: 9/22/22 at San Diego
Longest Hitting Streak: 6 games, twice. Last: 8/6-12/22
Multi-HR Game: 1. 9/24/21 [2] at Chicago Cubs
Pinch-Hit HR: 1. 8/12/21 at Pittsburgh (Brubaker)
Lead-Off HR: 1. 8/21/22 at Arizona (M. Kelly)
Extra Inning HR: 1. 8/31/22 at Cincinnati (C. Anderson)

CAREER NOTES

- Made the 2022 Opening Day roster for the Cardinals after making his MLB debut in 2021 playing in only 179 minor league games.
- Will play for Japan in the 2023 World Baseball Classic, the first American-born player to appear on Japan's baseball roster in the Classic.
- California native crushed National League West opponents at an OPS of 1.376, the highest single-season mark in MLB in 2022, the highest single-season in Cardinals history and the 6th-highest season all-time in MLB history (min. 50 plate appearances).
- 2021 Arizona Fall League Rising Star.
- Hit for the cycle at Scottsdale (10/29/21) with a double, triple, game-tying home run in the 9th inning and an infield single in the 11th inning, following a four-pitch walk to lead-off the game.
- Made his Major League debut at Comerica Park on June 22 vs. Detroit. Collected his first hit the following afternoon (6/23) in his first start, a triple at Comerica Park becoming the first Cardinal to triple for his first MLB hit since pitcher Daniel Ponce de Leon.
- His first career home run was a pinch-hit shot at PNC Park (8/12/21). Would hit his second pinch-hit homer the next day at Kansas City (8/13/21), becoming the 69th player in MLB history to hit a home run in exactly one plate appearance in consecutive games.
- Ranked among 2022 N.L. leaders in outfield assists with eight. Had recorded a single-season high 16 during the 2019 minor league season.
- Spent the 2020 season, limited by the COVID-19 outbreak, working manual labor at an aerospace engineering company, lifting and drilling holes as well as moving heavy equipment for the maintenance of fighter jets. He worked 10-hour shifts beginning at 4:45 a.m.

CAREER MILESTONES

Major League Debut
June 22, 2021 at Detroit

First Major League Hit
June 23, 2021 at Detroit
(3rd inning, triple, off Matt Manning)

First Major League Home Run
August 12, 2021 at Pittsburgh
(4th inning, pinch hit, 2-run, off JT Brubaker)

AWARDS & HONORS

Arizona Fall Rising Stars
2021: Glendale Desert Dogs

**2022 NATIONAL LEAGUE LEADERS
AVERAGE EXIT VELOCITY ON BATTED BALLS**

NL Rank	Avg Exit Velocity	Team
1. Kyle Schwarber	93.3 MPH	Philadelphia
2. Joc Pederson	93.2 MPH	San Francisco
3. Matt Olson	92.9 MPH	Atlanta
4. Austin Riley	92.5 MPH	Atlanta
5. Bryce Harper	92.1 MPH	Philadelphia
6. Franmil Reyes	92.0 MPH	Chicago
7. Oneil Cruz	91.9 MPH	Pittsburgh
8. Lars Nootbaar	91.7 MPH	St. Louis
9. Ryan McMahon	91.7 MPH	Colorado
10. Manny Machado	91.5 MPH	San Diego

**Minimum 200 Batted Ball Events*

**2022 ST. LOUIS CARDINALS
LONGEST HOME RUNS HIT - DISTANCE**

Rank	Distance	Date	
1. Lars Nootbaar	452 FT.	9/14/22	vs. MIL
2. Nolan Gorman	449 FT.	5/28/22	vs. MIL
3. Paul DeJong	448 FT.	8/9/22	at COL
4. Albert Pujols	443 FT.	8/14/22	vs. MIL
5. Lars Nootbaar	440 FT.	9/23/22	at LAD



2022

NL Ranks: outfield assists (8, T6th)

- Played in 108 games starting 66 in RF, 11 in CF and 2 in LF.
- Began the season on the Opening Day roster for the first time in his career and was recalled three times during the season.
- Finished the season hitting safely in his last nine starts (11-36, .306) with eight XBH (6-2B, 2-HR).
- His 14 home runs T-4th on the Cardinals (Gorman), also ranked 4th with 51 walks on only 347 plate appearances.
- Posted a .345 on-base pct. In the lead-off spot, his only batting position with more walks than strikeouts (14:13), and tallied his most runs (15) and hits (15) from the No. 1 spot.
- Hammered a 452-foot HR (#12) vs. MIL (9/14), longest by a Cardinals player and the longest at Busch Stadium in 2022.
- Hit the first of 14 home runs at CHI (6/3) coming off Cubs infielder Frank Schwindel in the top of the 9th inning of a 14-5 Cardinals rout.
- Led the Cardinals in average exit velocity among batted balls at 91.7 MPH and 25th among MLB players (min. 200 batted ball events); 8th among National League players.
- Of his 14 home runs, two ranked in the Top 5 distance and three in the Top 10 exit velocity among Cardinals players.
- Recorded an assist and putout in a 9-2-5-2-9 DP on 9/9 at PIT (first in STL history). The last MLB OF to start a double play with an assist & end it with a putout was Colorado's Preston Wilson, who started an 8-4-2-5-2-8 DP that originated with a double by Cincinnati's Russell Bryan on July 31, 2003.
- Started 34 consecutive games (7/24-8/30) with the Cardinals posting a 24-10 record while batting .279 (31-111, 16 RBI).
- Hit first lead-off home run at ARI (8/21) off Merrill Kelly.
- Tied for ML lead with 3 triples in August (Ohtani & Realmuto); Lankford 5 in 1991.
- California native hammered N.L. West pitching at a .380 (19-50) clip with 12 of his 19 hits for extra bases (5 doubles, 3 triples, 4 home runs) totaling a 1.376 OPS, the highest mark of any player in MLB (min. 50 PA).

2022 POSTSEASON: Started and batted lead-off in both Wild Card Series games, hitting safely in each, including a double to lead-off Game Two. Also walked in each game and played all three outfield positions during the two-game series. Recorded an outfield assist in Game Two as his throw to third base was cut-off by Nolan Arenado and fired to Brendan Donovan at second base to nail an advancing Bryce Harper.

BACKGROUND/PERSONAL

- Played college baseball at the University of Southern California where he combined to bat .272 with 14 HR and 74 RBI over 141 collegiate games for the Trojans (2016-18).
- Was drafted in 2018 by Scouting Director, Randy Flores, who also played collegiately at USC.
- Twice knocked in the game-winning run while playing against UCLA in a crosstown rivalry game at the Dodger Stadium College Baseball Classic. First time came on March 5, 2017 where he recorded three RBI, two on a triple, and a third RBI for the 10th inning game-winner in a 4-3 victory. The second came on an 8th inning solo home run on March 11, 2018, to break a 2-2 tie.
- Played for Orleans in the Cape Cod League in 2017, batting .252 with a .457 on-base percentage in 35 games.

2022 SEASON OPS LEADERS VS. NATIONAL LEAGUE WEST OPPONENTS

MLB Rank	OPS	Team
1. Lars Nootbaar	1.376	STL
2. Albert Pujols	1.239	STL
3. Jack Suwinski	1.155	PIT
4. Sean Bouchard	1.107	COL
5. Paul Goldschmidt	1.091	STL

CARDINALS SINGLE SEASON OPS LEADERS VS. NATIONAL LEAGUE WEST OPPONENTS

Cardinals Rank	OPS	Season
1. Lars Nootbaar	1.376	2022
2. Mark McGwire	1.372	1997
3. Mark McGwire	1.363	2000
4. Mark McGwire	1.361	1999
5. Ryan Ludwick	1.353	2008
6. Albert Pujols	1.285	2005
7. Albert Pujols	1.264	2006
8. Jim Edmonds	1.261	2004
9. Mark McGwire	1.253	1998
10. Albert Pujols	1.239	2022

ALL-TIME SINGLE SEASON OPS LEADERS VS. NATIONAL LEAGUE WEST OPPONENTS

MLB Rank	OPS	Season
1. Edgar Martinez	1.668	1997 SEA
2. Barry Bonds	1.547	2004 SF
3. Kenji Johjima	1.437	2006 SEA
4. Daryle Ward	1.406	2004 PIT
5. Barry Bonds	1.386	2002 SF
6. Lars Nootbaar	1.376	2022 STL
7. Mark McGwire	1.363	2000 STL
8. Mark McGwire	1.361	1999 STL

**Minimum 50 plate appearances*

- Played for La Crosse in the Northwoods League as a freshman.
- As a prep, played shortstop for El Segundo High School where he was a two-time league Most Valuable Player in football and baseball, leading the football team to a 10-0 regular season record and the CIF semi-finals in 2013 as a dual-threat quarterback sporting a 4.7-40 yard time while passing for 3,000 yards his junior season and 2,002 yards and 25 touchdowns his senior season.
- Spent the 2020 season, limited by the COVID-19 outbreak, working manual labor at an aerospace engineering company, lifting and drilling holes as well as moving heavy equipment for the maintenance of fighter jets. He worked 10-hour shifts beginning at 4:45 a.m.
- His brother, Nigel, was the tight end in high school football and also pitched for the USC Trojans (2012-14). Nigel was a 12th round selection of the Baltimore Orioles in 2014, playing two professional seasons in the minors with Aberdeen and Delmarva before finishing his career in Independent Ball with Normal and Lincoln.
- His first name comes from his great-great grandfather on the Dutch side of his family. His mother, Kumi, is full-blooded Japanese, in reference to his double middle name Taylor-Tatsuiji.
- Resides in El Segundo, California.



TYLER

O'NEILL

27

HT: 5-11 WT: 200 B/T: R/R BIRTH DATE: 6/22/1995 ML SERVICE: 4.059

FULL NAME: Tyler Alan O'Neill

BORN: Burnaby, British Columbia, Canada

OPENING DAY AGE: 27 (Turns 28 on June 22)

BECAME A CARDINAL: Acquired from the Seattle Mariners in exchange for LHP Marco Gonzales, July 21, 2017

CONTRACT STATUS: Signed through 2023

MLB DEBUT: April 19, 2018 at Chicago Cubs

OUTFIELDER 

COMPLETE RECORD

Year Team	AVG	G	AB	R	H	2B	3B	HR	RBI	SH	SF	HBP	BB	IBB	SO	SB	CS	GDP	SLG	OBP	E
2013 AZL Mariners	.310	28	100	12	31	5	3	1	15	0	0	4	12	0	27	2	4	2	.450	.405	0
2014 AZL Mariners	.000	1	2	0	0	0	0	0	0	0	0	0	0	0	1	0	0	0	.000	.000	0
Everett	.400	3	10	2	4	2	0	0	2	0	0	0	1	0	5	0	0	0	.600	.455	0
Clinton	.247	57	219	31	54	9	0	13	38	0	1	5	20	1	79	5	0	5	.466	.322	3
2015 Bakersfield	.260	106	407	68	106	21	2	*32	87	0	6	7	29	+3	137	16	5	6	.558	.316	6
2016 Jackson	.293	130	492	68	144	26	4	24	*102	0	12	9	62	*4	150	12	2	7	*.508	.374	4
2017 Tacoma	.244	93	349	54	85	21	2	19	56	0	2	1	44	0	108	9	2	7	.479	.328	3
Memphis	.253	37	146	23	37	5	1	12	39	0	3	2	10	0	43	5	0	1	.548	.304	2
2018 ST. LOUIS	.254	61	130	29	33	5	0	9	23	0	2	3	7	0	57	2	0	0	.500	.303	2
Memphis	.311	64	238	61	74	9	2	26	63	0	4	2	29	1	68	3	1	3	.693	.385	3
2019 ST. LOUIS	.262	60	141	18	37	6	0	5	16	0	0	0	10	0	53	1	0	3	.411	.311	3
Memphis	.265	41	151	26	40	5	0	11	26	0	1	0	14	0	51	3	0	3	.517	.325	0
Springfield#	.167	6	24	4	4	1	0	2	2	0	0	0	0	0	9	0	0	0	.458	.167	0
2020 ST. LOUIS	.173	50	139	20	24	5	0	7	19	0	1	2	15	0	43	3	1	3	.360	.261	0
2021 ST. LOUIS	.286	138	482	89	138	26	2	34	80	0	4	13	38	0	168	15	4	8	.560	.352	9
2022 ST. LOUIS	.228	96	334	56	76	11	1	14	58	0	7	4	38	0	103	14	4	9	.392	.308	1
Memphis#	.400	5	20	3	8	2	0	1	2	0	0	2	0	0	6	0	0	1	.650	.455	0
MINOR TOTALS	.272	571	2158	352	587	106	14	141	432	0	29	32	221	9	684	55	14	35	.530	.344	21
MAJOR TOTALS	.251	405	1226	212	308	53	3	69	196	0	14	22	108	0	424	35	9	23	.468	.320	15

*Led League + Tied for League Lead # Injury rehabilitation assignment

Note: Major League Uniform Numbers Worn: 41 (2018-20), 27 (2021-present)

WILD CARD SERIES RECORD

Year Team	AVG	G	AB	R	H	2B	3B	HR	RBI	SH	SF	HBP	BB	IBB	SO	SB	CS	GDP	SLG	OBP	E
2020 STL at SD	.000	3	0	0	0	0	0	0	0	0	0	0	0	0	0	0	0	0	.000	.000	0
2021 STL at LAD	.000	1	4	0	0	0	0	0	0	0	0	0	1	0	3	1	0	0	.000	.200	0
2022 STL vs. PHI	Injured - Was Not Eligible																				
W.C. TOTALS	.000	4	4	0	0	0	0	0	0	0	0	0	1	0	3	1	0	0	.000	.200	0



WORLD BASEBALL CLASSIC RECORD

Year Team	AVG	G	AB	R	H	2B	3B	HR	RBI	SH	SF	HBP	BB	IBB	SO	SB	CS	GDP	SLG	OBP	E
2017 Canada	.091	3	11	0	1	0	0	0	0	0	0	0	1	0	5	0	0	0	.091	.167	1
WBC TOTALS	.091	3	11	0	1	0	0	0	0	0	0	0	1	0	5	0	0	0	.091	.167	1

REGULAR SEASON FIELDING RECORD

Position	PCT	G	PO	A	E	TC	DP
Outfielder	.974	358	557	11	15	583	1

Note: Rawlings Gold Glove Award (2): 2020 (first by a left fielder in Cardinals history), 2021

Fielding Bible Award (2): 2020, 2021

2020: Led NL outfielders in zone rating (.978).

Shared lead among MLB outfielders in fielding percentage (1.000).

Led MLB left fielders in total chances/9 (2.33), putouts/9 (2.33), range factor/9 (2.33), outs above average (4), defensive runs saved (9), ultimate zone rating (5.7), defensive runs above average (3.9), SABR defensive index (7.0), and defensive WAR (0.8).

2021: Led NL outfielders in errors (9).

Led NL left fielders in innings (1,105.0), outfield assists (7, T-1st), double plays (1, T-1st), Defensive WAR (0.6).

CAREER TRANSACTIONS

- Selected by the Seattle Mariners in the third round (85th overall) of the June, 2013 First-Year Player Draft.
- Acquired from the Seattle Mariners in exchange for LHP Marco Gonzales, July 21, 2017.
- On St. Louis injured list (left hamstring strain), July 5-16, 2018; included injury rehabilitation assignment to Memphis (AAA).
- On St. Louis injured list (groin inflammation), August 4-13, 2018; included injury rehabilitation assignment to Memphis (AAA).
- On St. Louis injured list (right elbow ulnar nerve subluxation), April 16-25, 2019; included injury rehabilitation assignment to Springfield (AA).
- On St. Louis injured list (strained left wrist), August 3-29, 2019; included injury rehabilitation assignments to Springfield (AA) and Memphis (AAA).
- On St. Louis injured list (right groin strain), April 11-22, 2021.
- On St. Louis injured list (fractured left middle finger), May 18-26, 2021.
- On St. Louis injured list (right shoulder impingement), May 20-June 6, 2022; included injury rehabilitation assignment to Memphis (AAA).
- On St. Louis injured list (left hamstring strain), June 20-July 13, 2022; included injury rehabilitation assignment to Memphis (AAA).
- On St. Louis injured list (left hamstring strain), September 17-end of season; included injury rehabilitation assignments to Memphis (AAA) and Salt River of the Arizona Fall League.

2022 SEASON HIGHS

Most Hits: 3, three times. Last: 6/19 at Boston
Most Runs: 3, twice. Last: 8/29 at Cincinnati
Most 2Bs: 1, 11 times. Last: 9/13 vs. Milwaukee
Most HRs: 2, 8/29 at Cincinnati
Most RBIs: 5, 4/7 vs. Pittsburgh
Most BBs: 3, 8/27 vs. Atlanta
Most SBs: 2, 9/16 vs. Cincinnati
Longest Hitting Streak: 5 games, twice. Last: 9/9-9/14

CAREER HIGHS

Most Hits: 4, 8/6/21 vs. Kansas City
Most Runs: 3, 6x. Last: 8/29/22 at Cincinnati
Most 2Bs: 2, 5x. Last: 9/7/21 vs. Los Angeles Dodgers
Most HRs: 2, 5x. Last: 8/29/22 at Cincinnati
Most RBIs: 5, 4/7/22 vs. Pittsburgh
Most BBs: 3, twice. Last: 8/27/22 vs. Atlanta
Most SBs: 2, 9/16/22 vs. Cincinnati
Longest Hitting Streak: 11 games, 5/14-6/3/21
Multi-HR Game: 5. Last: 8/29/22 at Cincinnati
Pinch-Hit HR: 1. 8/22/18 at Los Angeles Dodgers (Alexander)
Extra Inning HR: 2. Last: 5/11/21 at Milwaukee (Boxberger)
Game Ending HR: 1. 9/22/18 vs. San Francisco (Melancon)
Grand Slams: n/a

CAREER NOTES

- Representing Team Canada in the 2023 World Baseball Classic. Also played for Canada in 2017.
- Winner of the 2020 & 2021 *Rawlings* National League Gold Glove Award in Left Field.
- Joined Curt Flood, Willie McGee, Jim Edmonds and Jason Heyward as the 5th Cardinals outfielder to win a Gold Glove, and became the first left fielder in Cardinals history to earn the coveted defensive trophy.
- Led all 2020 Major League left fielders in total chances/9 (2.33), putouts/9 (2.33), range factor/9 (2.33), outs above average (4), defensive runs saved (9), ultimate zone rating (5.7), defensive runs above average (3.9), SABR defensive index (7.0), and defensive WAR (0.8).
- Earned National League Player of the Week for the Sept. 13-21, 2021 period. Followed it up with National League Player of the Month in September 2021.
- Is the 24th Canadian-born Cardinals player in franchise history and first since catcher George Kottaras (2014).
- Begins 2023 ranked 14th all-time among Canadian-born players in career home runs (69) and 3rd among actives behind Joey Votto (342) and Vladimir Guerrero, Jr (104).
- Is the franchise leader in the majority of offensive categories among Canadian-born Cardinals.
- Has led or tied for the Cardinals lead in Sprint Speed the last four seasons: 29.8 ft/sec in 2022 (16th in MLB), 29.7 ft/sec in 2021 (T-13th in MLB), 29.9 ft/sec in 2019 (9th in MLB) and 29.6 ft/sec in 2020 (7th in MLB).
- Averaging 29.8 ft/sec in Sprint Speed since 2019, 5th-fastest in MLB among qualified runners.

2022

NL Leaders: Sacrifice Flies (7, 6th), Sprint Speed (29.8 ft/sec, 8th), Stolen Bases (14, T-20th)

- Missed a total of 58 games over three different stints on the Injured List.
- Initially landed on the 10-Day Injured List due to a right shoulder impingement (5/20-6/6) and then suffered a left hamstring strain that caused him to miss an additional 40 games (6/20-7/13 and 9/17-end of season).
- Ranked 8th in the NL in Sprint Speed (29.7 feet/sec). Has ranked in the NL Top 8 in each of the last three seasons.
- Has driven in 50+ RBI in consecutive seasons (2021-22).
- Stole 14 bases in 18 opportunities, T-20th in the NL.
- Was 4-for-11 (.364) with 12 RBI with the bases loaded.
- Batted .354/.385/.521 (17-48) with a .905 OPS in 13 June games between injuries.
- Hit a three-run home run while driving in a single-game career high five runs on Opening Day vs. Pittsburgh (4/7).
- Became the 3rd Cardinal to have 5 RBI on Opening Day, joining Del Gainer (1922) and Wally Roettger (1928).
- Extended his streak of homering on Opening Day to three games (2020-22), breaking Mark McGwire's franchise record (1998-99).
- Recorded two walk-off RBI with the bases loaded: 8/16 vs. Colorado via HBP and 8/27 vs. Atlanta via walk

2022 POSTSEASON: Rehabbed his injured left hamstring with Salt River in the Arizona Fall League (one game).

AWARDS & HONORS

National League Player of the Month
2021: St. Louis (September/October)

National League Player of the Week
2021: St. Louis (Sept. 13-19)

Rawlings National League Gold Glove Award - Left Field
2021: St. Louis
2020: St. Louis

Fielding Bible Award - Left Field
2021: St. Louis
2020: St. Louis

Cardinals Minor League Player of the Year
2018: Memphis (AAA)

Baseball America Triple-A All-Star - OF
2018: Memphis (AAA)

Baseball America Minor League All-Star Second Team - OF
2018: Memphis (AAA)

Pacific Coast League Post-Season All-Star
2018: Memphis (AAA)

Southern League Championship Series Most Valuable Player
2016: Jackson (AA)

Southern League Post-Season All-Star
2016: Jackson (AA)

Southern League Mid-Season All-Star
2016: Jackson (AA)

Baseball America Southern League Player of the Year
2016: Jackson (AA)

Baseball America Minor League All-Star
2016: Jackson (AA)

All-Star Future Games Selection
2016: World Team (Canada)

Southern League Player of the Month
2016: Jackson (AA) - May

Southern League Player of the Week
2016: Jackson (AA) - May 23-29

Arizona Fall League Rising Stars
2016: Peoria

California League Post-Season All-Star
2015: Bakersfield (High-A)

Pan Am Games
2015: Canada - Gold Medal

Rawlings First Team All-Region
2013: Canada & Puerto Rico Region



BACKGROUND/PERSONAL

- Graduated from Garibaldi Secondary School in Maple Ridge, British Columbia, Canada.
- Primarily a hockey player as a child, began playing baseball because he became bored during his summers.
- Named 2013 Rawlings 3rd Team All-American and First Team All-Region (Canada & Puerto Rico Region).
- Played for the Canadian Junior National Team in 2012.
- Member of Team British Columbia that played in the 2012 Canada Cup Tournament in London, Ontario, Canada. Earned MVP of the Gold Medal Game.
- His father, Terry, is a former Mr. Canada, winning the national body building title in 1975.
- Committed to play college baseball at Oregon State University before selected by the Mariners in the 3rd round of the June, 2013 First-Year Player Draft.
- Attended Major League Baseball's Rookie Career Development Program after the 2017 season.
- Grew up playing the piano.
- Is an avid fan of the Calgary Flames. His favorite player was Jarome Iginla.
- Represented Team Canada in the 2017 World Baseball Classic and 2016 SiriusXM All-Star Futures Game in San Diego.
- Switched his uniform No. from 41 to No. 27 prior to the 2021 season.
- Resides in Maple Ridge, British Columbia, Canada with his wife, Stephanie, and their daughter, Audrie Marilyn (1/9/23).

CAREER MILESTONES

Major League Debut

April 19, 2018 at Chicago Cubs

First Major League Hit

May 18, 2018 vs. Philadelphia
(7th inning, single, off Yacksel Ríos)

First Major League Home Run

May 19, 2018 vs. Philadelphia
(6th inning, solo, off Luis García)

First Major League Stolen Base

August 1, 2018 vs. Colorado

CAREER HOME RUNS BY A CANADIAN-BORN PLAYER IN MLB HISTORY (SINCE 1892)

MLB Rank	Home Runs	Seasons
1. Larry Walker	383	1989-2005
2. Joey Votto	342	2007-present
3. Matt Stairs	265	1992-2011
4. Justin Morneau	247	2003-16
5. Jason Bay	222	2003-13
6. Jeff Heath	194	1936-49
7. Russell Martin	191	2006-19
8. Corey Koskie	124	1998-2006
9. George Selkirk	108	1934-42
10. Vladimir Guerrero Jr.	104	2019-present
11. Pete Ward	98	1962-70
12. Michael Saunders	81	2009-17
13. Brett Lawrie	71	2011-16
14. Tyler O'Neill	69	2018-present

SINGLE-SEASON HOME RUNS BY A CARDINALS OUTFIELDER

Name	Home Runs	Season
1. Jim Edmonds	41	2000
2. Jim Edmonds	40	2004
3. Jim Edmonds	38	2003
4. Ryan Ludwick	37	2008
5. Tyler O'Neill	34	2021



FREDDY PACHECO

64

HT: 5-11 WT: 235 B/T: R/R BIRTH DATE: 4/17/1998 ML SERVICE: 0.000

(pah-CHEH-koh)

FULL NAME: Freddy Alexander Pacheco

BORN: Araguaita, Venezuela

OPENING DAY AGE: 24 (Turns 25 on April 17)

BECAME A CARDINAL: Signed as an International Free Agent, November 29, 2017

CONTRACT STATUS: Signed through 2023

PITCHER

COMPLETE RECORD

Year	Team	W-L	ERA	G	GS	CG	GF	SHO	SV	IP	H	R	ER	HR	HBP	BB	IBB	SO	WP	BK	BA	
2018	GCL Cardinals	1-2	0.55	9	1	0	3	0	1	16.1	9	9	1	0	0	10	2	21	1	0	.164	
	DSL Cardinals Blue	3-0	1.50	11	0	0	8	0	4	18.0	7	4	3	0	0	8	0	35	5	0	.117	
2019	Peoria	1-4	4.12	41	0	0	18	0	3	54.2	38	29	25	0	3	56	1	90	13	1	.192	
2020	DID NOT PITCH -- NO MiLB SEASON																					
2021	Memphis	0-0	0.00	2	0	0	1	0	0	3.0	1	0	0	0	0	1	0	5	0	0	.100	
	Springfield	1-0	1.83	15	0	0	12	0	3	19.2	7	4	4	1	0	8	0	33	3	0	.106	
	Peoria	0-0	5.17	24	0	0	9	0	8	31.1	20	18	18	5	1	20	0	57	2	0	.182	
2022	Springfield	1-5	3.81	24	0	0	20	0	8	28.1	20	18	12	4	2	16	1	41	4	1	.208	
	Memphis	2-2	2.41	26	0	0	9	0	4	33.2	17	12	9	2	2	12	0	43	0	0	.145	
MINOR TOTALS		9-13	3.16	152	1	0	80	0	31	205.0	119	94	72	12	8	131	4	325	28	2	.167	

CAREER NOTES

- Averaging 14.3 strikeouts/9 IP over his four professional seasons covering 152 appearances and 205.0 innings.
- Has led Cardinals minor league pitchers in saves over the last two seasons: recorded career-high 12 saves in 15 opportunities in 2022 and had 11 in 12 opps. in 2021.
- His 31 saves and 152 appearances are the most by any Cardinals minor leaguer since his professional debut in 2018.
- Paced Cardinals minor league pitchers in strikeouts/9 IP in 2018 (14.7), 2019 (14.8), and 2021 (15.8).
- Has struck out a batter in 134 of 152 career professional appearances, with a career-high of seven over 3.0 innings at Burlington (4/18/19).
- Did not allow a home run until his first appearance of the 2021 season, his 62nd career appearance.
- Ranked in the Top 10 of Cardinals as the 2nd-Toughest to homer off in 2019 (261 total batters faced without a home run) and 9th in 2018 (136 TBF/0 HR).
- Ranked 7th among 2018 Cardinals pitchers in WHIP (0.99).

2022

- Set career-highs with 50 appearances and 62.0 innings pitched between Double-A Springfield (24) and Triple-A Memphis (26).
- Ranked 3rd among St. Louis minor league relievers with 84 strikeouts.
- Struck out multiple batters in 24 of his 50 outings (48%), including five of his final seven appearances on the season.
- Began the season with Springfield and notched eight saves in 10 chances.
- Ranked 2nd for Springfield with 20 games finished in his 24 appearances, while his 29 games finished for the season ranked 2nd among all Cardinals minor leaguer hurlers.
- Did not allow a baserunner through his first five outings of the season with Springfield, with six strikeouts across a combined 4.0 innings.
- Allowed four earned runs combined in his final 15 outings after Aug. 1, going 1-1 with a 1.93 ERA (18.2 IP/4 ER).

BACKGROUND/PERSONAL

Resides in Araguaita, Venezuela.



PEDRO PAGÉS

89

HT: 6-0 WT: 245 B/T: R/R BIRTH DATE: 9/17/1998 ML SERVICE: 0.000

(PAH-hez)

FULL NAME: Pedro José Pagés

BORN: Maracay, Venezuela

OPENING DAY AGE: 24 (Turns 25 on September 17)

BECAME A CARDINAL: Selected in the sixth round (185th overall) of the June, 2019 First-Year Player Draft

CONTRACT STATUS: Signed through 2023

CATCHER (NON-ROSTER)

COMPLETE RECORD

Year	Team	AVG	G	AB	R	H	2B	3B	HR	RBI	SH	SF	HBP	BB	IBB	SO	SB	CS	GDP	SLG	OBP	E	
2019	State College	.291	50	179	29	52	17	1	2	21	0	3	4	28	0	39	1	0	5	.430	.393	1	
2020		DID NOT PLAY -- ALTERNATE TRAINING SITE ONLY																					
2021	Peoria	.249	80	301	28	75	12	1	9	39	0	2	7	34	0	82	1	2	8	.385	.337	12	
2022	Memphis	.222	44	153	16	34	8	0	4	16	0	3	0	14	0	46	0	0	11	.353	.282	1	
	Springfield	.232	42	138	22	32	7	0	6	28	0	4	1	24	0	56	1	0	1	.413	.341	3	
MINOR TOTALS		.250	216	771	95	193	44	2	21	104	0	12	12	100	0	223	3	2	25	.394	.341	17	

CAREER NOTES

- Invited to Major League Spring Training for the fourth consecutive year (2020-23), every season since he was drafted.
- Reported to the Alternate Training Site in Springfield during the COVID-19 shortened season of 2020 but was not recalled to St. Louis or travel on the Taxi Squad.
- Has reached base safely in 168-of-214 (78.5%) professional games with a plate appearance and has a career on-base percentage of .341.
- Threw out 28.8% (57 CS/198 SB ATT) of attempted basestealers in his professional career.
- In 2019, posted a 23-game on-base streak (8/2-31), 3rd-longest in the New York-Penn League, compiling a .404 on-base percentage during the run.
- Has not spent a day on the Injured List in his four years of professional baseball (216 games).

AWARDS & HONORS

Conference USA Defensive Player of the Year
2019: Florida Atlantic University

**Buster Posey National Collegiate Catcher
of the Year Award Finalist**
2019: Florida Atlantic University
2018: Florida Atlantic University

- Ranked among 2019 New York-Penn League leaders in batting (.291, 7th), on-base percentage (.393, 6th), slugging (.430, 9th), OPS (.823, 7th) and doubles (17, T4th).
- Played in 13 games for Salt River in the 2022 Arizona Fall League.

2022

- Split the season between Springfield (AA) and Memphis (AAA), playing 42 games at Double-A before a promotion to Triple-A on June 16 and remained there the rest of the season playing in 44 games.
- Posted career-highs in games played (86), innings caught (578.2), home runs (10), RBI (44), runs (38), walks (38) and sacrifice flies (7).
- Threw out 30.4% (21 CS/69 SB ATT) of attempted base stealers on the season.
- Reached base safely in 61-of-84 games (73%) in which he recorded a plate appearance.
- Hit two solo home run vs. Amarillo (5/13) in a 12-8 win.
- Posted a season-high four RBI twice; vs. Tulsa (4/24) and vs. NW Arkansas (5/3).
- Played 13 games, starting 12 at catcher, for Salt River in the Arizona Fall League, posting a .279 BA with one home run and seven RBI.

BACKGROUND/PERSONAL

- Graduated from Gulliver Prep High School in Miami, Fla.
- Named Conference USA Defensive Player of the Year during his junior season at Florida Atlantic University, throwing out 40.0% (17 CS/43 SB ATT) of attempted base stealers and added three pick-offs, making him one of 14 finalists for the Buster Posey National Collegiate Catcher of the Year Award (formerly known as the Johnny Bench Award) in 2019.
- Batted .295 with 14 HR, 98 RBI over 143 career games in a three-year career at FAU. Had a broken hamate injury that ended his 2018 season early.
- Played one season for Hyannis in the 2018 Cape Cod League, batting .260 with 3 HR and 17 RBI in 36 games.
- Venezuelan-born catcher is bi-lingual in English and Spanish.
- Resides in Miami, Florida.



Reliever Andre Pallante faces Joey Votto of the Cincinnati Reds at Busch Stadium, July 15, 2022.



ANDRE PALLANTE

53

HT: 6-0 WT: 215 B/T: R/R BIRTH DATE: 9/18/1998 ML SERVICE: 1.000

(pah-LAWN-tay)

FULL NAME: Neil Andre Pallante

BORN: Mission Viejo, California

OPENING DAY AGE: 24 (Turns 25 on September 18)

BECAME A CARDINAL: Selected in the fourth round (125th overall) in the June, 2019 First-Year Player Draft

CONTRACT STATUS: Signed through 2023

MLB DEBUT: April 10, 2022 vs. Pittsburgh

PITCHER

COMPLETE RECORD

Year	Team	W-L	ERA	G	GS	CG	GF	SHO	SV	IP	H	R	ER	HR	HBP	BB	IBB	SO	WP	BK	BA
2019	State College	1-0	2.78	11	9	0	0	0	0	35.2	27	11	11	2	2	11	0	38	0	0	.211
2020		DID NOT PITCH -- NO MILB SEASON																			
2021	Memphis	0-0	3.60	2	1	0	0	0	0	5.0	7	2	2	0	0	4	0	4	0	0	.304
	Springfield	4-7	3.82	21	21	0	0	0	0	94.1	102	53	40	8	5	42	0	82	7	0	.273
2022	ST. LOUIS	6-5	3.17	47	10	0	4	0	0	108.0	113	39	38	9	1	40	2	73	4	0	.274
MINOR TOTALS		5-7	3.53	34	31	0	0	0	0	135.0	136	66	53	10	7	57	0	124	7	0	.259
MAJOR TOTALS		6-5	3.17	47	10	0	4	0	0	108.0	113	39	38	9	1	40	2	73	4	0	.274

Note: Major League Uniforms Worn: 53 (2022-present)

WILD CARD SERIES RECORD

Year	Team	W-L	ERA	G	GS	CG	GF	SHO	SV	IP	H	R	ER	HR	HBP	BB	IBB	SO	WP	BK	BA
2022	STL vs. PHI	0-0	27.00	1	0	0	1	0	0	0.2	2	2	2	0	0	0	0	1	0	0	.500

REGULAR SEASON FIELDING RECORD

Position	PCT	G	PO	A	E	TC	DP
Pitcher	1.000	47	12	15	0	27	1

CAREER NOTES

- Made the 2022 Cardinals Opening Day roster and played the entire season in St. Louis after arriving at Spring Training as a non-roster invite. Was his first official invite to Major League Spring Training.
- Pitched over 50 innings as a starting pitcher and relief pitcher in 2022, one of two pitchers in MLB to do so (Nick Martinez, SD) and the first Cardinals rookie since John Urea (1977).
- Led all Major League rookies with 17 ground into double plays induced.
- 2021 Arizona Fall League All-Star.
- Ranked 2nd in the 2021 Arizona Fall League with a 1.29 ERA over 21.0 innings without allowing a home run. Topped out at 99 MPH on stadium speed guns.
- Finished the AFL season on a 15.0-inning consecutive scoreless inning streak over four starts.
- 2019 New York-Penn League All-Star, making a relief appearance and throwing a scoreless inning with a strikeout.
- Did not pitch during the 2020 season due to COVID-19 restrictions.

CAREER TRANSACTIONS

- Selected by St. Louis in the fourth round (125th overall) of the June, 2019 First-Year Player Draft.

2022

- Non-roster invite made the Major League roster out of Spring Training and remained on the roster the entire season.
- Made Major League debut with 1.0 inning of relief vs. PIT (4/10). His first start came in his 18th career appearance, at CHI (6/4) in the second game of a doubleheader. Threw 4.0 innings allowing one run in a no decision the Cardinals rallied to win in extra innings (7-4).
- Ranked 4th on the Cardinals pitching staff in innings pitched (108.0) and ranked 3rd among National League rookies.
- Became the first Cardinals rookie pitcher since 1977 (John Urrea) to throw 50 innings as a starter and reliever in the same season and first in MLB to do so since 2010 (Hisanori Takahashi, NYM).
- Was joined by Nick Martinez (SD) at the end of the season as the only two pitchers to compile 50 innings both as a starter and reliever.
- Was the 8th Cardinals rookie to pitch 100 or more innings since 2000 and first to do it in his inaugural season since Joe Kelly in 2012 (107.0).
- Led all Major League rookies with 17 ground into double plays induced. Ranked among National League rookies in wins (6, T-3rd) and strikeouts (73, 10th).
- Ran off a 35.0-inning homerless streak (7/26-10/3), which was T-7th longest active in the N.L. at the time.
- Posted the 3rd-longest scoreless streak by a Cardinals pitcher, T24th-longest by a National League pitcher and 3rd-longest by a National League rookie.
- Was 3-3 with a 3.98 ERA in 10 starts and 3-2 with a 2.35 ERA in 37 relief appearances.
- Threw 8.0 scoreless IP for a combined 5-0 five-hit shutout with Ryan Helsley for a win in his final start (7/31 at WSH) of the year before moving to the bullpen the rest of the season.

2022 POSTSEASON: Made relief appearance in Wild Card Game 1 vs. PHI (10/7), entering the game with bases loaded and a 2-1 lead before suffering a blown save allowing two runs on two hits with three inherited runs scored as the Phillies rallied for a 6-3 win.

BACKGROUND/PERSONAL

- Played college baseball at the University of California-Irvine where he was a two-time All-Big West honoree compiling a 26-9 record and 2.59 ERA over 243 innings pitched with 260 strikeouts.
- Recorded back-to-back 10-win seasons in 2018 and 2019.
- Posted the 5th-highest strikeout mark in school history (115) in 2018.
- Posted the 2nd-lowest ERA in UC-Irvine history in 2018 with a 1.60 mark, ranking 6th-lowest in NCAA Division I.
- Named a unanimous All-American and was a finalist for the National Collegiate Baseball Hall of Fame Pitcher of the Year award.
- Traveled with the U.S. Collegiate National Baseball Team after the season.

2022 SEASON & CAREER HIGHS

- Most IP (Starter):** 8.0, 7/31/22 at Washington
- Most IP (Relief):** 4.0, 8/5/22 vs. New York Yankees
- Most Strikeouts (Starter):** 8, 7/31/22 at Washington
- Most Strikeouts (Relief):** 5, 5/30/22 vs. San Diego
- Most Walks (Starter):** 4, 6/4/22 at Chicago Cubs [2]
- Most Walks (Relief):** 3, twice. Last: 8/31/22 at Cincinnati
- Most Runs Allowed (Starter):** 7, 7/5/22 at Atlanta
- Most Runs Allowed (Relief):** 4, 9/5/22 vs. Washington
- Most Earned Runs Allowed (Starter):** 7, 7/5/22 at Atlanta
- Most Earned Runs Allowed (Relief):** 4, 9/5/22 vs. Washington
- Most Hits Allowed (Starter):** 10, 7/5/22 at Atlanta
- Most Hits Allowed (Relief):** 5, 5/30/22 vs. San Diego
- Most HRs Allowed:** 2, 7/5/22 at Atlanta
- Longest Winning Streak:** 4 games, 7/15-8/31/22
- Longest Losing Streak:** 4 games, 6/15-7/5/22
- Longest Scoreless Streak:** 17.0 IP, 7/26-8/10/22
- Last Start:** 7/31/22 vs. Washington

CAREER MILESTONES

- Major League Debut**
April 10, 2022 vs. Pittsburgh
- First Major League Start**
June 4, 2022 at Chicago Cubs (Game 2)
- First Major League Win**
May 30, 2022 vs. San Diego
- First Major League Strikeout**
April 15, 2022 at Milwaukee
(8th inning, Christian Yelich, swinging)

AWARDS & HONORS

- Arizona Fall League Rising Star**
2021: Glendale Desert Dogs
- Double-A Central Pitcher of the Week**
2021: Springfield (AA) - Aug. 9-15
- New York-Penn League All-Star**
2019: State College (SS-A)

- Pitched for Chatham in the 2017 Cape Cod League recording marks of 0-1 with a 1.20 ERA and an 0.93 WHIP in 11 relief appearances.
- Graduated from San Clemente High School. The same high school which produced Cardinals 2021 1st round draft pick Michael McGreevy and Braves 2015 1st round draft pick Kolby Allard.
- Resides in San Clemente, California

PALANTINE ANDRE



TOMMY PARSONS

73

HT: 6-3 WT: 215 B/T: R/R BIRTH DATE: 9/1/1995 ML SERVICE: 0.000

FULL NAME: Thomas Britton Parsons

BORN: Columbus, Ohio

OPENING DAY AGE: 27 (Turns 28 on September 1)

BECAME A CARDINAL: Signed as a non-drafted free agent, June 12, 2018

CONTRACT STATUS: Signed through 2023

PITCHER (NON-ROSTER)

COMPLETE RECORD

Year	Team	W-L	ERA	G	GS	CG	GF	SHO	SV	IP	H	R	ER	HR	HBP	BB	IBB	SO	WP	BK	BA	
2018	Johnson City	5-1	3.00	13	9	+1	1	+1	1	57.0	59	23	19	7	0	10	0	43	2	0	.268	
2019	Memphis	0-1	9.00	1	1	0	0	0	0	5.0	7	5	5	2	1	2	0	8	0	0	.318	
	Springfield	4-6	5.29	14	14	0	0	0	0	83.1	91	50	49	26	0	13	0	77	2	2	.276	
	Palm Beach	3-2	2.13	7	7	1	0	0	0	42.1	41	14	10	1	0	7	0	39	1	0	.246	
	Peoria	4-0	0.26	5	5	1	0	+1	0	35.0	14	1	1	1	0	5	0	26	3	0	.120	
2020	DID NOT PITCH -- ALTERNATE TRAINING SITE ONLY																					
2021	Memphis	2-6	5.86	24	9	0	3	0	1	73.2	84	48	48	19	0	24	0	70	3	0	.292	
2022	Memphis	+12-4	4.31	38	17	0	3	0	0	135.2	102	68	65	*29	2	57	0	110	2	1	*.204	
MINOR TOTALS		30-20	4.10	102	62	3	7	2	2	432.0	398	209	197	85	3	118	0	371	13	3	.242	

* Led League + Tied for League Lead

CAREER NOTES

- Selected to Major League Spring Training as a non-roster invitee for the third time in his career (2020, 2021, 2023).
- Has appeared for Memphis (AAA) in each of the last three full minor league seasons (2019, 2021-22), and leads the Redbirds in appearances (62) since the beginning of 2021.
- Led the 2022 International League in opponent batting average (.204).
- Paced 2022 Cardinals minor leaguers in wins (12), which were tied for 5th-most across all of minor league baseball. His 12 victories in Memphis tied for the 6th-most in single-season franchise history and were the most by any Redbirds pitcher since Dakota Hudson (13 in 2018).
- In 2022, established a new Redbirds single-season record in home runs allowed (29), and has yielded 50 career long balls overall while pitching for Memphis (2019-present), 2nd-most in franchise history behind Brandon Dickson (54).
- Pitched at the Alternate Training Site at Hammons Field in Springfield, Mo. in 2020, but did not travel to St. Louis or on the road with the Taxi Squad.
- Recognized as having the "Best Control" in the Cardinals organization by *Baseball America* before the 2020 season.
- Led 2019 Cardinals minor leaguers in innings pitched (165.2), complete games (2) and shutouts (1, T1st); while ranking in the top five in wins (11, T-2nd), strikeouts (148, 3rd), and starts (27, 3rd).
- Tied for the 2019 Midwest League lead with one complete game, a 9.0-inning shutout vs. Quad Cities (4/22) allowing two hits with three walks and six strikeouts (102 pitches).
- Struck out a career-high 12 vs. Lakeland (6/3/19), limiting the opposition to one single in a 2-0 loss in 11 innings.
- Three-time Michigan Intercollegiate Athletic Association Pitcher of the Year at NCAA Division III powerhouse Adrian (Mich.) College.
- Was 40-4 with a 2.21 ERA and 24 complete games out of 44 career starts in college, with 29 starts of 7.0 innings or more.

2022

- Led Memphis (AAA) in innings pitched (135.2) while splitting time between the bullpen (21 games) and starting rotation (17 starts) during his second consecutive full season at Triple-A.
- Since the beginning of 2021, has appeared for Memphis more than any pitcher (62 games).
- Led Cardinals minor leaguers in wins (12) and ranked among organizational leaders in innings pitched (6th) and opponent batting average (.204, 10th).
- Ranked tied for 5th across all of minor league baseball in both wins (12) and home runs allowed (29).
- Paced the International League in average against and home runs allowed (29) while ranking among league leaders in wins (T-1st), win pct. (.750, 2nd), innings pitched (5th), pitches thrown (2187, 7th), opponent OPS. (.426, 9th), WHIP (1.17, 4th), ERA (4.31, 9th).
- His 12 victories ranked tied for 6th in Redbirds single-season franchise history and were the most by a Memphis pitcher since Dakota Hudson (13 in 2018).
- Established a new franchise single-season record with 29 home runs allowed, and has yielded 50 career long balls while pitching for Memphis (2019-present), 2nd-most in franchise history to Brandon Dickson (54).
- Appeared in the starting rotation primarily in the second half of the season, going 6-4 with a 4.34 ERA (91.1 IP) in 17 starts.
- Pitched 6.0+ innings in eight starts (six quality starts).
- Went 6-0 with a 4.26 ERA (44.1 IP) in 21 relief outings.
- Made 12 relief appearances of 2.0 innings or more. Pitched exactly 1.0 inning on six occasions.

AWARDS & HONORS

Midwest League Pitcher of the Week

2019: Peoria (A) - April 8-14

2019: Peoria (A) - April 22-28

Midwest League Player of the Month

2019: Peoria (A) - April

Appalachian League Post-Season All-Star

2018: Johnson City (R)

BACKGROUND/PERSONAL

- Graduated from New Albany High School, located outside of Columbus, Ohio.
- Played college baseball at NCAA Division III powerhouse Adrian (Mich.) College, where he posted career totals of 40-4 with a 2.21 ERA over 51 career appearances while throwing 24 complete games.
- Walked only 36 batters and struck out 288 in 322.0 innings. Left the school as the all-time leader in ERA (2.21), wins (40), starts (44) and innings pitched (322.0).
- Won three consecutive Michigan Intercollegiate Athletic Association Pitcher of the Year Awards (2016-18) and five 2018 MIAA Pitcher of the Week Awards in one season.
- Threw a no-hitter vs. Olivet on 3/25/16.
- Struck out a career-high 15 batters in a shutout vs. Transylvania (3/4/2017) and recorded 10 double-digit strikeout games over his four-year career.
- Played two seasons of summer ball while in college in the Northwoods League for the Battle Creek (Mich.) Bombers.
- Resides in New Albany, Ohio.



JUNIEL QUERECUTO 62

HT: 5-9 WT: 195 B/T: S/R BIRTH DATE: 9/19/1992 ML SERVICE: 0.01

(who-nee-EL care-uh-KOO-toh)

FULL NAME: Juniel Alberto Querecuto

BORN: Barquisimeto, Venezuela

OPENING DAY AGE: 30 (Turns 31 on September 19)

BECAME A CARDINAL: Signed by the Cardinals as a minor league free agent, November 15, 2022

CONTRACT STATUS: Signed through 2023

MLB DEBUT: September 22, 2016 vs. New York Yankees

INFIELDER (NON-ROSTER)

QUERECUTO, JUNIEL

COMPLETE RECORD

Year	Team	AVG	G	AB	R	H	2B	3B	HR	RBI	SH	SF	HBP	BB	IBB	SO	SB	CS	GDP	SLG	OBP	E
2010	GCL Rays	.252	46	167	20	42	4	1	0	11	4	1	3	13	0	26	11	2	7	.287	.315	13
2011	Hudson Valley	.241	70	274	36	66	11	3	0	24	4	3	1	20	0	45	8	3	5	.303	.292	26
2012	Bowling Green	.249	106	386	53	96	17	2	0	32	9	2	1	38	0	79	13	6	10	.303	.316	15
2013	INJURED -- DID NOT PLAY																					
2014	Charlotte	.194	27	93	9	18	0	2	0	8	0	0	0	2	0	19	0	1	2	.237	.211	2
	Bowling Green	.291	88	354	45	103	13	1	2	37	6	1	1	25	0	44	5	5	5	.350	.339	19
2015	Durham	.300	4	10	1	3	1	0	0	1	0	0	0	2	0	4	0	0	0	.400	.417	2
	Montgomery	.209	44	129	22	27	5	1	1	10	3	1	1	14	0	18	0	3	6	.287	.290	4
	Charlotte	.293	41	150	23	44	7	1	1	23	3	1	1	14	0	26	1	1	3	.373	.355	5
2016	Durham	.242	36	120	11	29	8	0	0	11	1	0	2	6	1	31	3	1	4	.308	.289	2
	Montgomery	.141	60	220	26	53	11	3	3	27	2	3	0	21	0	43	0	0	6	.359	.303	6
	Tampa Bay	.091	4	11	1	1	0	1	0	2	0	0	0	0	0	6	0	0	0	.273	.091	0
2017	Sacramento	.232	94	293	26	68	11	0	2	27	3	3	3	26	1	63	6	2	9	.290	.299	10
2018	Reno	.315	68	251	33	79	8	2	1	22	1	3	1	18	0	35	8	3	14	.375	.359	3
	Jackson	.369	47	168	24	62	15	2	0	23	1	2	2	12	2	21	10	3	2	.482	.413	4
2019	Reno	.288	102	386	48	111	19	6	9	51	1	3	2	16	0	70	7	4	10	.438	.317	4
2020	DID NOT PLAY -- NO MILB SEASON																					
2021	Reno	.301	96	362	59	109	15	7	13	79	0	3	0	31	2	62	9	2	10	.489	.354	17
2022	Louisville	.256	108	398	52	102	27	2	11	34	0	3	2	29	0	80	10	5	12	.417	.308	12
MINOR TOTALS		.269	1037	3761	488	1012	172	33	43	420	38	29	20	287	6	666	91	41	105	.367	.322	144
MAJOR TOTALS		.091	4	11	1	1	0	1	0	2	0	0	0	0	0	6	0	0	0	.273	.091	0

*Led League

+Tied for League Lead

Note: Major League Uniform Numbers Worn: 9 (2016)

REGULAR SEASON FIELDING RECORD

Position	PCT	G	PO	A	E	TC	DP
Second Base	1.000	2	2	2	0	4	0
Third Base	1.000	1	1	1	0	2	0
Shortstop	---	1	0	0	0	0	0

CAREER TRANSACTIONS

- Signed by Tampa Bay Rays as an international free agent, July 2, 2009.
- Signed by the San Francisco Giants as a minor league free agent, November 17, 2016.
- Signed by Arizona Diamondbacks as a minor league free agent, January 23, 2020.
- Signed by Cincinnati Reds as a minor league free agent, January 11, 2022.
- Signed by the St. Louis Cardinals as a minor league free agent, November 18, 2022.

CAREER NOTES

- Journeyman infielder has four games of Major League experience with the Tampa Bay Rays in 2016.
- Venezuelan native started his professional career as a 17-year old at the Rays Gulf Coast League entry in 2010.
- Played in the Rays, Giants, Diamondbacks and Reds organizations prior to signing with the Cardinals.
- True utility man has appeared in games at shortstop (522), second base (234), third base (205) and first base (13), with 50 games in the outfield over 11 minor league seasons.
- Registered playing time in nine Major League Spring Training seasons since 2012 including a career-high 26 games with Arizona in 2021.
- Missed the entire 2013 season recovering from "Tommy John" surgery.
- Made his Major League debut on 9/22/16 vs. NYY at third base. Recorded his first Major League hit five days later, a two-RBI triple off Matt Albers at CWS (9/27/16) after beginning the game 0-for-3 against Chris Sale.
- Spent the entire 2020 season at the Diamondbacks alternate site.
- Played seven seasons for Cardenales de Lara in the Venezuelan Winter League. Also played two seasons for Venezuela in the Caribbean Series. Totaled 299 games in foreign leagues with a .296 BA, 8 HR, 119 RBI.
- 2018 Venezuelan Winter League Finals MVP with Lara, batting .611 in the championship series.
- Has developed power in his swing over the last two seasons hitting 11 home runs for Louisville (AAA) in 2022 and 13 home runs for Reno (AAA) in 2021.

2022

- Played in 108 games at Louisville (AAA), appearing at shortstop (44 games), second base (39), third base (21) and right field (1).
- Smacked a career-high and team-leading 27 doubles to go with 11 home runs, the second highest longball total in his career.
- Homered in three straight games twice during the season (7/7-9 & 9/9-11) and hit a home run in 5-of-7 games from Sept. 4-11.
- Ran off a 10-game hitting streak (6/1-12), including a four-hit game, nearly missing the cycle by a triple at Gwinnett (6/3).

BACKGROUND/PERSONAL

- Made his Major League debut while recovering from having his wisdom teeth removed.
- Resides in Barquisimeto, Venezuela.

CAREER HIGHS

Most Hits: 1, 9/27/16 at Chicago White Sox
Most Runs: 1, 9/27/16 at Chicago White Sox
Most 3Bs: 1, 9/27/16 at Chicago White Sox
Most RBI: 2, 9/27/16 at Chicago White Sox
Longest Hitting Streak: 1 game, 9/27/16

CAREER MILESTONES

Major League Debut
 September 22, 2016 vs. New York Yankees

First Major League Hit
 September 27, 2016 at Chicago White Sox
 (9th inning, triple, off Matt Albers)

AWARDS & HONORS

Pacific Coast League Player of the Week
 2021: Reno (AAA) - Sept. 13-19

Venezuelan Winter League Finals MVP
 2018: Lara

Southern League Mid-Season All-Star
 2018: Jackson (AA)

Caribbean Series All-Star
 2016: Venezuela

Florida State League Mid-Season All-Star
 2015: Charlotte (High-A)



NICK RAPOSO

93

HT: 5-10 WT: 212 B/T: R/R BIRTH DATE: 6/3/1998 ML SERVICE: 0.000

(ra-POH-so)

FULL NAME: Nicholas Louis Raposo

BORN: Providence, Rhode Island

OPENING DAY AGE: 24 (Turns 25 on June 3)

BECAME A CARDINAL: Signed by the Cardinals as a non-drafted minor league free agent, June 15, 2020

CONTRACT STATUS: Signed through 2023

CATCHER (NON-ROSTER)

COMPLETE RECORD

Year	Team	AVG	G	AB	R	H	2B	3B	HR	RBI	SH	SF	HBP	BB	IBB	SO	SB	CS	GDP	SLG	OBP	E
2021	Springfield	.267	42	116	19	31	4	2	1	12	1	1	2	17	0	27	1	0	1	.362	.368	5
2022	Springfield	.270	59	204	36	55	18	0	7	34	0	1	1	23	0	55	1	1	3	.461	.345	0
MINOR TOTALS		.269	101	320	55	86	22	2	8	46	1	2	3	40	0	82	2	1	4	.425	.353	5

CAREER NOTES

- Invited to Major League Spring Training for the first time this season after playing his first two seasons of pro ball with Springfield (AA).
- Signed as a non-drafted free agent following a four-year collegiate career at Wheaton (Mass.) College.
- Began his career at Double-A Springfield in 2021 and has not played below that level.
- Did not commit an error in 358 total chances at catcher in 2022.
- Has thrown out 20.4% (10 CS/49 SB ATT) of attempted stolen bases in his professional career.
- Posted a career-high 5 RBI vs. Tulsa (8/8/21), going 2-for-5 with a triple and a home run.
- Made one appearance on the mound and pitched 1.1 scoreless innings of relief with a strikeout and a walk to close out a 17-1 loss vs. San Antonio (6/5/21). Also doubled for the Cardinals, their only extra base hit that game.

2022

- Played the entire season at Springfield (AA), his second full season at the Double-A affiliate.
- Collected a career-high seven home runs with 34 RBI. Ranked 4th on Springfield with 18 doubles despite ranking 13th on the team in games played (59).
- Played 361.1 innings behind the plate and did not commit an error in 358 total chances.

- Reached base safely in a career-high 24 straight games (7/17-9/3), the longest streak by a Springfield player for the season.
- Posted his first multi-home run game at NW Arkansas (7/23) with a solo home run in the 2nd inning and a three-run shot in the 3rd inning, both off the same pitcher (Anthony Veneziano).
- Only threw out 10.8% (4 CS/37 SB ATT) of attempted base stealers.

BACKGROUND/PERSONAL

- Played high school baseball at Johnston (RI) Senior High School where he earned four varsity letters. Was named Rhode Island First Team All-State as a senior.
- Played college baseball four years at Wheaton (MA) College and made it to the Division III College World Series as a freshman in 2017, batting 3-for-8 in the series.
- Finished his college career batting .366 with nine home runs and 117 RBI over 131 games.
- Batted .434 as a sophomore at Wheaton and ranked 10th in the nation with 19 doubles.
- Named All-New England All-Region First Team as announced by D3Baseball.com in 2018-19 and was Second Team All-American in 2018.
- Played baseball for three seasons in the summer with teams in the New England Collegiate Baseball League (New Port 2017, Ocean State 2017 & Martha's Vinyard 2018-19),
- Resides in Johnston, Rhode Island.



JEREMY RIVAS

97

HT: 6-0 WT: 205 B/T: R/R BIRTH DATE: 3/4/2003 ML SERVICE: 0.000

(REE-vahs)
FULL NAME: Jeremy Alejandro Rivas

BORN: Valencia, Venezuela

OPENING DAY AGE: 20

BECAME A CARDINAL: Signed by the Cardinals as an International free agent, July 2, 2019

CONTRACT STATUS: Signed through 2023

INFIELDER (NON-ROSTER) 

COMPLETE RECORD

Year	Team	AVG	G	AB	R	H	2B	3B	HR	RBI	SH	SF	HBP	BB	IBB	SO	SB	CS	GDP	SLG	OBP	E
2021	FCL Cardinals	.271	48	177	22	48	7	1	0	16	0	2	6	15	0	32	6	5	2	.322	.345	13
2022	Palm Beach	.245	*117	425	47	104	16	1	2	37	1	4	4	37	0	104	8	6	7	.301	.309	13
MINOR TOTALS		.253	165	602	69	152	23	2	2	53	1	6	10	52	0	136	14	11	9	.307	.319	26

*Led League

CAREER NOTES

- Rated as "Best Defensive Infielder" in the Cardinals organization by Baseball America entering the 2023 season.
- Reporting to Spring Training camp at 19-years old, is the youngest player invited to the Cardinals Major League Spring Training in 2023. Will turn 20 on March 4.
- Signed as an International free agent in 2019 and played his first professional season in 2021 at the Florida Complex League. Led the team in games played (48), at-bats (177), runs (22), hits (48), sacrifice flies (2) and hit by pitch (6).
- Led the 2022 Florida State League with 117 games played.
- Has played a full season in one single affiliate each of his first two seasons while leading the team in games played both years (FCL Cardinals - 48 in 2021 & Palm Beach - 117 in 2022).
- Played all 165 career games as shortstop and appeared at second base in one game for three innings in the 2021 Florida Complex League.

2022

- Spent the entire season with Palm Beach (A) and led the Florida State League with 117 games played.
- His 117 games played at Palm Beach were the 3rd-most at any level by a Cardinals player behind Luken Baker (124, Memphis-AAA) and Jordan Walker (119, Springfield-AA).
- Ranked among Florida State League leaders in hits (104, T-4th), at-bats (425, 3rd) and sacrifice flies (4, T5th).
- Led Palm Beach (A) in runs (47), hits (104), doubles (16) and RBI (37).
- Ran off a career-high 10-game hitting streak (7/14-28), batting .333 (14-42) during the stretch.
- Scored in five straight games (7/1-6).

BACKGROUND/PERSONAL

- Played for Venezuela in the 2017 Pan-American Baseball Confederation (COPABE) U-14 Pan American Championship in Mexico.
- Born in Valencia, the same city which produced Felix Hernandez, Cesar Hernandez, Edward Mujica, David Peralta and Salvador Perez.
- Resides in Valencia, Venezuela.



DALTON ROACH

84

HT: 6-2 WT: 205 B/T: R/R BIRTH DATE: 4/8/1996 ML SERVICE: 0.000

FULL NAME: Dalton Roach

BORN: Eau Claire, Wisconsin

OPENING DAY AGE: 26 (Turns 27 on April 8)

BECAME A CARDINAL: Signed by the Cardinals as a minor league free agent, June 14, 2019

CONTRACT STATUS: Signed through 2023

PITCHER (NON-ROSTER)

COMPLETE RECORD

Year	Team	W-L	ERA	G	GS	CG	GF	SHO	SV	IP	H	R	ER	HR	HBP	BB	IBB	SO	WP	BK	BA	
2018	River City (Ind.)	1-3	4.66	11	5	0	0	0	0	36.2	37	19	19	7	0	13	0	42	2	0	---	
2019	River City (Ind.)	4-0	1.13	5	5	1	0	0	0	32.0	17	4	4	4	2	6	0	37	1	0	---	
2019	Peoria	1-1	3.71	6	6	0	0	0	0	34.0	30	16	14	0	2	15	0	34	0	0	.240	
	State College	1-0	2.45	2	2	0	0	0	0	11.0	8	4	3	2	1	4	0	16	0	0	.195	
	Johnson City	1-0	5.64	4	4	0	0	0	0	22.1	21	15	14	4	0	3	0	21	0	0	.247	
2020	DID NOT PITCH - NO MiLB SEASON																					
2021	Springfield	7-10	5.65	24	19	0	1	0	0	114.2	135	76	72	27	3	45	1	119	3	0	.291	
2022	Memphis	0-0	0.00	1	0	0	0	0	0	1.0	2	0	0	0	0	2	0	1	0	0	.500	
	Springfield	6-8	4.29	40	11	0	22	0	7	98.2	92	51	47	20	5	23	0	95	2	1	.246	
MINOR TOTALS		16-19	4.79	77	42	0	23	0	7	281.2	288	162	150	53	11	92	1	286	5	1	.263	
INDEPENDENT TOTALS		5-3	3.01	16	10	1	0	0	0	68.2	54	23	23	11	2	19	0	79	3	0	---	

CAREER NOTES

- Signed by the Cardinals as minor league free agent in 2019 after two seasons with River City in the Frontier League.
- Highly decorated college pitcher established Mankato State (MN) University records for wins (30), strikeouts (371) and innings pitched (281.2); 2nd in complete games (17).

2022

- Ranked T-8th among Cardinals minor league pitchers with 41 appearances with 40 at Springfield (AA) and one relief appearance for one inning at Memphis (AAA).
- Started his first 11 games of the season and then switched to a relief role for the final 29 appearances. Was 2-4 with a 5.40 ERA as a starter and 4-4 with a 2.61 ERA as a reliever.
- Surrendered 20 home runs on the season in 99.2 innings, 13 as a starter (58.1 IP) and seven in relief (41.1 IP).
- Combined for a 6-8 record with a 4.24 ERA over 99.2 innings with 96 strikeouts.
- Locked down seven saves in 10 opportunities. Ranked 6th among Cardinals minor leaguers in saves.

BACKGROUND/PERSONAL

- Originally drafted by the Houston Astros in the 21st round in 2018, but did not sign
- Graduated from Memorial High School (WI). Played high school baseball and was honored as the Eau Claire Leader Telegram Player of the Year as a senior in 2014 posting a 7-2 record with an 0.96 ERA with 86 strikeouts over 65.2 innings pitched.
- Played college baseball at Mankato State University and was 30-7 with a 2.49 ERA and 371 strikeouts in his career.
- Was bitten on his back by a black bear while hunting in a deer stand in October of 2021.
- Resides in Eau Claire, Wisconsin.

CAREER TRANSACTIONS

- Selected by the Houston Astros in the 21st round (642nd overall) of the 2018 June, First-Year Player Draft, but did not sign.
- Signed by the St. Louis Cardinals as a minor league free agent, June 14, 2019.



KRAMER ROBERTSON 71

HT: 5-10 WT: 165 B/T: R/R BIRTH DATE: 9/20/1994 ML SERVICE: 0.006

FULL NAME: Kramer Reid Robertson

BORN: Ruston, Louisiana

OPENING DAY AGE: 28 (Turns 29 on September 20)

BECAME A CARDINAL: Selected in the 4th round (124th overall) of the June, 2017 First-Year Player Draft

CONTRACT STATUS: Signed through 2023

MLB DEBUT: May 10, 2022 vs. Baltimore Orioles

INFIELDER (NON-ROSTER)

COMPLETE RECORD

Year	Team	AVG	G	AB	R	H	2B	3B	HR	RBI	SH	SF	HBP	BB	IBB	SO	SB	CS	GDP	SLG	OBP	E
2017	Peoria	.270	54	215	34	58	12	0	3	13	0	0	6	21	0	36	10	4	2	.367	.351	13
2018	Palm Beach	.252	121	460	74	116	24	3	2	37	10	1	*18	49	0	52	15	10	7	.330	.347	18
2019	Memphis	.235	66	179	28	42	10	0	5	24	0	0	3	27	0	42	2	4	1	.374	.344	5
	Springfield	.227	57	194	40	44	5	1	6	27	2	3	8	39	0	43	12	6	6	.356	.373	12
2020	DID NOT PLAY -- ALTERNATE TRAINING SITE ONLY																					
2021	Memphis	.253	118	391	66	99	22	4	11	62	1	3	9	62	0	81	11	1	6	.414	.366	14
2022	Memphis	.228	81	285	56	65	13	0	9	34	0	0	15	60	0	79	22	3	7	.368	.389	7
	Gwinnett	.300	13	50	9	15	3	0	1	6	0	0	1	7	0	10	4	3	2	.420	.397	2
	Syracuse	.240	22	75	16	18	0	1	1	7	0	0	4	17	0	14	4	2	2	.307	.406	3
	ST. LOUIS	.000	2	1	0	0	0	0	0	1	0	0	0	0	0	0	0	0	0	.000	.000	1
MINOR TOTALS		.247	532	1849	323	457	89	9	38	210	13	7	64	282	0	357	80	33	33	.367	.365	74
MAJOR TOTALS		.000	2	1	0	0	0	0	0	1	0	0	0	0	0	0	0	0	0	.000	.000	1

*Led league

Note: Major League Uniform Numbers Worn: 35 (2022)

REGULAR SEASON FIELDING RECORD

Position	PCT	G	PO	A	E	TC	DP
Shortstop	.000	1	0	0	1	1	0

CAREER TRANSACTIONS

- Selected by Cleveland in the 32nd round (962nd overall) of the June, 2016 First-Year Player Draft, but did not sign.
- Selected by the St. Louis Cardinals in the fourth round (124th overall) of the June, 2017 First-Year Player Draft.
- Claimed off waivers by the Atlanta Braves, June 5, 2022
- Claimed off waivers by the New York Mets, June 27, 2022
- Claimed off waivers by the St. Louis Cardinals, August 5, 2022



CAREER NOTES

- Selected as a non-roster invitee to Major League Spring Training for the third straight season (2021-23).
- Has appeared in games at four different positions throughout his minor league career; playing his most games at shortstop (260), followed by second base (78), third base (55) and left field (1).
- Posted career highs in triples (4) and RBI (62) in 2021 as he spent the entire season with Triple-A Memphis.
- Traveled with the Cardinals to Los Angeles as a member of the Taxi Squad for the 2021 Wild Card Game but was not on the official roster.
- Participated in early workouts and seminars as part of the Cardinals 2019 Spring Training Early Program (S.T.E.P.).
- Ranked in the Top 5 in Toughest to Strike Out in the 2018 Florida State League (10.35 TPA/SO) with a career mark of 7.1 TPA/SO.
- Played in the 2018 Florida State League playoffs with Palm Beach (A) going 1-for-8 and the 2017 Midwest League playoffs going 2-for-12 with a double and an RBI.
- Led the Florida State League in hit by pitch (18) in 2018.
- Did not play due to COVID protocols canceling the 2020 Minor League Baseball Season.
- Trained at the Alternate Training Site in Springfield in 2020, but was not called up to St. Louis or travel on the Taxi Squad.
- Played in eight games for Glendale in the 2019 Arizona Fall League, batting .269 with a double, triple and four RBI. Posted a .424 on-base percentage, which would have ranked 5th among AFL players with 25 or more at-bats.
- Helped LSU to the 2017 College World Series Championship round, batting leadoff for the Tigers.

2022

- Made his Major League debut on May 10 vs. Baltimore, entering the game in the ninth inning as a pinch runner.
- Recorded an RBI with his first career plate appearance on May 11 with a ground out to second base to drive in the Cardinals' final run in a 10-1 win over Baltimore.
- Played for three different organizations (St. Louis, Atlanta, New York-NL) throughout the season, including two games in the Major Leagues with St. Louis.
- Was hit by a pitch a career-high 20 times while in the minors to lead the International League.
- Led Memphis with 60 walks and ranked third in the International League with a career-high .393 OBP combined among his three minor-league stops throughout the season.
- Matched a career-high with five RBI on May 6 with Memphis vs. Jacksonville, falling a triple shy of the cycle.
- Stole a career-high 30 bases in 38 attempts for the year, with 22 of those coming during his time with Triple-A Memphis.

BACKGROUND/PERSONAL

- Three-sport athlete at Midway High School in Waco, Texas. Played quarterback, leading the school to the Texas 5A Playoffs his junior and senior seasons. Also played point guard on the basketball team.
- Played college baseball at Louisiana State University where he amassed a .292 batting average (.393 OBP) with 11 HR, 107 RBI, 45 doubles, six triples and 31 hit by pitch over 212 career games.
- Named first team All-SEC as a junior (2016) and played in the 2017 College World Series where he batted .200 (6-30), batting lead-off and starting all seven games for the Tigers in Omaha, Neb. LSU finished runner-up to the Florida Gators for the National Championship.
- Selected to the Baton Rouge Regional All-Tournament Team in 2016.
- Father is Randy Robertson, a former quarterback at Louisiana Tech.
- His mother is Kim Mulkey, is currently the head women's basketball coach at Louisiana State University after winning a National Championship at Baylor (2005). She played basketball at Louisiana Tech and was a member of the 1984 USA Women's Olympic Basketball team.
- His sister Makenzie played college basketball at Baylor.
- Originally selected by Cleveland in the 32nd round of the 2016 June, First-Year Player Draft, but elected to return to LSU for this final collegiate season.
- Played two seasons (2014-15) for Wareham in the Cape Cod League, appearing in 60 games overall, batting .291 with a home run, nine RBI, five stolen bases and 10 hit by pitch.
- Resides in McGregor, Texas.



WILKING

RODRÍGUEZ

58

HT: 6-3 WT: 240 B/T: R/R BIRTH DATE: 3/2/1990 ML SERVICE: 0.008

(WIL-keeng rahd-REE-geh)

FULL NAME: Wilking Jose Rodríguez

BORN: Puerto Cabello, Venezuela

OPENING DAY AGE: 33

BECAME A CARDINAL: Selected from the New York Yankees roster in the 2022 Rule 5 Draft, December 7, 2022

CONTRACT STATUS: Signed through 2023

MLB DEBUT: June 3, 2014 at St. Louis

PITCHER 

COMPLETE RECORD

Year	Team	W-L	ERA	G	GS	CG	GF	SHO	SV	IP	H	R	ER	HR	HBP	BB	IBB	SO	WP	BK	BA
2007	VSL Rays/Reds	3-2	1.95	17	0	0	10	0	2	32.1	23	7	7	1	4	14	1	28	1	0	.200
2008	VSL Rays	0-1	3.71	10	8	0	0	0	0	26.2	26	11	11	3	0	6	0	29	1	0	.260
2009	Princeton	1-6	3.21	13	13	0	0	0	0	56.0	44	24	20	5	2	12	0	52	1	0	.213
2010	Bowling Green	4-10	4.23	22	19	0	0	0	0	106.1	109	66	50	11	6	28	0	93	10	0	.263
2011	Bowling Green	0-3	4.66	9	9	0	0	0	0	36.2	38	21	19	3	3	14	1	34	2	0	.266
	Hudson Valley	1-1	6.48	2	2	0	0	0	0	8.1	10	6	6	0	0	2	0	9	1	1	.303
2012	Charlotte	0-4	5.56	7	7	0	0	0	0	34.0	26	22	21	3	3	15	0	29	5	1	.213
2013	GCL Rays	0-0	0.00	8	6	0	1	0	0	9.0	6	0	0	0	0	3	0	9	1	0	.207
2014	Omaha	1-1	2.87	13	0	0	4	0	0	15.2	13	5	5	0	0	8	2	15	1	0	.224
	NW Arkansas	1-0	1.64	11	0	0	3	0	0	11.0	11	3	2	2	0	4	1	12	0	0	.256
	Kansas City	0-0	0.00	2	0	0	1	0	0	2.0	1	0	0	0	0	1	0	1	0	0	.167
2015	Scranton/W-B	2-0	1.69	7	0	0	2	0	0	10.2	7	2	2	0	0	3	0	13	0	0	.184
2021	Aguascalientes (MX)	0-2	3.86	13	0	0	4	0	0	14.0	7	6	6	0	2	5	1	16	1	0	---
	Dos Laredos (MX)	1-1	3.77	12	0	0	1	0	0	14.1	14	6	6	1	0	7	0	19	4	0	---
2022	Dos Laredos (MX)	6-2	2.01	46	0	0	28	0	17	44.2	27	11	10	4	0	13	0	73	3	0	---
MINOR TOTALS		13-28	3.71	119	64	0	20	0	2	346.2	313	167	143	28	18	109	5	323	23	2	.240
MEXICAN LEAGUE		7-5	2.71	71	0	0	33	0	17	73.0	48	23	22	5	2	25	1	108	8	0	---
MAJOR TOTALS		0-0	0.00	2	0	0	1	0	0	2.0	1	0	0	0	0	1	0	1	0	0	.167

Note: Major League Uniform Numbers Worn: 68 (2014)

REGULAR SEASON FIELDING RECORD

Position	PCT	G	PO	A	E	TC	DP
Pitcher	1.000	2	0	1	0	1	0



CAREER TRANSACTIONS

- Signed by the Tampa Bay Rays as an international free agent, February 26, 2007.
- Signed by Kansas City Royals as a minor league free agent, November 19, 2013.
- Signed by New York Yankees as a minor league free agent, August 18, 2014.
- Signed by Rieleros de Aguascalientes of the Mexican League, January 1, 2020.
- Signed by Tecolotes de los Dos Laredos of the Mexican League, July 18, 2021.
- Signed by New York Yankees as a minor league free agent, August 30, 2022.
- Selected by the St. Louis Cardinals from the New York Yankees in the 2022 Rule 5 Draft, December 7, 2022.

CAREER NOTES

- Selected by the Cardinals in the 2022 MLB Rule 5 Draft from the New York Yankees. Was the oldest player selected at age 32.
- Throws a fastball in the vicinity of triple digits and a cut fastball in the mid-90s.
- Made two appearances for Kansas City in June 2014 with his Major League debut coming at Busch Stadium vs. the Cardinals, retiring Yadier Molina, Oscar Taveras, and Johnny Peralta in order on 11 pitches.
- Has not pitched in Major League Baseball since June 6, 2014 with the Royals, and in affiliated baseball since 2015 with Scranton-Wilkes Barre (AAA-Yankees).
- Played for teams in the Venezuelan Winter League from 2017-21, appearing in games with Aragua (42), Magallanes (25), and Lara (13).
- Pitched for two years in the Mexican League with Aguascalientes (2021) and Dos Laredos (2021-22).
- Made four scoreless appearances for Venezuela in the Caribbean Series of 2021-22, striking out six batters over 3.0 innings with two hits.
- Midwest League Midseason All-Star with Bowling Green (A) in 2010, establishing single-season highs in innings pitched (106.1), strikeouts (93), and games started (19).

2022

- Pitched for Dos Laredos of the Mexican League, leading the team in appearances (46), saves (17), ERA (2.01) and ranking 2nd in strikeouts (73) and 3rd in wins (6).
- Led the Mexican League with an 0.896 WHIP, 14.7 strikeouts/9 IP and 5.4 hits/9 IP over his 44.2 innings pitched. Ranked 2nd with a 2.01 ERA.
- Named a Mexican League Mid-Season All-Star.
- Ranked T-3rd in the Mexican League with 17 saves, trailing only former Major League pitchers Neftalí Feliz (24) and 45-year old Fernando Rodney (22).
- Was signed by the New York Yankees as a minor league free agent, August 30, 2022, but did not appear in a game. Was placed on the Temporary Inactive List three days later on September 2, 2022.
- Continued to pitch in the Venezuelan Winter League returning to Magallanes and made 24 appearances, tying his single-season high for a Winter League team (Aragua (2019-20)).

AWARDS & HONORS

Mexican League Mid-Season All-Star
2022: Tecolotes de los Dos Laredos

Midwest League Mid-Season All-Star
2010: Bowling Green (A)

Appalachian League Pitcher of the Week
2009: Princeton (R) - Aug. 18-24

CAREER MILESTONES

Major League Debut
June 3, 2014 at St. Louis

First Major League Strikeout
June 6, 2014 vs. New York Yankees
(9th inning, Jacoby Ellsbury, swinging)

CAREER HIGHS

Most IP: 1.0, twice. Last: 6/6/14 vs. New York Yankees
Most Strikeouts: 1, 6/6/14 vs. New York Yankees
Most Walks: 1, 6/6/14 vs. New York Yankees
Most Runs Allowed: n/a
Most ER Allowed: n/a
Most Hits Allowed: 1, 6/6/14 vs. New York Yankees
Longest Winning Streak: n/a
Longest Losing Streak: n/a
Longest Scoreless Streak: 2.0 IP, 6/3/14-present

BACKGROUND/PERSONAL

- Originally signed by the Tampa Bay Rays as an international free agent, February 26, 2007.
- Played his first season of professional ball in 2007 for a co-op team comprised of players with the Reds and Rays organization in the Venezuelan Summer League.
- Resides in Puerto Cabello, Venezuela.



JoJo

ROMERO

59

HT: 5-11 WT: 205 B/T: L/L BIRTH DATE: 9/9/1996 ML SERVICE: 2.101

FULL NAME: Joseph Abel Romero

BORN: Camarillo, California

OPENING DAY AGE: 26 (Turns 27 on September 9)

BECAME A CARDINAL: Acquired from the Philadelphia Phillies in exchange for INF Edmundo Sosa, July 30, 2022.

CONTRACT STATUS: Signed through 2023

MLB DEBUT: August 21, 2020 at Atlanta

PITCHER 

COMPLETE RECORD

Year Team	W-L	ERA	G	GS	CG	GF	SHO	SV	IP	H	R	ER	HR	HBP	BB	IBB	SO	WP	BK	BA
2016 Williamsport	2-2	2.56	10	10	1	0	1	0	45.2	44	15	13	2	3	11	0	31	4	0	.256
2017 Clearwater	5-2	2.24	10	10	0	0	0	0	52.1	43	17	13	2	2	15	0	49	3	0	.223
Lakewood	5-1	2.11	13	13	1	0	0	0	76.2	61	25	18	2	1	21	0	79	5	0	.223
2018 Reading	7-6	3.80	18	18	0	0	0	0	106.2	97	49	45	13	5	41	0	100	8	0	.241
2019 Lehigh Valley	3-5	6.88	13	13	0	0	0	0	53.2	68	47	41	8	4	35	1	40	1	0	.321
Reading	4-4	4.84	11	11	0	0	0	0	57.2	58	33	31	4	1	12	0	52	3	1	.261
2020 Philadelphia	0-0	7.59	12	0	0	2	0	0	10.2	13	10	9	1	2	2	0	10	0	0	.310
2021 Philadelphia	0-0	7.00	11	0	0	1	0	0	9.0	12	8	7	4	1	4	1	8	0	0	.308
2022 Lehigh Valley	0-0	0.00	5	0	0	1	0	0	4.0	3	0	0	0	0	0	0	3	0	0	.200
Reading	0-0	3.00	2	0	0	2	0	2	3.0	5	1	1	0	1	0	0	4	0	0	.385
Clearwater	2-0	2.25	4	2	0	0	0	0	4.0	4	1	1	0	0	2	0	5	0	0	.250
FCL Phillies#	0-0	0.00	1	1	0	0	0	0	1.0	0	0	0	0	0	0	0	3	0	0	.000
Philadelphia	0-0	13.50	2	0	0	1	0	0	2.0	4	3	3	1	0	1	0	1	0	0	.444
Memphis	0-0	0.00	3	0	0	2	0	0	3.0	1	0	0	0	0	0	0	5	1	0	.100
ST. LOUIS	0-0	3.77	15	0	0	4	0	0	14.1	9	6	6	2	0	9	0	16	0	0	.191
MINOR TOTALS	28-20	3.60	90	78	2	5	1	2	407.2	384	188	163	31	17	137	1	371	25	1	.250
MAJOR TOTALS	0-0	6.25	40	0	0	8	0	0	36.0	38	27	25	8	3	16	1	35	0	0	.277

* Led League

+Tied for League Lead

Injury Rehabilitation Assignment

Note: Major League Uniform Numbers Worn: 79 (2020-22), 59 (2022-present)

WILD CARD SERIES RECORD

Year Team	W-L	ERA	G	GS	CG	GF	SHO	SV	IP	H	R	ER	HR	HBP	BB	IBB	SO	WP	BK	BA
2022 STL vs. PHI																				

DID NOT PLAY -- ON POSTSEASON TAXI SQUAD

REGULAR SEASON FIELDING RECORD

Position	PCT	G	PO	A	E	TC	DP
Pitcher	1.000	40	3	3	0	6	1



CAREER TRANSACTIONS

- Selected by the Philadelphia Phillies in the fourth round (107th overall) of the 2016 June, First-Year Player Draft.
- On Philadelphia Phillies Injured List (sprained left elbow), May 6, 2021 - end of season.
- On Philadelphia Phillies Injured List (recovery from left elbow surgery), March 11 - July 15, 2022; included injury rehabilitation assignment to Florida Complex League Phillies (R).
- Acquired by the St. Louis Cardinals from the Philadelphia Phillies in exchange for INF Edmundo Sosa, July 30, 2022.

2022 SEASON HIGHS

Most IP: 2.0, twice. Last: 10/4 at Pittsburgh
Most Strikeouts: 2, 5x. Last: 10/4 at Pittsburgh
Most Walks: 2, twice. Last: 9/28 at Milwaukee
Most Runs Allowed: 3, twice. Last: 9/28 at Milwaukee
Most ER Allowed: 3, twice. Last: 9/28 at Milwaukee
Most Hits Allowed: 4, 7/22 vs. Chicago Cubs
Most HRs Allowed: 1, 3x. Last: 9/16 vs. Cincinnati
Longest Winning Streak: n/a
Longest Losing Streak: n/a
Longest Scoreless Streak: 7.0 IP, 7/16-9/3/22

CAREER HIGHS

Most IP: 2.0, 3x. Last: 10/4/22 at Pittsburgh
Most Strikeouts: 3, 8/21/20 at Atlanta
Most Walks: 2, twice. Last: 9/28/22 at Milwaukee
Most Runs Allowed: 3, 5x. Last: 9/28/22 at Milwaukee
Most ER Allowed: 3, 5x. Last: 9/28/22 at Milwaukee
Most Hits Allowed: 4, 7/22/2022 vs. Chicago Cubs
Most HRs Allowed: 2, 4/17/21 vs. St. Louis
Longest Winning Streak: n/a
Longest Losing Streak: n/a
Longest Scoreless Streak: 7.0 IP, 7/16-9/3/22

CAREER NOTES

- Acquired from the Phillies (7/30/22) for INF Edmundo Sosa.
- Was a starting pitcher in the Phillies organization through his first four professional seasons. Began pitching in relief in the 2017 Arizona Fall League and made only three spot starts of less than 2.0 innings each in 2022 while returning from injury; his only starts since 2018.
- Has begun his MLB career with 40 appearances (2020-present) without recording a decision or save; longest-active streak in MLB and tied for 19th-longest in MLB history to begin a career.
- The 15 appearances without a decision or save to begin his Cardinals career ranks 37th-longest in franchise history.
- Was called up to Philadelphia on August 14, 2020, but did not appear in a game. Recalled on August 20, 2020, as the 29th player for a doubleheader and did not appear in the twinbill. Was returned to Lehigh Valley (AAA) following the doubleheader and recalled the following day when he finally made his Major League debut at Atlanta.
- Struck out the side on 12 pitches in his Major League debut at Atlanta (8/21/20), becoming the second Phillies player since 1957 to strike out the side in his MLB debut. Stayed on the Phillies roster the remainder of the 2020 season.
- First five home runs allowed in his career were all served up to All-Stars (Juan Soto, James McCann, Nolan Arenado, Yadier Molina and Jackie Bradley, Jr.).
- 2017 Phillies Minor League Pitcher of the Year
- Pitched for Scottsdale in the 2017 Arizona Fall League with marks of 1-0 with an 0.84 ERA allowing one earned run (2 UER) over 10.2 innings and eight relief appearances with five strikeouts. Was his first time pitching in relief since the start of his professional career. Did not start another game until 2022.
- Underwent Tommy John surgery on May 26, 2021, performed by Dr. Neal ElAttrache.

AWARDS & HONORS

South Atlantic League All-Star
2017: Lakewood (A)

Phillies Minor League Pitcher of the Year
2017: Lakewood (A) & Clearwater (A)

Phillies Minor League Pitcher of the Month
2017: Lakewood (A) - June

Phillies Minor League Pitcher of the Week
2019: Lehigh Valley (AAA) - July 22-28
2017: Clearwater (A) - Aug. 28-Sept. 4
2017: Lakewood (A) - June 12-18
2017: Lakewood (A) - May 29-June 4

South Atlantic League Pitcher of the Week
2017: Lakewood (A) - May 8-14

MiLB.com Organizational All-Star
2017: Philadelphia Phillies

NJCAA National Champions
2016: Yavapai (AZ) College

CAREER MILESTONES

Major League Debut
August 21, 2020 at Atlanta

First Major League Strikeout
August 21, 2020 at Atlanta
(8th inning, swinging, Adam Duvall)

2022

- Acquired by the Cardinals at the trade deadline in exchange for INF Edmundo Sosa on 7/30 and was sent to Memphis.
- Began the season on the Phillies 60-day Injured List recovering from left elbow surgery. Made his 2022 debut with the Phillies at Miami (7/16) and one more appearance (7/22 vs. CHI) before the trade to the Cardinals where he finished the season.
- Made 17 appearances without recording a decision or save; currently owns the longest-active streak in MLB at 40.
- His Cardinals debut came at ARI (8/20) pitching a perfect 9th inning with two strikeouts to close out a 16-7 win.
- Ran off a career-high 7.0 scoreless innings from his Cardinals debut through his next four appearances (8/20-9/7)
- Posted a season-high 2.0 innings twice, both scoreless outings (8/23-G1 at CHI & 10/4 at PIT). Retired all six batters faced with one strikeouts vs. the Cubs.
- Pitched a scoreless inning in a 13-inning game at CIN (8/31), getting a caught stealing on pickoff to end the 8th inning to hold down a tie game.
- Did not allow a run in any of his five day game appearances, holding his opposition scoreless on one hit over 5.2 innings with seven strikeouts.
- Held left-handed batters to a .118 BA (2-17) with one home run allowed (Oneil Cruz, at PIT, 9/10).
- Posted a season-high allowing 3 runs at MIL (9/28).

2022 POSTSEASON: Was not on the postseason roster, but remained in St. Louis as a member of the postseason Taxi Squad.

PERSONAL/BACKGROUND

- Originally selected by the Philadelphia Phillies in the fourth round (107th overall) of the June 2016 First Year Player Draft.
- Graduated from Oxnard (CA) High School where he was a four-year letterwinner in baseball and a three-year letterman in soccer where he led the league in assists as a senior. Two-time All-State baseball selection finished his career 24-7 with 280 strikeouts.
- Played college baseball at Yavapai (AZ) College where he helped the team to the 2016 NJCAA National Championship.
- Transferred to Yavapai after his freshman year at the University of Nevada where he appeared in 23 games helping the Wolfpack to the 2015 Mountain West Conference regular season title, their first MWC title in school history.
- Committed to transfer to the University of Arizona to follow head coach Jay Johnson, but first spent a season at Yavapai due to transfer restrictions, and was subsequently drafted before making the transfer to Arizona.
- His brother, Josh, currently is a two-way college baseball player at Cal State-Northridge and also played at Yavapai College and Nevada.
- Resides in Oxnard, California.



ROMERO, JOJO



WADE STAUSS

99

HT: 6-2 WT: 220 B/T: L/R BIRTH DATE: 4/4/1999 ML SERVICE: 0.000

(like house)

FULL NAME: Wade Garrett Stauss

BORN: Wildwood, Missouri

OPENING DAY AGE: 23 (Turns 24 on April 4)

BECAME A CARDINAL: Signed by the Cardinals as a non-drafted minor league free agent, July 22, 2021

CONTRACT STATUS: Signed through 2023

CATCHER (NON-ROSTER)

COMPLETE RECORD

Year	Team	AVG	G	AB	R	H	2B	3B	HR	RBI	SH	SF	HBP	BB	IBB	SO	SB	CS	GDP	SLG	OBP	E
2021	Palm Beach	.143	15	42	2	6	2	0	1	4	0	1	2	6	0	26	0	0	2	.262	.275	1
2022	Peoria	.203	25	64	11	13	2	0	2	5	2	0	7	11	0	28	1	1	0	.328	.378	2
	Palm Beach	.195	29	87	4	17	2	0	1	5	2	0	9	10	0	45	0	0	0	.253	.340	2
MINOR TOTALS		.187	69	193	17	36	6	0	4	14	4	1	18	27	0	99	1	1	2	.280	.339	5

CAREER NOTES

- Invited to Major League Spring Training for the first time this season.
- Signed as a non-drafted free agent following a four-year collegiate career at Southeast Missouri State University.
- Played high school baseball at Lafayette High School in the St. Louis suburb of Wildwood, Missouri, the same school that produced 2011 World Series MVP David Freese and 2006 National League MVP Ryan Howard.
- Has thrown out 17.6% (15 CS/85 SB ATT) of attempted base stealers in his minor league career.
- Named 2021 Ohio Valley Conference Tournament MVP, the first by a Redhawks player since current Mets pitcher Joey Lucchesi.

2022

- Began the season at Palm Beach (Single-A), played in 29 games before a promotion to Peoria (High-A) on June 20, before returning to Palm Beach on August 1 through the end of the season.
- Posted his first career multi-home run game compiling a career-high four RBI at Quad Cities (6/28).

AWARDS & HONORS

Ohio Valley Conference Tournament MVP
2021: Southeast Missouri State University

BACKGROUND/PERSONAL

- Played high school baseball at Lafayette (Mo.) High School.
- Played college baseball at Southeast Missouri State University, the same school that produced former Cardinals outfielder and current pro scout, Kerry Robinson.
- Hit a team-high 14 home runs for SEMO in 2021.
- Was named the 2021 Ohio Valley Conference Tournament MVP after batting .400 (6-15) with three home runs, two doubles and six RBI leading the Redhawks to their 4th OVC title and automatic NCAA Regional berth to Oxford, Miss.
- Played only 11 games his sophomore season after a concussion
- Played in two summer collegiate leagues, first with DeLand in the 2018 Florida Collegiate Summer League and with Madison in the 2019 Northwoods League.
- His younger brother, Ty, currently plays baseball at Southeast Missouri State.
- Resides in Chesterfield, Missouri.



CHRIS STRATTON 30

HT: 6-2 WT: 205 B/T: R/R BIRTH DATE: 8/22/1990 ML SERVICE: 5.100

FULL NAME: Christopher Lee Stratton

BORN: Tupelo, Mississippi

OPENING DAY AGE: 32 (Turns 33 on August 22)

BECAME A CARDINAL: Acquired from the Pittsburgh Pirates with LHP José Quintana in exchange for RHP Johan Oviedo and INF Malcom Nunez, August 1, 2022.

CONTRACT STATUS: Signed through 2023

MLB DEBUT: May 30, 2016 at Atlanta

PITCHER

COMPLETE RECORD

Year Team	W-L	ERA	G	GS	CG	GF	SHO	SV	IP	H	R	ER	HR	HBP	BB	IBB	SO	WP	BK	BA
2012 Salem-Keizer	0-1	2.76	8	5	0	0	0	0	16.1	14	6	5	1	2	10	0	16	1	0	.237
2013 Augusta	9-3	3.27	22	22	1	0	0	0	132.0	128	48	48	5	3	47	1	123	6	0	.258
2014 Richmond	1-1	3.52	5	5	0	0	0	0	23.0	29	10	9	2	0	12	0	18	2	0	.315
San Jose	7-8	5.07	19	18	0	0	0	0	99.1	103	61	56	13	2	36	0	102	5	0	.270
2015 Sacramento	4-5	3.86	17	17	1	0	0	0	98.0	88	46	42	6	5	40	0	72	4	0	.242
Richmond	1-5	4.14	9	9	0	0	0	0	50.0	40	26	23	3	1	22	1	39	2	0	.215
2016 Sacramento	12-6	3.87	21	20	1	0	0	0	125.2	120	57	54	6	4	39	1	103	6	0	.254
San Francisco	1-0	3.60	7	0	0	7	0	0	10.0	11	4	4	1	0	5	0	6	0	0	.289
2017 Sacramento	4-5	5.11	15	15	0	0	0	0	79.1	94	49	45	10	2	22	0	71	4	0	.290
San Francisco	4-4	3.68	13	10	0	1	0	1	58.2	59	25	24	5	1	28	0	51	2	0	.266
2018 Sacramento	3-0	3.00	4	4	0	0	0	0	24.0	25	9	8	3	0	8	0	24	2	0	.263
San Francisco	10-10	5.09	28	26	1	1	1	0	145.0	153	87	82	19	2	54	1	112	6	0	.273
2019 Indianapolis#	0-1	4.50	2	0	0	0	0	0	4.0	7	4	2	1	0	1	0	4	0	0	.368
Pittsburgh	1-1	3.66	28	0	0	7	0	0	46.2	50	22	19	7	0	15	1	47	1	0	.270
Los Angeles (AL)	0-2	8.59	7	5	0	0	0	0	29.1	43	28	28	6	0	18	0	22	1	0	.344
2020 Pittsburgh	2-1	3.90	27	0	0	3	0	0	30.0	26	19	13	3	0	13	0	39	1	0	.224
2021 Pittsburgh	7-1	3.63	68	0	0	18	0	8	79.1	70	34	32	9	1	33	2	86	3	0	.233
2022 Pittsburgh	5-4	5.09	40	1	0	14	0	2	40.2	50	26	23	4	1	13	2	37	3	0	.307
ST. LOUIS	5-0	2.78	20	0	0	9	0	0	22.2	22	8	7	0	1	12	0	23	1	0	.262
MINOR TOTALS	41-35	4.03	122	115	3	0	0	0	651.2	648	316	292	50	19	237	3	572	32	0	.270
MAJOR TOTALS	35-23	4.52	238	42	1	60	1	11	462.1	484	253	232	54	6	191	6	423	18	0	.260

* Led League +Tied for League Lead # Injury Rehabilitation Assignment

Note: Major League Uniform Numbers Worn: 68 (2016), 34 (2017-18), 36 (2019), 46 (2019-22), 30 (2022-present)

WILD CARD SERIES RECORD

Year Team	W-L	ERA	G	GS	CG	GF	SHO	SV	IP	H	R	ER	HR	HBP	BB	IBB	SO	WP	BK	BA
2022 STL vs. PHI																				

DID NOT PLAY -- ON POSTSEASON TAXI SQUAD

REGULAR SEASON FIELDING RECORD

Position	PCT	G	PO	A	E	TC	DP
Pitcher	.951	238	34	44	4	82	5



REGULAR SEASON BATTING RECORD

	AVG	G	AB	R	H	2B	3B	HR	RBI	SH	SF	HBP	BB	IBB	SO	SB	CS	GDP	SLG	OBP	E
MAJOR TOTALS	.125	178	64	1	8	1	0	0	5	8	1	0	0	0	33	0	0	2	.141	.123	4

CAREER TRANSACTIONS

- Selected by the San Francisco Giants in the first round (20th overall) of the 2012 June, First-Year Player Draft.
- On San Francisco Giants Injured List (strained right calf), July 28 - August 7, 2017.
- On San Francisco Giants Paternity Leave List, April 25-27, 2018.
- Traded to the Los Angeles Angels in exchange for LHP Williams Jerez, March 25, 2019.
- Traded to the Pittsburgh Pirates for cash considerations, May 11, 2019.
- On Pittsburgh Pirates Injured List (right side discomfort), May 25 - June 17, 2019; included injury rehabilitation assignment to Indianapolis (AAA).
- On Pittsburgh Pirates Injured List (right side inflammation), August 29, 2019 - September 16, 2019.
- Traded to the St. Louis Cardinals with LHP José Quintana in exchange for RHP Johan Oviedo and INF Malcom Nunez, August 1, 2022.

2022 SEASON HIGHS

- Most IP:** 2.2, 8/21 at Arizona
- Most Strikeouts:** 4, 8/7 vs. New York Yankees
- Most Walks:** 2, 8x. Last: 8/29 at Cincinnati
- Most Runs Allowed:** 5, 6/11 at Atlanta
- Most ER Allowed:** 5, 6/11 at Atlanta
- Most Hits Allowed:** 6, 8/7 at New York Yankees
- Most HRs Allowed:** 1, 4x. Last: 6/27 at Washington
- Longest Winning Streak:** 6 games, 710-end of season
- Longest Losing Streak:** 1 game, 4x. Last: 6/27
- Longest Scoreless Streak:** 6.0, 8/29-9/11

CAREER HIGHS

- Most IP (Starter):** 9.0, 9/14/18 vs. Colorado
- Most IP (Relief):** 4.0, 3x. Last: 5/15/19 at Arizona
- Most Strikeouts (Starter):** 10, twice. Last: 8/27/17 at Arizona
- Most Strikeouts (Relief):** 7, 5/15/19 at Arizona
- Most Walks (Starter):** 5, 3x. Last: 9/25/18 vs. San Diego
- Most Walks (Relief):** 4, 8/26/19 at Philadelphia
- Most Runs Allowed (Starter):** 8, 7/3/18 at Colorado
- Most Runs Allowed (Relief):** 8, 5/4/19 vs. Houston
- Most ER Allowed (Starter):** 8, 7/3/18 at Colorado
- Most ER Allowed (Relief):** 8, 5/4/19 vs. Houston
- Most Hits Allowed (Starter):** 11, 7/3/18 at Colorado
- Most Hits Allowed (Relief):** 7, 3x. Last: 8/22/19 vs. Washington
- Most HRs Allowed:** 2, 11x. Last: 7/29/21 vs. Milwaukee
- Longest Winning Streak:** 6 games, 7/10/22-present
- Longest Losing Streak:** 3 games, 6/22-8/3/18
- Longest Scoreless Streak:** 14.2 IP, 8/13-27/17
- Last Start:** 7/12/2022 at Miami

CAREER NOTES

- Acquired from the Pirates with LHP Jose Quintana for RHP Johan Oviedo & INF Malcom Nunez at the 2022 MLB Trade Deadline (Aug. 1, 2022).
- Re-signed with St. Louis on Nov. 17, 2022 avoiding salary arbitration.
- Is the only active pitcher in Major League Baseball and the 55th all-time to record 10 wins while working as both a starting pitcher and a relief pitcher in the same season (2022). *Elias*
- Since 2021, his 17 relief wins tie Brent Suter for most in MLB, while his .773 winning percentage (17-5) is the 5th -highest among MLB pitchers with 20 or more decisions.
- Led all 2022 National League relievers with 10 wins, matching his career-high (as a starting pitcher in 2018).
- Led all National League relief pitchers with 30.0 innings in the Covid-shortened 2020 season; ranked T-4th among all MLB relievers (Jonathan Hernandez, TEX, 31.0; Matt Andriese, LAA, 30.1; Phillips Valdez, BOS, 30.1; Scott Barlow, KC, 30.0; Mike Mayers, LAA, 30.0).
- Ranked 3rd in appearances (27) and 5th in strikeouts (39) among N.L. relief pitchers in 2020.
- Made his Major League debut for the San Francisco Giants in relief on May 30, 2016 at Atlanta. Struck out Nick Markakis in his second career batter faced.
- Earned his first Major League win on June 11, 2016 vs. Los Angeles Dodgers, throwing an inning in relief and allowing a home run to Adrian González, but the Giants rallied to win in the bottom of the 10th inning on a walk-off single by Buster Posey.
- Made his first MLB start on July 6, 2017 at Detroit, finding out 20 minutes before first pitch as Johnny Cueto was scratched with an inner ear infection.
- Threw a career-high 117 pitches over 8.0 scoreless innings vs. Arizona (8/27/18), and three weeks later pitched his only MLB shutout, a two-hitter vs. Colorado (9/14/18).
- 2016 Arizona Fall League All-Star while pitching for Scottsdale posting a 2-2 record with 3.12 ERA over six starts.

2022

- Began the season on the Opening Day roster of the Pittsburgh Pirates and was traded to the Cardinals on 8/1/22 with LHP José Quintana for RHP Johan Oviedo and minor league INF Malcom Nunez.
- Tied his career-high (San Francisco, 2018) with 10 wins, leading all National League relievers and tied for the MLB high with Adam Cimber (TOR).
- Became the only active MLB pitchers to record 10 wins in single seasons as both a starting pitcher and relief pitcher and the 55th to do so all-time.
- Finished the season with six straight wins, tied with teammate Ryan Helsley for the 2nd-longest active winning streak in the National League, and established his career long.
- Had the most appearances (60) among Cardinals pitchers, 40 coming as a member of the Pirates.
- Struck out the side three times, twice against the Dodgers (at LAD, 9/24 and 5/31 w/PIT).
- Did not allow HR in his final 28 appearances (31.1 IP), and none after joining the Cardinals.
- Ranked 4th in National League among relief pitchers in GIDP/9 IP (1.33) and T-3rd in GIDP (9).
- Ranked in the Top 10 in MLB in Spin Rate on his four-seam fastball (7th), slider (9th) & curveball (4th).
- Made a spot start vs. MIA (7/12) and threw 2.1 innings, which marked his first start since 4/23/19 vs. NYY as a member of the Angels (a span of 161 games between starts).

PERSONAL/BACKGROUND

- Originally selected by the San Francisco Giants in the first round (20th overall) of the June 2016 First Year Player Draft.
- Played college baseball at Mississippi State University from 2010-12.
- Was named 2012 SEC Pitcher-of-the-Year posting an 11-2 record with a 2.38 ERA for the Bulldogs. Finished as a finalist for the Golden Spikes Award (National Player of the Year).
- Ranks 3rd all-time in Mississippi State Baseball history with 279 career strikeouts.
- Met his wife Martha at a church league basketball game when she was a freshman and he was a junior. He was working the scoreboard for her game.
- Played high school baseball at Tupelo (Miss.) High School where his father served as basketball coach for 23 years.
- Resides in Tupelo, Mississippi, with his wife Martha and three children: Christopher "Mack" (5/8/16), Mary (4/25/18), and Darby (2/28/21).

AWARDS & HONORS

Arizona Fall League All-Star
2016: Scottsdale

South Atlantic League Mid-Season All-Star
2013: Augusta (A)

Southeastern Conference Pitcher of the Year
2012: Mississippi State University

CAREER MILESTONES

Major League Debut
May 30, 2016 at Atlanta

First Major League Win
June 11, 2016 vs. Los Angeles (NL)

First Major League Strikeout
May 30, 2016 at Atlanta
(8th inning, swinging, Nick Markakis)

First Major League Hit (Batting)
September 17, 2017 vs. Arizona
(8th inning, single off Taijuan Walker)

MAJOR LEAGUE RELIEF WINS (2021-22)

MLB Rank	Team(s)	Wins
1. Chris Stratton	Pirates/Cardinals	17
	Brent Suter	17
3. Ryan Helsley	Cardinals	15
	Clay Holmes	15
	Paul Sewald	15
6. Devin Williams	Brewers	14
7. Daniel Bard	Rockies	13
	Adam Cimber	13
	Tim Mayze	13
	Adam Ottavino	13

MLB WINNING PERCENTAGE (2021-22)

MLB Rank	Record	Win Pct.
1. Tony Gonsolin	20-2	.909
2. Justin Verlander	18-4	.818
3. Julio Urias	37-10	.787
4. Kyle Wright	21-6	.778
5. Chris Stratton	17-5	.773
6. Walker Buehler	22-7	.759
7. Ryan Helsley	15-5	.750
8. Max Scherzer	26-9	.743
9. Cal Quantrill	23-8	.742
10. Alek Manoah	25-9	.735

*Minimum of 20 decisions



ANDREW SUÁREZ

31

HT: 6-0 WT: 195 B/T: L/L BIRTH DATE: 9/11/1992 ML SERVICE: 1.123

FULL NAME: Andrew José Suárez

BORN: Miami, Florida

OPENING DAY AGE: 30 (Turns 31 on September 11)

BECAME A CARDINAL: Signed as a minor league free agent, January 25, 2023

CONTRACT STATUS: Signed through 2023

MLB DEBUT: April 11, 2018 vs. Arizona

PITCHER (NON-ROSTER)

SUÁREZ, ANDREW

COMPLETE RECORD

Year	Team	W-L	ERA	G	GS	CG	GF	SHO	SV	IP	H	R	ER	HR	HBP	BB	IBB	SO	WP	BK	BA
2015	San Jose	1-0	1.80	3	3	0	0	0	0	15.0	13	3	3	2	0	2	0	16	1	0	.236
	Salem-Keizer	1-0	1.40	5	5	0	0	0	0	19.1	17	4	3	2	0	2	0	15	1	0	.236
	AZL Giants	0-0	1.80	3	0	0	0	0	0	5.0	2	1	1	0	0	1	0	6	0	0	.118
2016	Richmond	7-7	3.95	19	19	0	0	0	0	114.0	129	61	50	11	2	24	0	90	1	3	.292
	San Jose	2-1	2.43	5	5	0	0	0	0	29.2	25	9	8	2	1	5	0	34	1	0	.225
2017	Sacramento	6-6	3.55	15	13	0	0	0	0	88.2	94	39	35	7	3	27	2	80	3	0	.270
	Richmond	4-4	2.96	11	11	0	0	0	0	67.0	72	30	22	3	3	15	0	55	8	0	.276
2018	Sacramento	2-0	1.08	3	3	0	0	0	0	16.2	10	4	2	0	0	7	0	16	0	0	.179
	San Jose	0-0	1.35	1	1	0	0	0	0	6.2	8	1	1	0	0	2	0	7	0	0	.308
	San Francisco	7-13	4.49	29	29	0	0	0	0	160.1	163	85	80	23	3	45	1	130	4	0	.269
2019	Sacramento	7-6	5.73	18	15	0	0	0	0	88.0	112	57	56	11	3	32	3	57	3	0	.315
	San Francisco	0-2	5.79	21	2	0	4	0	0	32.2	39	23	21	7	1	14	2	25	2	0	.302
2020	San Francisco	0-0	3.72	6	0	0	1	0	0	9.2	9	4	4	1	0	6	0	5	1	0	.250
2021	LG (KBO)	10-2	2.18	23	22	0	0	0	0	115.1	91	33	28	4	4	41	0	126	2	0	---
2022	Yakult (JPN)	3-3	4.09	21	---	0	---	0	0	77.0	74	39	35	10	0	21	0	69	3	0	---
MINOR TOTALS		30-24	3.62	83	75	0	0	0	0	450.0	482	209	181	38	12	117	5	376	18	3	.277
JAPAN TOTALS		3-3	4.09	21	---	0	---	0	0	77.0	74	39	35	10	0	21	0	69	3	0	---
KOREA TOTALS		10-2	2.18	23	22	0	0	0	0	115.1	91	33	28	4	4	41	0	126	2	0	---
MAJOR TOTALS		7-15	4.66	56	31	0	5	0	0	202.2	211	112	105	31	4	65	3	160	7	0	.274

Note: Major League Uniform Numbers Worn: 59 (2018-20)

REGULAR SEASON FIELDING RECORD

Position	PCT	G	PO	A	E	TC	DP
Pitcher	1.000	56	15	23	0	38	3

REGULAR SEASON BATTING RECORD

Year	Team	AVG	G	AB	R	H	2B	3B	HR	RBI	SH	SF	HBP	BB	IBB	SO	SB	CS	GDP	SLG	OBP	E
MAJOR TOTALS		.060	56	50	1	3	0	0	0	0	2	0	0	2	0	28	0	0	1	.060	.096	0

CAREER TRANSACTIONS

- Selected by the Toronto Blue Jays in the ninth round (289th overall) of the 2011 June, First-Year Player Draft, but did not sign.
- Selected by the Washington Nationals in the second round (57th overall) of the 2014 June, First-Year Player Draft, but did not sign.
- Selected by the San Francisco Giants in the second round (61st overall) of the 2015 June, First-Year Player Draft.
- Signed by the LG Twins of the Korean Baseball Organization, January 6, 2021.
- Signed by the Tokyo Yakult Swallows of the Japanese Eastern League, December 20, 2021.
- Signed by the St. Louis Cardinals as a minor league free agent, January 25, 2023.

CAREER NOTES

- Joins the Cardinals after playing the last two seasons in Korea (2021) and Japan (2022).
- 2021 Korean Baseball Organization All-Star with the LG Twins, posting a 10-2 record with a 2.18 ERA.
- Ranked 5th among KBO leaders in ERA in 2021, but was tops among all non-Korean players.
- Led all 2021 LG Twins pitchers with 126 strikeouts.
- Was drafted three times in his career, all in the Top 10 rounds. First, in the 9th round out of Christopher Columbus High School in Miami by the Toronto Blue Jays in 2011. Then in the 2nd round by the Washington Nationals in 2014 and finally by the San Francisco Giants in the 2nd round in 2015.
- Made his Major League debut for the Giants vs. ARI (4/11/18). Struck out seven batters in a no decision, with his first victim, current teammate Paul Goldschmidt, looking in the 1st inning.
- Earned his first MLB win at ATL (5/6/18), allowing one run over 5.1 inning in his third career start.
- His 130 strikeouts in 2018 ranks as the 8th-most among Giants rookies in a single-season.
- Despite not spending any time on the Major League Injured List over his career, had shoulder surgery as a freshman at the University of Miami, was on the 7-Day Injured List during the 2019 season with Sacramento (AAA) and had groin and oblique injuries while in Japan.

2022

- Played for Yakult in Tokyo of the Japanese Eastern League, appearing in 21 games, while posting a 3-3 record with a 4.09 ERA.
- Suffered groin and oblique injuries during the season.

BACKGROUND/PERSONAL

- Graduated from Christopher Columbus High School in Miami, the same high school which produced former Cardinals outfielder and current Marlins coach Jon Jay.
- Was a first team All-Dade County, AFLAC All-America performer and selected Team MVP in 2011. Named FHSAA Class 6A Pitcher of the Year in 2010.
- Played college baseball at the University of Miami-Florida, where achieved a degree in criminology with a minor in psychology.
- As a member of Hurricanes, pitched 3.0 innings against the Miami Marlins in the stadium's opening exhibition in 2012.
- As a youth, played in tournaments with his brother Andy in Cooperstown, N.Y. The family would drive 26 hours straight in their minivan to get there.
- Resides in Miami, Florida.

CAREER HIGHS

Most IP (Starter): 7.2, 9/17/18 at San Diego
Most IP (Relief): 2.2, 9/18/20 at Oakland
Most Strikeouts (Starter): 7, 3x. Last: 6/18/18 vs. Miami
Most Strikeouts (Relief): 2, 8x. Last: 9/1/20 at Colorado
Most Walks (Starter): 4, twice. Last: 5/20/19 vs. Atlanta
Most Walks (Relief): 2, 4x. Last: 9/1/20 at Colorado
Most Runs Allowed (Starter): 9, 5/25/19 vs. Arizona
Most Runs Allowed (Relief): 3, 7/17/19 at Colorado
Most Earned Runs Allowed (Starter): 8, 8/4/18 at Arizona
Most Earned Runs Allowed (Relief): 3, 7/17/19 at Colorado
Most Hits Allowed (Starter): 10, 8/4/18 at Arizona
Most Hits Allowed (Relief): 5, 8/17/19 at Arizona
Most HRs Allowed: 3, 9/5/18 at Colordao
Longest Winning Streak: 2 games, twice. Last: 8/25/18
Longest Losing Streak: 3 games, 9/23/18-5/25/19
Longest Scoreless Streak: 14.0 IP, 8/25-31/18

AWARDS & HONORS

Korean Baseball Organization All-Star
 2021: LG Twins

MLB.com Organization All-Star
 2017: San Francisco

Eastern League Pitcher of the Week
 2016: Richmond (AA) - July 18-24

CAREER MILESTONES

Major League Debut
 April 11, 2018 vs. Arizona

First Major League Win
 May 6, 2018 at Atlanta

First Major League Strikeout
 April 11, 2018 vs. Arizona
 (1st inning, looking, Paul Goldschmidt)

First Major League Hit (as a batter)
 July 9, 2018 vs. Chicago (NL)
 (3rd inning, single, off Kyle Hendricks)



CONNOR THOMAS

66

HT: 5-11 WT: 195 B/T: L/L BIRTH DATE: 5/29/1998 ML SERVICE: 0.000

FULL NAME: Sidney Connor Thomas

BORN: Tifton, Georgia

OPENING DAY AGE: 24 (Turns 25 on May 29)

BECAME A CARDINAL: Selected in the fifth round (155th overall) of the June, 2019 First-Year Player Draft

CONTRACT STATUS: Signed through 2023

PITCHER

THOMAS, CONNOR

COMPLETE RECORD

Year	Team	W-L	ERA	G	GS	CG	GF	SHO	SV	IP	H	R	ER	HR	HBP	BB	IBB	SO	WP	BK	BA
2019	Peoria	2-1	3.62	10	2	0	1	0	1	27.1	25	12	11	2	0	9	0	19	2	0	.248
	State College	2-0	4.02	5	2	0	0	0	0	15.2	17	9	7	0	1	1	0	17	0	0	.255
2020	DID NOT PLAY - NO MiLB SEASON																				
2021	Memphis	6-4	3.10	22	14	+2	1	0	1	101.2	108	51	35	11	3	30	0	92	3	2	.269
	Springfield	0-2	4.87	4	4	0	0	0	0	20.1	26	13	11	5	3	3	0	24	0	0	.321
2022	Memphis	6-12	5.47	28	25	1	1	+1	0	135.0	172	92	82	16	10	40	0	110	3	1	.307
MINOR TOTALS		16-19	4.38	69	47	3	3	1	2	300.0	348	177	146	34	17	83	0	262	8	3	.288

+ Tied for League Lead

CAREER NOTES

- Added to the Cardinals 40-player roster on November 15, 2022.
- Recognized as the 2022 Arizona Fall League Pitcher of the Year and All-Star.
- Was the first Cardinal to earn the AFL Pitcher of the Year honor since Alan Benes in 1995.
- Led the Arizona Fall League in strikeouts (34) and groundout/fly out ratio (3.30); ranked among the leaders in ERA (1.75, 5th), innings pitched (25.2, 2nd), starts (6, T-2nd), WHIP (1.05, 10th), and ground into double play induced (3, T-3rd).
- Struck out 34 of 105 batters faced in the AFL.
- Advised by former Cardinals pitching coach Mike Maddux to begin throwing a cutter in 2022 Spring Training. Credits Cardinals Pitching Coordinator Jason Isringhausen on his development and finishing touches of his cutter, which he began throwing in the AFL.
- Enters the 2023 season rated as the No. 19 prospect in the Cardinals organization by *Baseball America*.
- Ascended to Triple-A Memphis in his third professional season despite missing the entire 2020 season due to COVID-19 protocols canceling the minor league season.
- Tied for the 2021 Triple-A East Division lead with two complete games, and has three over the past two seasons.
- Made only four starts in his first season between Peoria (A) and State College (SS-A), then became a starting pitcher in 2021 where he made a combined 18 starts.
- Posted three career games with double-digit strikeout totals, punching out 11 in Minor League games in 2022 and 2021 and had 10 in an Arizona Fall League game in 2022 at Chase Field, the most in an AFL game since 2014.
- Ranked 2nd in all of Minor League Baseball with a 60.5 ground ball percentage in 2021 (min. 100 innings pitched).

2022

- Pitched the entire season in Memphis (AAA), posting career-high marks in appearances (28), starts (25) and innings pitched (135.0). Tied his career-high with six wins.
- Ranked among International League pitchers in ground out/fly out ratio (1.79, 3rd), ground into double plays induced (16, 5th), games started (25, T-4th), innings pitched (135.0, 6th) and losses (12, 2nd).
- Threw a 7.0-inning four-hit shutout with nine strikeouts vs. Indianapolis (8/11) in the second game of a doubleheader. Was his third career complete game since the start of the 2021 season.
- Struck out a season-high 11 batters over 6.0 innings at Norfolk (5/14).
- Held his opposition to two runs or fewer in 11-of-25 starts.
- Induced multiple double plays in five starts with a season-high three in his final start of the season vs. Gwinnett (9/25).
- Eclipsed the 100-pitch mark only three times this season (at Charlotte 6/1, vs. Indianapolis 8/11 & Gwinnett 9/25).
- Named Arizona Fall League Pitcher of the Year, first Cardinal since Alan Benes won the award in 1995.
- Struck out 10 batters, tying for the 2022 single-game league high, in his Arizona Fall League opener (10/15) at Chase Field; was the first pitcher to fan double-digit batters in an AFL game since 2014.
- Led the Arizona Fall League in strikeouts (34) and ground outs/air out ratio (3.30); ranked among the leaders in ERA (1.75, 5th), innings pitched (25.2, 2nd), games started (6, T-2nd), WHIP (1.05, 10th) and ground into double play induced (3, T3rd).

AWARDS & HONORS

Arizona Fall League Pitcher of the Year
2022: Salt River

Arizona Fall League Pitcher of the Week
2022: Salt River - Oct. 16-22

Arizona Fall League All-Star
2022: Salt River

BACKGROUND/PERSONAL

- Graduated from Tift County (Ga.) High School.
- Played college baseball at Georgia Tech where he was a two-time All-Atlantic Coast Conference First Team honoree.
- Is the highest Cardinals draft pick from Georgia Tech since shortstop Tyler Greene in the 1st round (30th overall) in 2005.
- His first college pitching appearance was at a Major League Baseball stadium coming on in relief at Truist Park against Georgia (5/9/2017), before making a game appearance at Russ Chandler Stadium (Georgia Tech's home ballpark).
- Set the Georgia Tech school record with 1.55 walks/9 IP over his career (220.1 IP) and ranked 40th in NCAA Division I during his junior year. Did not walk more than two batters in any of his 16 starts in 2019.
- Became the first Georgia Tech left-handed pitcher since Buck Farmer to post back-to-back 100 strikeout seasons.
- National Pitcher of the Week for Collegiate Baseball and Perfect Game/Rawlings (4/30/2018).
- Led the ACC in shutouts (2) and ranked 4th in strikeouts and 5th in ERA during his junior season in 2019.
- Resides in Flowery Beach, Georgia with his wife, Brett, and their daughters Blakely (2/20/19) and Sydney (6/15/22).



Connor Thomas makes his 2023 Spring Training debut in a start vs. the New York Mets at Roger Dean Chevrolet Stadium, February 27, 2023.

**ZACK****THOMPSON****57**

HT: 6-2 WT: 215 B/T: L/L BIRTH DATE: 10/28/1997 ML SERVICE: 0.100

FULL NAME: Zachary David Thompson

BORN: Selma, Indiana

OPENING DAY AGE: 25

BECAME A CARDINAL: Selected in the first round (19th overall) in the June, 2019 First-Year Player Draft

CONTRACT STATUS: Signed through 2023

MLB DEBUT: June 3, 2022 at Chicago Cubs

PITCHER **COMPLETE RECORD**

Year	Team	W-L	ERA	G	GS	CG	GF	SHO	SV	IP	H	R	ER	HR	HBP	BB	IBB	SO	WP	BK	BA
2019	Palm Beach	0-0	4.05	11	0	0	2	0	0	13.1	16	6	6	0	3	4	0	19	2	0	.302
	GCL Cardinals	0-0	0.00	2	2	0	0	0	0	2.0	3	1	0	0	0	0	0	4	0	0	.300
2020										DID NOT PITCH -- ALTERNATE TRAINING SITE ONLY											
2021	Memphis	2-10	7.06	22	19	0	2	0	2	93.0	114	76	73	18	6	57	0	82	8	0	.302
2022	Memphis	2-3	4.73	19	10	0	0	0	0	53.1	44	32	28	6	4	21	0	67	3	1	.219
	ST. LOUIS	1-1	2.08	22	1	0	4	0	1	34.2	20	9	8	3	0	14	0	27	1	0	.164
MINOR TOTALS		4-13	5.96	54	31	0	4	0	2	161.2	177	115	107	24	13	82	0	172	13	1	.276
MAJOR TOTALS		1-1	2.08	22	1	0	4	0	1	34.2	20	9	8	3	0	14	0	27	1	0	.164

Note: Major League Uniform Numbers Worn: 57 (2022-present)

WILD CARD SERIES RECORD

Year	Team	W-L	ERA	G	GS	CG	GF	SHO	SV	IP	H	R	ER	HR	HBP	BB	IBB	SO	WP	BK	BA
2022	STL vs. PHI									ON POSTSEASON ROSTER -- DID NOT PITCH											

REGULAR SEASON FIELDING RECORD

Position	PCT	G	PO	A	E	TC	DP
Pitcher	1.000	22	4	3	0	7	0

CAREER TRANSACTIONS

- Selected by the Tampa Bay Rays in the 11th round (330th overall) of the June, 2016 First-Year Player Draft, but did not sign.
- Selected by the St. Louis Cardinals in the first round (19th overall) of the June, 2019 First-Year Player Draft.

CAREER NOTES

- First round selection in 2019, was invited to Major League Spring Training each of his first three seasons as a non-roster invitee.
- Made his Major League debut in June 2022 and was added to the postseason roster for the Wild Card Series.
- Became the first Cardinal to wear uniform No. 57 since the death of pitcher Darryl Kile, 6/22/02, in Chicago, Ill.
- In his MLB debut, became the 8th pitcher in MLB history to qualify for a 4.0-inning save and first since Bob Stanley (4.0 IP) for Boston 4/16/77. The last Cardinal was Billy Muffett (4.0 IP) vs. Philadelphia on 8/3/1957.
- Was the most recent left-handed pitcher drafted by the Cardinals in the first round since Marco Gonzales (2013).
- Pitched for the Glendale Desert Dogs in the 2021 Arizona Fall League. Went 3-0 with a 1.56 ERA (17.1 IP), one save, and 22 strikeouts in nine games.
- Ranked among AFL leaders in wins (T-2nd), ERA (3rd), strikeouts (7th), walks (15, T-4th) and was selected to pitch in the annual Fall Stars Game, allowing one run with one strikeout in one inning.
- Previously rated as having the “Best Curveball” in the Cardinals organization in 2021 by *Baseball America’s* “Best Tools” survey.

2022

- Began the season in Memphis (AAA) making 10 starts before being selected to the Major League roster on June 3.
- Appeared in 22 MLB games for the Cardinals, making one start vs. PIT (6/13).
- Made his Major League debut at Wrigley Field (6/3) earning a 4.0-inning save to close out a 14-5 win.
- Became the 8th pitcher in MLB history to qualify for a 4.0-inning save in his MLB debut and first since Bob Stanley (4.0 IP) for Boston 4/16/77. The last Cardinal was Billy Muffett (4.0 IP) vs. Philadelphia on 8/3/1957.
- Ran off a career-best scoreless inning streak of 11.0 IP from 7/1-9/9.
- Had a streak of 17.2 innings over 14 app., without allowing an earned run over 3 months (6/13-9/13).
- Opposing batters hit .164 (20-122), ranked 8th among National League pitchers and 12th overall in MLB in opponent BA (min. 130 total batters faced).
- Held left-handed batters to a .146 BA (7-48) with no extra-base hits and one RBI. Walked one LH batter among his final 31 batters faced over 16 appearances.
- Dominated on the road, posting an 0.40 ERA over 15 road relief appearances. Led all National League pitchers with 15 or more appearances and trailed only Paul Sewald (SEA, 0.30 ERA, 30 app).
- Allowed only three homers all season, all to the Pirates (6/13 Michael Chavis & Diego Castillo; 10/2 Bryan Reynolds).

CAREER HIGHS

Most IP (Starter): 5.0, 6/13/22 vs. Pittsburgh
Most IP (Relief): 4.0, 6/3/22 at Chicago Cubs
Most Strikeouts (Starter): 2, 6/13/22 vs. Pittsburgh
Most Strikeouts (Relief): 4, 6/18/22 at Boston
Most Walks (Starter): 2, 6/13/22 vs. Pittsburgh
Most Walks (Relief): 1, 12x. Last: 10/4/22 at Pittsburgh
Most Runs Allowed (Starter): 5, 6/13/22 vs. Pittsburgh
Most Runs Allowed (Relief): 1, 4x. Last: 10/2/22 at Pittsburgh
Most ER Allowed (Starter): 5, 6/13/22 vs. Pittsburgh
Most ER Allowed (Relief): 1, 3x. Last: 10/2/22 at Pittsburgh
Most Hits Allowed (Starter): 7, 6/13/22 vs. Pittsburgh
Most Hits Allowed (Relief): 3, twice. Last: 6/26/22 vs. Chicago Cubs
Most HRs Allowed: 2, 6/13/22 vs. Pittsburgh
Longest Winning Streak: 1 game, 6/21/22
Longest Losing Streak: 1 game, 6/26/22
Longest Scoreless Streak: 11.0 IP, 7/1-9/9/22
Last Start: 6/13/22 vs. Pittsburgh

AWARDS & HONORS

Arizona Fall League Rising Star
2021: Glendale Desert Dogs

CAREER MILESTONES

Major League Debut
June 3, 2022 at Chicago Cubs

First Major League Win
June 21, 2022 at Milwaukee

First Major League Strikeout
June 3, 2022 at Chicago Cubs
(7th inning, Christopher Morel, swinging)

First Major League Save
June 3, 2022 at Chicago Cubs

- Appeared in 19 games at Memphis with 10 starts. Upon his first option was moved to the bullpen and made nine relief appearances. Was 2-2 with a 4.67 ERA as a starter over 44.1 innings with 56 strikeouts; and 0-1 with a 5.00 ERA in nine relief appearances over 9.0 innings with 11 strikeouts.

2022 POSTSEASON: Active on the postseason roster, but did not appear in either of the games vs. Philadelphia in the Wild Card Series.



BACKGROUND/PERSONAL

- Graduated from Wapahani High School in Selma, Ind., the same high school as former Cardinals outfielder Jeremy Hazelbaker.
- Posted a 23-2 record with an 0.98 ERA (185.2 IP), going undefeated during his sophomore (13-0) and junior (6-0) seasons.
- Named Indiana All-State three consecutive years from his sophomore to senior seasons.
- Originally selected by Tampa Bay in the 11th round of the 2019 June, First-Year Player Draft, but did not sign to attend the University of Kentucky.
- Pitched three seasons for the Wildcats (2017-19), going 6-5 with a 3.20 ERA (196.2 IP) and 268 strikeouts.
- Was 6-1 with a 2.40 ERA and 130 strikeouts in 90.0 innings his junior season. Ranked 5th in NCAA Division 1 in strikeouts and 11th in strikeouts/9 IP (11.00).
- His 130 strikeouts during his junior season were the most by a left-handed pitcher in school history, breaking James Paxton's mark.
- Pitched for Brewster in the 2018 Cape Cod League.
- Pitched for the 2018 USA Baseball Collegiate National Team that went 12-3 overall in three series against Chinese Taipei, Japan and Cuba.
- 2019 Dick Howser Trophy Semi-Finalist, Golden Spikes Award Semi-Finalist, 2nd Team All-Southeastern Conference, 3rd Team All-American by *Baseball America* and *Rawlings/ABCA*.
- In 2019, became the 4th-highest draft pick and the 6th first round pick in Kentucky baseball history, joining Evan White (2017), Alex Meyer (2011), Joe Blanton (2002), Chad Green (1996) and Everett Murray (1975).
- Got engaged this off-season in Nashville to his fiancée, Gabby Curry, a two-time First-Team SEC volleyball libero at the University of Kentucky and member of the 2020 National Champion squad; the daughter of former Atlanta Falcons linebacker Buddy Curry.
- Resides in Jupiter, Florida.

OPPONENT BATTING AVERAGE 2022 NATIONAL LEAGUE LEADERS

RANK	Team	(H-AB)	BA
1.	Ryan Helsley	STL	(28-219) .128
2.	Alexis Diaz	CIN	(28-213) .131
3.	Yency Almonte	LAD	(18-120) .150
4.	Devin Williams	MIL	(31-205) .151
5.	Evan Phillips	LAD	(33-213) .155
6.	Edwin Diaz	NYM	(34-213) .160
7.	Daniel Bard	COL	(35-216) .162
8.	Zack Thompson	STL	(20-122) .164
9.	Tony Gonsolin	LAD	(79-458) .172
10.	Tyler Matzek	ATL	(26-150) .173
	David Robertson	CHI-PHI	(39-225) .173

**Minimum 130 Total Batters Faced*

4.0+ INNING SAVE IN MAJOR LEAGUE DEBUT

Pitcher	Team	Opp	IP	Date <small>(DH gm)</small>
Zack Thompson	STL	CHI	4.0	6/3/2022
Bob Stanley	BOS	CLE	4.0	4/16/1977
Joe Moeller	LAD	CIN	4.0	4/12/1962
Billy Muffett	STL	PHI	4.0	8/3/1957
Al Gettel	NYG	WSH	4.0	4/20/1945
Ralph Judd	WSH	PHA	4.0	10/2/1927
Claude Jonnard	NYG	PHI	4.0	10/1/1921 ⁽²⁾
Alex Lindstrom	PHA	BOS	4.0	10/3/1916 ⁽¹⁾

**Save did not become an official stat until 1969*



DREW VERHAGEN

34

HT: 6-7 WT: 245 B/T: R/R BIRTH DATE: 10/22/1990 ML SERVICE: 4.066

(VER-hay-gen)

FULL NAME: Drew Edward Verhagen

BORN: Royse City, Texas

OPENING DAY AGE: 32 (Turns 33 on October 22)

BECAME A CARDINAL: Signed as a free agent, March 11, 2021

CONTRACT STATUS: Signed through 2023

MLB DEBUT: July 19, 2014 vs. Cleveland (Game 1)

PITCHER 

COMPLETE RECORD

Year	Team	W-L	ERA	G	GS	CG	GF	SHO	SV	IP	H	R	ER	HR	HBP	BB	IBB	SO	WP	BK	BA
2012	Lakeland	0-3	3.67	8	6	0	0	0	0	27.0	20	13	11	0	3	14	0	17	8	0	.206
	GCL Tigers	0-0	2.25	2	0	0	0	0	0	4.0	5	2	1	0	0	0	0	2	0	0	.313
2013	Erie	2-5	3.00	12	12	1	0	1	0	60.0	53	24	20	3	4	17	0	40	5	0	.207
	Lakeland	5-3	2.81	12	11	0	1	0	0	67.1	49	27	21	1	5	27	1	35	4	0	.240
2014	Toledo	6-7	3.67	19	19	0	0	0	0	110.1	117	47	45	5	8	25	1	63	5	0	.275
	Detroit	0-1	5.40	1	1	0	0	0	0	5.0	5	3	3	0	0	3	0	4	0	0	.294
2015	Toledo	1-3	3.58	15	0	0	5	0	1	27.2	26	13	11	0	1	11	0	21	2	0	.265
	Erie	2-0	2.70	5	0	0	3	0	2	6.2	6	2	2	1	0	2	0	5	2	0	.261
	Detroit	2-0	2.05	20	0	0	2	0	0	26.1	18	6	6	1	1	14	2	13	1	0	.200
2016	Toledo	0-0	13.50	1	0	0	0	0	0	0.2	1	1	1	1	0	0	0	1	0	0	.333
	Detroit	1-0	7.11	19	0	0	4	0	0	19.0	28	15	15	3	1	7	1	10	1	0	.346
2017	Toledo	7-7	4.90	19	19	0	0	0	0	97.1	108	59	53	7	4	43	1	69	2	0	.287
	Detroit	0-3	5.77	24	2	0	4	0	0	34.1	42	22	22	10	0	9	1	25	4	0	.311
2018	Toledo	2-1	1.65	10	6	0	1	0	0	32.2	18	7	6	0	0	10	0	51	1	0	.155
	Detroit	3-3	4.63	41	1	0	4	0	0	56.1	46	29	29	6	3	19	0	53	6	0	.222
2019	Toledo	4-2	4.42	11	11	0	0	0	0	53.0	61	29	26	5	4	13	0	51	0	0	.289
	Lakeland#	1-0	0.00	1	0	0	0	0	0	1.0	0	0	0	0	0	0	0	0	0	0	.000
	Detroit	4-3	5.90	22	4	0	3	0	0	58.0	70	40	38	9	4	23	1	51	3	0	.304
2020	Nippon Ham (JP)	8-6	3.22	18	--	1	--	1	0	111.2	91	45	40	7	6	29	2	115	4	0	---
2021	Nippon Ham (JP)	5-8	3.84	20	--	0	--	0	0	96.0	90	45	41	7	6	33	1	100	1	0	---
2022	ST. LOUIS	3-1	6.65	19	0	0	3	0	0	21.2	27	18	16	5	1	14	1	18	0	0	.300
	Memphis#	0-0	5.40	1	1	0	0	0	0	1.2	1	1	1	0	0	1	0	2	0	0	.167
	Springfield#	0-0	0.00	1	1	0	0	0	0	2.0	0	0	0	0	0	0	0	3	0	0	.000
	Peoria#	0-0	0.00	3	2	0	0	0	0	4.0	3	1	0	0	1	2	0	3	0	0	.200
MINOR TOTALS		30-31	3.60	120	88	1	10	1	3	495.1	468	226	198	23	30	165	3	363	29	0	.253
JAPAN TOTALS		13-14	3.49	39	--	1	--	1	0	208.2	182	90	81	14	12	62	3	216	5	0	---
MAJOR TOTALS		13-11	5.26	146	8	0	20	0	0	220.2	236	133	129	34	10	89	6	174	15	0	.278

Injury Rehabilitation Assignment * Led League +Tied for League Lead

Note: Major League Uniform Numbers Worn: 64 (2014), 54 (2015-19), 34 (2022-present)



REGULAR SEASON FIELDING RECORD

Position	PCT	G	PO	A	E	TC	DP
Pitcher	1.000	146	5	29	0	34	2

REGULAR SEASON BATTING RECORD

Year Team	AVG	G	AB	R	H	2B	3B	HR	RBI	SH	SF	HBP	BB	IBB	SO	SB	CS	GDP	SLG	OBP	E
MAJOR TOTALS	.000	127	1	0	0	0	0	0	0	0	0	0	0	0	0	0	0	0	.000	.000	0
JAPAN TOTALS	.000	39	0	0	0	0	0	0	0	0	0	0	0	0	0	0	0	0	.000	.000	0

CAREER TRANSACTIONS

- Selected by the Detroit Tigers in the fourth round (154th overall) of the 2012 June, First-Year Player Draft.
- On Detroit injured list (stress reaction in spine), September 1, 2014-end of season.
- On Detroit injured list (right shoulder thoracic outlet syndrome), May 23, 2016-end of season.
- On Detroit injured list (broken nose), June 20-July 8, 2018; included injury rehabilitation assignment to Toledo (AAA).
- On Detroit injured list (strained right forearm), March 26-April 6, 2019; included injury rehabilitation assignment to Lakeland (A).
- Signed by the Hokkaido Nippon-Ham Fighters of the Japan Pacific League, November 27, 2019.
- Signed by the St. Louis Cardinals as a free agent, March 11, 2021.
- On St. Louis injured list (right hip impingement), April 22-May 13, 2022; included injury rehabilitation assignments to Memphis (AAA) and Springfield (AA).
- On St. Louis injured list (right shoulder impingement), June 24-July 12, 2022; included injury rehabilitation assignment to Peoria (A+).
- On St. Louis injured list (right hip impingement), July 15, 2022-end of season.

2022 SEASON HIGHS

Most IP: 2.2, 4/14 at Milwaukee
Most Strikeouts: 3, twice. Last: 6/19 at Boston
Most Walks: 2, three times. Last: 6/23 at Milwaukee
Most Runs Allowed: 3, twice. Last: 6/19 at Boston
Most Earned Runs Allowed: 3, 6/19 at Boston
Most Hits Allowed: 4, 6/4 at Chicago Cubs
Most HRs Allowed: 2, 5/24 vs. Toronto
Longest Winning Streak: 3 games, 5/21-5/31
Longest Losing Streak: 1 game, 6/7-end of season
Longest Scoreless Streak: 5.1 IP, 5/15-5/21

CAREER HIGHS

Most IP (Starter): 6.0, 8/23/19 at Minnesota
Most IP (Relief): 5.0, twice. Last: 8/16/19 at Tampa Bay
Most Strikeouts (Starter): 11, 8/23/19 at Minnesota
Most Strikeouts (Relief): 6, 9/3/19 at Kansas City
Most Walks (Starter): 4, 7/25/19 at Seattle
Most Walks (Relief): 4, 7/5/15 vs. Toronto
Most Runs Allowed (Starter): 7, twice. Last: 7/25/19 at Seattle
Most Runs Allowed (Relief): 6, twice. Last: 9/19/19 at Cleveland
Most ER Allowed (Starter): 7, 6/4/18 vs. New York Yankees
Most ER Allowed (Relief): 6, twice. Last: 9/19/19 at Cleveland
Most Hits Allowed (Starter): 10, 7/30/19 at Los Angeles Angels
Most Hits Allowed (Relief): 7, twice. Last: 9/19/19 at Cleveland
Most HRs Allowed: 3, 6/4/18 vs. New York Yankees
Longest Winning Streak: 3 games, 4x. Last: 5/21-5/31/22
Longest Losing Streak: 5 games, 7/24/17-6/4/18
Longest Scoreless Streak: 17.0, 8/22-9/16/15
10+ Strikeout Games: 1. 11, 8/23/19 at Minnesota
Last Start: 8/23/19 at Minnesota

CAREER NOTES

- Joined the Cardinals on a two-year free agent deal (2022-23) after playing two seasons (2020-21) in the Japanese Pacific League for the Nippon-Ham Fighters.
- Compiled a 13-14 record with a 3.49 ERA over 39 appearances, while racking up 100 or more strikeouts in both of his professional seasons in Japan.
- Ranked among 2020 Japanese Pacific League leaders in wins (8, T-7th), strikeouts (115, 3rd) and strikeout/walk ratio (3.97, 5th).
- Was originally selected by the Tigers in the 4th round of the June, 2012 First-Year Player Draft, his only Major League organization before joining the Cardinals.
- Spent eight different stints on the Injured List causing him to miss parts of six MLB seasons (2013, 2014, 2016, 2018, 2019, & 2022). His injuries in 2014, 2016, and 2022 ended his regular seasons.
- Has not committed an error in 34 career MLB chances.
- Made his Major League debut in the first game of a double-header vs. Cleveland (5/19/14) at Comerica Park opposing 2014 Cy Young Winner Corey Kluber. Struck out his first two batters faced (Jason Kipnis & Asdrubal Cabrera). Took the loss in 5.1 innings and then returned to Toledo (AAA).
- Earned his first Major League win in the second game of a doubleheader at Cleveland (9/13/15) with two scoreless innings of relief behind starting pitcher Randy Wolf, in a 9-2 victory opposing Trevor Bauer.
- Suffered non-pitching related injury at Cincinnati (6/19/18) when he was hit in the face, causing a nasal fracture, on a return throw from shortstop Jose Iglesias while he was covering first base on a 3-6-1 double play.
- His most recent MLB start may have been his best, as he posted career highs in innings pitched (6.0) and his only double-digit strikeout game (11) in professional baseball at Minnesota (8/23/19).
- Played for three different colleges in his career (Oklahoma in 2010, Navarro JC in 2011 and Vanderbilt in 2012).

2022

- Missed a total of 110 games over three different stints on the Injured List due to right hip (4/22-5/13 and 7/15-end of season) and right shoulder impingements (6/24-7/12).
- Made injury rehab appearances at Memphis (AAA), Springfield (AA), and Peoria (A+).
- Posted scoreless outings in nine of 19 appearances (St. Louis was 7-2 in his shutout outings and 9-10 overall).
- Pitched 1.0 inning or more in 14 appearances, including 2.0+ innings in four games.
- Stranded nine of 10 inherited runners.
- Pitched a season-high 2.2 innings in his Cardinals debut on 4/14 at Milwaukee.
- Was 3-0 with a 2.08 ERA (8.2 IP) and five strikeouts in six May games.
- Recorded a three-game winning streak over a four-game span from May 21-31.

AWARDS & HONORS

Tigers Minor League Player of the Month

2018: Toledo (AAA) - August
2018: Toledo (AAA) - May
2013: Erie (AA) - July

International League Pitcher of the Week

2017: Toledo (AAA) - May 30-June 4

Eastern League Pitcher of the Week

2013: Erie (AA) - July 7-13

NJCAA JUCO World Series Champions

2011: Navarro College (TX)

CAREER MILESTONES

Major League Debut

July 19, 2014 vs. Cleveland (Game 1)

First Major League Win

September 13, 2015 at Cleveland (Game 2)

First Major League Strikeout

July 19, 2014 vs. Cleveland (Game 1)
(1st inning, Jason Kipnis, swinging)

100th Major League Strikeout

September 17, 2019
(8th inning, Ehire Adrianza, swinging)

BACKGROUND/PERSONAL

- Graduated from Rockwall-Heath (Tex.) High School in 2009
- Was named team MVP in 2008 and recognized as a first team All-District selection in 2007 and 2008.
- Did not pitch his senior season in 2009 due to injury, but still batted .333 with four home runs.
- Selected to play in the 2007 Perfect Game AFLAC Game.
- Played baseball in China at age 12 and also in the Connie Mack World Series for the Dallas Tigers in 2009.
- Initially pitched at the University of Oklahoma and made six appearances for the Sooners' World Series qualifying squad in 2010, posting a 3.38 ERA (13.1 IP) in six appearances.
- Transferred from Oklahoma to Navarro College (TX) and was a part of the 2011 Junior College World Series Championship team posting a 2-2 record with a 1.50 ERA (24.0 IP).
- Finished collegiate baseball career at Vanderbilt University in 2012 and led the Commodores with a 3.50 ERA in 27 appearances while posting a 6-3 record with two saves.
- Was college teammates with Mike Yastrzemski and Tony Kemp. Was coached by current Reds pitching coach Derek Johnson, and Josh Holliday, brother of former Cardinals outfielder Matt.
- Played for Hyannis in the 2010 Cape Cod League and was 0-1 with a 1.66 ERA in 21.2 IP.
- His brother Derek pitched at Texas Christian University where he was a teammate of former Cardinal Matt Carpenter.
- Is nicknamed "Dutch".
- Resides in Rockwall, Texas.



ADAM

WAINWRIGHT

50

HT: 6-7 WT: 225 B/T: R/R BIRTH DATE: 8/30/1981 ML SERVICE: 17.027

FULL NAME: Adam Parrish Wainwright

BORN: August 30, 1981 in Brunswick, Georgia

OPENING DAY AGE: 41 (Turns 42 on August 30)

BECAME A CARDINAL: Acquired from Atlanta Braves with RHP Jason Marquis and LHP Ray King in exchange for OF J.D. Drew and C/OF Eli Marrero, December 13, 2003

CONTRACT STATUS: Signed through 2023

MLB DEBUT: Sept. 11, 2005 at New York Mets

PITCHER

COMPLETE RECORD

Year	Team	W-L	ERA	G	GS	CG	GF	SHO	SV	IP	H	R	ER	HR	HBP	BB	IBB	SO	WP	BK	BA
2000	GCL Braves	4-0	1.13	7	5	0	1	0	0	32.0	15	5	4	1	0	10	0	42	1	1	.136
	Danville	2-2	3.68	6	6	0	0	0	0	29.1	28	13	12	3	1	2	0	39	1	0	.252
2001	Macon	10-10	3.77	28	*28	1	0	0	0	164.2	144	89	69	9	8	48	1	*184	9	2	.230
2002	Myrtle Beach	9-6	3.31	28	*28	1	0	0	0	163.1	149	67	60	7	10	66	0	*167	11	3	.240
2003	Greenville	10-8	3.37	27	27	1	0	0	0	149.2	133	59	56	9	7	37	0	128	4	2	.242
2004	Memphis	4-4	5.37	12	12	0	0	0	0	63.2	68	47	38	12	3	28	0	64	2	1	.280
2005	Memphis	10-10	4.40	29	*29	0	0	0	0	*182.0	*204	98	89	18	5	51	6	147	*12	1	.282
	ST. LOUIS	0-0	13.50	2	0	0	1	0	0	2.0	2	3	3	1	0	1	0	0	0	0	.250
2006	ST. LOUIS	2-1	3.12	61	0	0	10	0	3	75.0	64	26	26	6	4	22	2	72	3	0	.230
2007	ST. LOUIS	14-12	3.70	32	32	1	0	0	0	202.0	212	93	83	13	9	70	4	136	6	0	.269
2008	ST. LOUIS	11-3	3.20	20	20	1	0	0	0	132.0	122	51	47	12	3	34	1	91	3	0	.245
	Memphis#	0-1	12.27	2	2	0	0	0	0	3.2	8	5	5	1	0	1	0	3	0	0	.444
	Springfield#	0-0	0.00	1	1	0	0	0	0	4.2	4	0	0	0	0	0	0	7	0	0	.222
2009	ST. LOUIS	*19-8	2.63	34	*34	1	0	0	0	*233.0	216	75	68	17	3	66	1	212	7	0	.244
2010	ST. LOUIS	20-11	2.42	33	33	5	0	2	0	230.1	186	68	62	15	4	56	2	213	2	0	.224
2011	ST. LOUIS	INJURED - DID NOT PITCH																			
2012	ST. LOUIS	14-13	3.94	32	32	3	0	2	0	198.2	196	96	87	15	6	52	3	184	5	2	.259
2013	ST. LOUIS	+19-9	2.94	+34	34	*5	0	+2	0	*241.2	*223	83	79	15	6	35	2	219	5	0	.248
2014	ST. LOUIS	20-9	2.38	32	32	5	0	+3	0	227.0	184	64	60	10	7	50	5	179	4	1	.222
2015	ST. LOUIS	2-1	1.61	7	4	0	2	0	0	28.0	25	7	5	0	0	4	0	20	0	0	.238
2016	ST. LOUIS	13-9	4.62	33	33	1	0	1	0	198.2	*220	108	*102	22	5	59	4	161	1	0	.287
2017	ST. LOUIS	12-5	5.11	24	23	0	0	0	0	123.1	140	73	70	14	5	45	4	96	2	0	.286
2018	ST. LOUIS	2-4	4.46	8	8	0	0	0	0	40.1	41	21	20	5	2	18	1	40	1	0	.263
	Memphis#	1-0	0.00	2	2	0	0	0	0	9.0	8	0	0	0	0	4	0	11	0	0	.250
	Springfield#	1-0	0.00	3	3	0	0	0	0	10.0	5	0	0	0	1	0	0	9	0	0	.143
	Palm Beach#	0-0	0.00	2	2	0	0	0	0	3.0	1	0	0	0	0	0	0	5	0	0	.111
2019	ST. LOUIS	14-10	4.19	31	31	0	0	0	0	171.2	181	83	80	22	8	64	7	153	2	0	.273
2020	ST. LOUIS	5-3	3.15	10	10	+2	0	0	0	65.2	54	25	23	9	2	15	0	54	0	0	.221
2021	ST. LOUIS	17-7	3.05	32	32	+3	0	1	0	206.1	168	72	70	21	9	50	3	174	4	1	.220
2022	ST. LOUIS	11-12	3.71	32	32	1	0	0	0	191.2	192	80	79	16	7	54	1	143	5	0	.261
	MINOR TOTALS	51-41	3.68	147	145	3	1	0	0	815.0	767	383	333	60	35	248	7	806	40	10	.248
	MAJOR TOTALS	195-117	3.38	457	390	28	13	11	3	2567.1	2426	1028	964	213	80	695	40	2147	50	4	.250

* Led League + Tied for League Lead # Injury Rehabilitation Assignment

Note: Major League Uniform Numbers Worn: 60 (2005), 50 (2006-present)

WILD CARD SERIES RECORD

Year Team	W-L	ERA	G	GS	CG	GF	SHO	SV	IP	H	R	ER	HR	HBP	BB	IBB	SO	WP	BK	BA
2020 STL vs. SD	0-0	5.40	1	1	0	0	0	0	3.1	6	2	2	0	0	2	0	3	1	0	.400
2021 STL vs. LAD	0-0	1.69	1	1	0	0	0	0	5.1	4	1	1	1	0	2	0	5	0	0	.222
2022 STL vs. PHI	Eligible - Did Not Pitch																			
W.C. TOTALS	0-0	3.12	2	2	0	0	0	0	8.2	10	3	3	1	0	4	0	8	1	0	.303

DIVISION SERIES RECORD

Year Team	W-L	ERA	G	GS	CG	GF	SHO	SV	IP	H	R	ER	HR	HBP	BB	IBB	SO	WP	BK	BA
2006 STL vs. SD	0-0	0.00	3	0	0	3	0	1	3.2	3	0	0	0	0	0	0	6	0	0	.214
2009 STL vs. LA	0-0	1.13	1	1	0	0	0	0	8.0	3	1	1	1	1	1	0	7	0	0	.111
2011 STL vs. PHI	Injured - Did Not Pitch																			
2012 STL vs. WSH	0-0	7.88	2	2	0	0	0	0	8.0	13	7	7	3	0	3	0	15	1	0	.351
2013 STL vs. PIT	2-0	1.13	2	2	1	0	0	0	16.0	11	2	2	1	0	1	0	15	0	0	.196
2014 STL vs. LAD	0-0	12.46	1	1	0	0	0	0	4.1	11	6	6	1	1	1	0	5	1	0	.500
2015 STL vs. CHI	0-0	1.69	3	0	0	0	0	0	5.1	3	1	1	1	0	0	0	6	0	0	.167
2019 STL vs. ATL	0-0	0.00	1	1	0	0	0	0	7.2	4	0	0	0	0	2	0	8	0	0	.148
D.S. TOTALS	2-0	2.89	13	7	1	3	0	1	53.0	48	17	17	7	2	8	0	62	2	0	.239

LEAGUE CHAMPIONSHIP SERIES RECORD

Year Team	W-L	ERA	G	GS	CG	GF	SHO	SV	IP	H	R	ER	HR	HBP	BB	IBB	SO	WP	BK	BA
2006 STL vs. NY	0-0	0.00	3	0	0	3	0	2	3.0	2	0	0	0	0	1	0	4	0	0	.182
2011 STL vs. MIL	Injured - Did Not Pitch																			
2012 STL vs. SF	1-0	1.29	1	1	0	0	0	0	7.0	4	1	1	1	0	0	0	5	0	0	.160
2013 STL vs. LAD	0-1	2.57	1	1	0	0	0	0	7.0	6	2	2	0	0	0	0	5	0	0	.231
2014 STL vs. SF	0-1	3.09	2	2	0	0	0	0	11.2	10	5	4	1	0	5	0	9	0	0	.227
2019 STL vs. WSH	0-1	3.00	2	1	0	0	0	0	9.0	9	3	3	1	0	1	1	11	0	0	.265
L.C.S. TOTALS	1-3	2.39	9	5	0	3	0	2	37.2	31	11	10	3	0	7	1	34	0	0	.221

WORLD SERIES RECORD

Year Team	W-L	ERA	G	GS	CG	GF	SHO	SV	IP	H	R	ER	HR	HBP	BB	IBB	SO	WP	BK	BA
2006 STL vs. DET	1-0	0.00	3	0	0	3	0	1	3.0	2	0	0	0	0	1	0	5	1	0	.182
2011 STL vs. TEX	Injured - Did Not Pitch																			
2013 STL vs. BOS	0-2	4.50	2	2	0	0	0	0	12.0	14	8	6	0	0	2	0	14	0	0	.286
W.S. TOTALS	1-2	3.60	5	2	0	3	0	1	15.0	16	8	6	0	0	3	0	19	1	0	.267

ALL-STAR GAME RECORD

Year Team	W-L	ERA	G	GS	CG	GF	SHO	SV	IP	H	R	ER	HR	HBP	BB	IBB	SO	WP	BK	BA
2010 National	0-0	0.00	1	0	0	0	0	0	1.0	1	0	0	0	0	1	0	2	0	0	.250
2013 National	Eligible - Did Not Pitch																			
2014 National	0-0	27.00	1	1	0	0	0	0	1.0	3	3	3	1	0	0	0	2	0	0	.500
ALL-STAR TOTALS	0-0	13.50	2	1	0	0	0	0	2.0	4	3	3	1	0	1	0	4	0	0	.400

REGULAR SEASON FIELDING RECORD

Position	PCT	G	PO	A	E	TC	DP
Pitcher	.982	457	228	312	10	550	28

Note: Rawlings Gold Glove (2): 2009, 2013

2009: Tied for 1st among MLB pitchers in fielding pct. (1.000)

2013: Led National League pitchers in total chances (61), fielding pct. (1.000) and double plays (6)

2014: Rawlings Gold Glove Award Finalist.

2016: Rawlings Gold Glove Award Finalist. Tied for 1st among MLB pitchers in fielding pct. (1.000)

2017: Tied for 1st among Major League pitchers in fielding pct. (1.000)

2019: Tied for 1st among Major League pitchers in fielding pct. (1.000)

2020: Tied for 1st among Major League pitchers in fielding pct. (1.000)

2021: Tied for 1st among Major League pitchers in fielding pct. (1.000)

2022: Tied for 1st among Major League pitchers in fielding pct. (1.000)



REGULAR SEASON BATTING RECORD

	AVG	G	AB	R	H	2B	3B	HR	RBI	SH	SF	HBP	BB	IBB	SO	SB	CS	GDP	SLG	OBP	E
CAREER TOTALS	.193	443	742	55	143	39	2	10	75	74	3	0	27	0	249	0	2	11	.291	.220	10

Note: Hillerich & Bradsby Silver Slugger: 2017

2022 SEASON HIGHS

Most IP: 9.0 IP, twice. Last: 8/13 vs. Milwaukee
Low-Hit CG: 5, 5/8 vs. Philadelphia
Most Strikeouts: 10, 5/31 vs. San Diego
Most Walks: 5, 4/29 vs. Arizona
Most Runs Allowed: 7, 7/22 at Cincinnati
Most Earned Runs Allowed: 7, 7/22 at Cincinnati
Most Hits Allowed: 10, 5/26 vs. Milwaukee
Most HRs Allowed: 2, 4x. Last: 7/22 at Cincinnati
Longest Winning Streak: 3 games, twice. Last: 7/27-8/18
Longest Losing Streak: 3 games, 2x. Last: 9/20-end of season
Longest Scoreless Streak: 12.0 IP, 5/4-5/15
Hitless Innings to Start: 6.2, 8/13 vs. Milwaukee (McCutchen)

CAREER HIGHS

Most IP (Starter): 9.0, 25 times. Last: 8/13/22 vs. Milwaukee
Most IP (Relief): 3.0, twice. Last: 5/24/06 at San Francisco
Most Strikeouts (Starter): 12, five times. Last: 5/25/14 at Cincinnati
Most Strikeouts (Relief): 4, 8/30/06 vs. Florida
Most Walks (Starter): 7, 6/2/19 vs. Chicago Cubs
Most Walks (Relief): 2, four times. Last: 7/15/06 vs. LA Dodgers
Most Runs Allowed (Starter): 9, four times. Last: 6/17/17 at Baltimore
Most Runs Allowed (Relief): 4, 8/13/06 at Pittsburgh
Most Hits Allowed (Starter): 12, 5x. Last: 9/28/19 vs. Chicago Cubs
Most Hits Allowed (Relief): 4, three times. Last: 8/13/06 at Pittsburgh
Most HRs Allowed: 4, 9/28/19 vs. Chicago Cubs
Longest Winning Streak: 9, 6/7/08-4/29/09
Longest Losing Streak: 4, 8/18-9/4/10
Longest Scoreless Streak: 26.0 IP, 7/4-27/10
Complete Games: 28. Last: 7/8/22 vs. Philadelphia
Low-Hit Complete Game: 1, 5/20/14 vs. Arizona (Goldschmidt)
Shutouts: 11. Last: 8/11/21 at Pittsburgh
Hitless Innings to Start: 7.1, 5/11/13 vs. COL (Arenado)
10+ Strikeout Games: 13. Last: 5/31/22 vs. San Diego (10)
Last Relief Appearance: 9/23/17 at Pittsburgh

CAREER TRANSACTIONS

- Selected by the Atlanta Braves in the first round (29th player overall) of the June, 2000 First-Year Player Draft.
- Acquired by the St. Louis Cardinals with LHP Ray King and RHP Jason Marquis for OF J.D. Drew and OF Eli Marrero, December 13, 2003.
- Signed a four-year contract extension with St. Louis that includes two club options, March 20, 2008.
- On St. Louis injured list (right middle finger sprain), June 8 - August 22, 2008; included rehabilitation assignments at Memphis (AAA) and Springfield (AA).
- On St. Louis injured list (right elbow surgery), March 25 - end of season, 2011.
- Signed a five-year contract extension with St. Louis, March 28, 2013.
- On St. Louis injured list (ruptured right Achilles), April 26-September 29, 2015.
- On St. Louis injured list (mid-back tightness), July 25-August 5, 2017.
- On St. Louis injured list (right elbow impingement), August 18-September 18, 2017.
- On St. Louis injured list (left hamstring strain), March 26-April 4, 2018.
- On St. Louis injured list (right elbow inflammation), April 20-May 12, 2018; included rehabilitation assignment at Springfield (AA).
- On St. Louis injured list (right elbow inflammation), May 14-September 9, 2018; included rehabilitation assignments at Palm Beach (A), Springfield (AA) and Memphis (AAA).
- Signed a one-year contract for 2019 with St. Louis, October 30, 2018.
- On St. Louis injured list (left hamstring strain), June 10-20, 2019.
- Signed a one-year contract for 2020 with St. Louis, November 13, 2019.
- Signed a one-year contract for 2021 with St. Louis, January 29, 2021.
- On St. Louis injured list (COVID-19), April 30 - May 3, 2021.
- Signed a one-year contract for 2022 with St. Louis, October 4, 2021.
- On St. Louis injured list (COVID-19), May 6-14, 2022.
- Signed a one-year contract for 2023 with St. Louis, October 26, 2022.

WAINWRIGHT CAREER HOME RUNS (10)

Date	Opponent	Stadium	Pitcher	Inning	Type	Notes
May 24, 2006	at San Francisco	AT&T Park	Noah Lowry	5th	Solo	First Major League at-bat
Aug. 5, 2007	at Washington	RFK Stadium	Matt Chico	4th	Solo	
April 16, 2008	Milwaukee	Busch Stadium	Carlos Villanueva	2nd	Solo	
May 26, 2009	at Milwaukee	Miller Park	Jeff Suppan	4th	Solo	
Aug. 14, 2009	San Diego	Busch Stadium	Mat Latos	3rd	Solo	
Sept. 5, 2012	New York Mets	Busch Stadium	R.A. Dickey	3rd	Solo	
May 2, 2016	Philadelphia	Busch Stadium	Jeremy Hellickson	4th	3-run	Landed in the 2nd deck
Aug. 2, 2016	at Cincinnati	Great American Ball Park	Dan Straily	3rd	Solo	
April 21, 2017	at Milwaukee	Miller Park	Wily Peralta	3rd	2-run	
June 1, 2017	Los Angeles Dodgers	Busch Stadium	Brandon McCarthy	2nd	2-run	

CAREER NOTES

- The 2023 season marks Wainwright's 19th as a Cardinal and 18th as an active player (2005-10, '12-23), tying Jesse Haines (18 years, 1920-37) for most by a pitcher and 3rd-most in franchise history.
- Only Stan Musial (22, 1941-44, '46-63) and Yadier Molina (19, 2004-22) were Cardinals longer than Wainwright. All three have appeared exclusively as Cardinals in their careers.
- Wainwright is the longest tenured active Major Leaguer to appear with the same franchise.
- Enters the 2023 season as the 3rd-oldest active player in Major League Baseball behind Rich Hill and Nelson Cruz.
- Has faced every Major League team except St. Louis, and earned regular season wins against 26 teams in his career (Orioles, Yankees, Rangers & Cardinals are the exceptions).
- Threw a near perfect game on May 20, 2014 vs. Arizona, facing just one over the minimum; pitched a complete game one-hit (Paul Goldschmidt double) shutout as he walked none and struck out nine in the 5-0 win.
- Settled for a two-hit shutout the previous season on May 11, 2013 vs. Colorado, allowing his first hit of the game on a one-out single in the 8th inning to Nolan Arenado.
- Missed the entire 2011 season after elbow ligament replacement surgery on his right elbow on Feb. 28, 2011.
- His only career appearance at Busch Stadium II was his MLB debut (Sept. 11, 2005 vs. New York Mets), caught by Mike Mahoney (his only career game catching Wainwright).
- The 2023 season marks his 18th (2006-23) wearing uniform No. 50, most by any player to wear No. 50 in MLB history. Wainwright sported uniform No. 60 in 2005 (and No. 70 in 2004-05 Spring Trainings).
- Voted as having the "Best Curveball" in the National League three times (2010, 2013, 2014) in *Baseball America's* Best Tools Survey.
- Signed the largest contract for a pitcher in franchise history on March 28, 2013, when he inked a five-year deal that carried him through the 2018 season.
- Signed one-year free agent deals for the 2019, 2020, 2021, 2022, and 2023 seasons.
- Teammates with Paul Goldschmidt, Nolan Arenado, and Miles Mikolas on Team USA in the 2023 World Baseball Classic.

MOST SEASONS PLAYED WITH THE CARDINALS (1892-2023)

Seasons	Position(s)	Tenure
22 Stan Musial	OF, 1B	1941-44, '46-63
19 Yadier Molina	C	2004-22
18 Adam Wainwright	RHP	2005-10, '12-23
18 Jesse Haines	RHP	1920-37
17 Bob Gibson	RHP	1959-75

MOST SEASONS PLAYED WITH ONLY ONE MLB FRANCHISE - ACTIVE

Seasons	Franchise	Tenure
18 Adam Wainwright	Cardinals	2005-10, 12-23
17 Joey Votto	Reds	2007-23
16 Clayton Kershaw	Dodgers	2008-23
14 Stephen Strasburg	Nationals	2010-23

MOST TEAM WINS IN APPEARANCES

Cardinal	Team Wins	Seasons
1. Jason Isringhausen	307	2002-08
2. Bob Gibson	301	1959-75
3. Adam Wainwright	283	2005-present

CAREER bWAR IN CARDINALS HISTORY

MLB Player	bWAR	Seasons
1. Stan Musial	128.6	1941-63
2. Rogers Hornsby	91.8	1915-26, '33
3. Bob Gibson	89.2	1959-75
4. Albert Pujols	88.7	2001-11, '22
5. Ozzie Smith	65.9	1982-96
6. Ken Boyer	58.1	1955-65
7. Enos Slaughter	53.0	1938-42, '46-53
8. Adam Wainwright	46.8	2005-present
9. Ted Simmons	45.0	1968-80
10. Curt Flood	42.3	1958-69
11. Yadier Molina	42.2	2004-22


MOST SEASONS PLAYED WITH ONLY ONE FRANCHISE - MLB HISTORY (1876-2023)

Seasons	Team	Tenure
23	Brooks Robinson Orioles	1955-77
23	Carl Yastrzemski Red Sox	1961-83
22	Stan Musial Cardinals	1941-44, '46-63
22	Al Kaline Tigers	1953-74
22	Mel Ott Giants	1926-47
22	Cap Anson Cubs	1876-97
21	George Brett Royals	1973-93
21	Walter Johnson Senators	1907-27
21	Ted Lyons White Sox	1923-42, '46
21	Cal Ripken Jr. Orioles	1981-2001
21	Willie Stargell Pirates	1962-82
21	Luke Appling White Sox	1930-43, '45-50
20	Craig Biggio Astros	1988-2007
20	Red Faber White Sox	1914-33
20	Tony Gwynn Padres	1982-2001
20	Mel Harder Indians	1928-47
20	Derek Jeter Yankees	1995-2014
20	Alan Trammell Tigers	1977-96
20	Robin Yount Brewers	1974-93
19	Ernie Banks Cubs	1953-71
19	Dave Concepción Reds	1970-88
19	Charlie Gehringer Tigers	1924-42
19	Chipper Jones Braves	1993, '95-2012
19	Barry Larkin Reds	1986-2004
19	Yadier Molina Cardinals	2004-22
19	Jim Palmer Orioles	1965-67, '69-84
19	Mariano Rivera Yankees	1995-2013
19	Lou Whitaker Tigers	1977-95
19	Ted Williams Red Sox	1939-42, '46-60
18	Ossie Bluege Senators	1922-39
18	Roberto Clemente Pirates	1955-72
18	Bob Feller Indians	1936-41, '45-56
18	Ed Kranepool Mets	1962-79
18	Mickey Mantle Yankees	1951-68
18	Edgar Martínez Mariners	1987-2004
18	Bill Russell Dodgers	1969-86
18	Mike Schmidt Phillies	1972-89
18	Adam Wainwright Cardinals	2005-10, '12-23
18	Frank White Royals	1973-90

Career (cont'd)

- Ranks among active Major League pitchers in complete games (28, 1st), shutouts (11, 2nd), ERA (3.38, 7th), winning pct. (.625, 6th), wins (195, 5th), innings pitched (2,567.1, 5th), starts (390, 5th), strikeouts (2,147, 5th), quality starts (242, 5th), and WHIP (1.22, 10th).
- Since 2019, ranks among MLB leaders in innings pitched (635.1, 4th), wins (47, 3rd), and complete games (6, 2nd).
- Since 2010, shares the MLB lead in complete games (25) while ranking 2nd in shutouts (11) and 6th in wins (149) despite missing the entire 2011 season to injury and much of 2015 and 2018.
- Since becoming a starting pitcher in 2007, his 193 wins rank tied for 5th among MLB pitchers.
- Has pitched 7.0 innings or more in 181 of 390 career starts.
- Since the Division Era (1969-present), Wainwright is just the 48th pitcher in MLB history with 195 or more victories.
- Is one of 37 pitchers in MLB history to record with 195+ wins, 2,100+ strikeouts, 375+ starts, 2,500+ innings, and an ERA of 3.40 or lower. Joins active hurlers Max Scherzer, Justin Verlander and Clayton Kershaw, while 25 others are in the Hall of Fame.
- Since the Wild Card Era (1995-present), Wainwright is one of seven pitchers with 195/2,100/375/2,500/3.40, joining Scherzer, Verlander, Kershaw, and Hall of Famers, Randy Johnson, Roy Halladay and Pedro Martínez.
- His 89 career road wins rank 3rd all-time in franchise history and trail only Clayton Kershaw (92) among active National League pitchers.
- Adam is the first Cardinal since Steve Carlton to have three seasons with 10 or more road wins (Bob Gibson-7). Since 2000, only C.C. Sabathia (5), Justin Verlander (3), Bartolo Colon (3), Roy Halladay (3), Max Scherzer (3), Jon Lester (3), and David Price (3) have had three or more seasons of 10+ road wins.
- Posted a sub-3.00 ERA in 2009 (2.63), 2010 (2.42), 2013 (2.94) and 2014 (2.38).
- Has two 20-win seasons (2010 & 2014) and two 19-win seasons (2009 & 2013).
- Has recorded 12 double-digit win seasons in his career, 2nd all-time among Cardinals (Gibson, 14) and most among active National League pitchers.
- Recorded three 200+ strikeout seasons (2009, 2010, 2013).
- His career monthly win percentages for July (.732, 30-11), August (.620, 31-19), and September (.702, 40-17) are all tops in Cardinals history, while his July win pct. is the 6th-highest all-time in MLB history.
- Is the franchise leader for wins in the month of April (30) and ranks 2nd to Bob Gibson (42 & 44) in May (36) and September (40).
- Has made 38 starts since turning age 40, 2nd among active pitchers (Rich Hill, 38) and 3rd-most in Cardinals history behind Grover Cleveland "Pete" Alexander (80) and Jesse Haines (39).

St. Louis Cardinals Career Leaders

- Ranks among Cardinals all-time franchise pitching leaders in wins (195, 3rd), ERA (3.38, 6th), innings pitched (2,567.1, 4th), win pct. (.625, 3rd), appearances (457, 6th), starts (390, 3rd), and strikeouts (2,147, 2nd) (*min. 1,500 innings pitched*).
- Is the 85th pitcher all-time to reach 2,000 career strikeouts, the 8th active, and the 2nd Cardinal joining Bob Gibson (3,117).
- Is one of 15 pitchers (two Cardinals) in MLB history to make 390 or more starts exclusively with one franchise. Bob Gibson is 6th (482 with St. Louis), while Walter Johnson (666 with Washington Senators) is the all-time MLB leader.
- Ranks 8th in career Wins Above Replacement (46.8) in franchise history according to Baseball Reference, and 2nd among pitchers (Bob Gibson, 89.2).
- Has appeared in 283 team wins in his career, 3rd in Cardinals history behind Jason Isringhausen (307) and Bob Gibson (301).

Awards

- Winner of the prestigious 2020 Roberto Clemente Humanitarian Award, annually given by Major League Baseball to the player "who best represents the game of baseball through positive contributions on and off the field, including sportsmanship and community involvement. Joined Yadier Molina (2018), Carlos Beltran (2013), Albert Pujols (2008), Ozzie Smith (1995) and Lou Brock (1975) as former Cardinals winners.
- Owns the highest career Cy Young Award vote share (1.98) of any pitcher to have never won the award in MLB history.
- In 2014, finished 3rd in the National League Cy Young vote after placing 2nd to Clayton Kershaw in 2013. Also finished 2nd in 2010 behind Roy Halladay.
- Finished 3rd in the 2009 NL Cy Young vote, despite receiving the most first-place votes. His finish was just four points shy of teammate Chris Carpenter for 2nd place and 10 behind Cy Young winner Tim Lincecum for the second-tightest vote in the history of the award.
- In his first All-Star Game appearance in 2010 in Anaheim, pitched a perfect 7th inning and fanned two in the NL win.
- Named to the 2013 NL All-Star team by his peers, but did not pitch.
- Selected as the starting pitcher for the National League in the 2014 All-Star Game in Minnesota. It was his third time selected to the All-Star Game, second appearance in the game (2010) and first as the starting pitcher. He was the first Cardinals pitcher to start the All-Star Game since Chris Carpenter in 2005.
- Two-time Comeback Player of the Year (2012 & 2015) and Baseball Man of the Year (2013 & 2014) by St. Louis chapter of BBWAA.
- 2015 Hutch Award recipient, presented annually to the active player who perseveres through adversity.
- 2008 Darryl Kile Award recipient, voted on by teammates.

CARDINALS ALL-TIME PITCHING LEADERS

Rank	Wins	Tenure
1. Bob Gibson	251	1959-75
2. Jesse Haines	210	1920-37
3. Adam Wainwright	195	2005-present

Cardinal	Home Wins	Tenure
1. Bob Gibson	117	1959-75
2. Jesse Haines	107	1920-37
3. Adam Wainwright	106	2005-present

Cardinal	Road Wins	Tenure
1. Bob Gibson	134	1959-75
2. Jesse Haines	103	1920-37
3. Adam Wainwright	89	2005-present

Rank	Innings Pitched	Tenure
1. Bob Gibson	3,884.1	1959-75
2. Jesse Haines	3,203.2	1920-37
3. Bob Forsch	2,658.2	1974-88
4. Adam Wainwright	2,567.1	2005-present

Rank	Starts	Tenure
1. Bob Gibson	482	1959-75
2. Bob Forsch	401	1974-88
3. Adam Wainwright	390	2005-present

Rank	Games	Tenure
1. Jesse Haines	554	1920-37
2. Bob Gibson	528	1959-75
3. Bill Sherdel	465	1967-83
4. Adam Wainwright	457	2005-present

Rank	ERA	Tenure
1. Slim Sallee	2.67	1908-16
2. Harry Brecheen	2.91	1940-52
3. Bob Gibson	2.91	1959-75
4. Bill Doak	2.93	1913-1924, '29
5. Dizzy Dean	2.99	1930-37
6. Adam Wainwright	3.38	2005-present

Rank	Strikeouts	Tenure
1. Bob Gibson	3,117	1959-75
2. Adam Wainwright	2,147	2005-present
3. Dizzy Dean	1,095	1930-37

Rank	Quality Starts	Tenure
1. Bob Gibson	328	1959-75
2. Adam Wainwright	242	2005-present
3. Bob Forsch	229	1974-88

Rank	Win Pct.	Tenure
1. Mort Cooper	.677	1938-45
2. Dizzy Dean	.641	1930-37
3. Adam Wainwright	.625	2005-present

Rank	Opp. AVG	Tenure
1. Bob Gibson	.228	1959-75
2. Harry Brecheen	.240	1940, '43-52
3. Adam Wainwright	.250	2005-present



PITCHERS IN MLB HISTORY WITH 390+ STARTS EXCLUSIVELY W/ ONE FRANCHISE

Pitcher	Team	Starts
1. Walter Johnson	Senators	666
2. Jim Palmer	Orioles	521
3. Bob Feller	Indians	484
Ted Lyons	White Sox	484
5. Red Faber	White Sox	483
6. Bob Gibson	Cardinals	482
7. Don Drysdale	Dodgers	465
8. Whitey Ford	Yankees	438
9. Mel Harder	Indians	433
Carl Hubbell	Giants	433
11. Felix Hernandez	Mariners	418
12. Clayton Kershaw	Dodgers	398
13. Steve Rogers	Expos	393
14. Paul Splittorff	Royals	392
15. Adam Wainwright	Cardinals	390

OLDEST ACTIVE MLB PLAYERS IN 2023

MLB Player	Team	DOB
1. Rich Hill	Red Sox	March 11, 1980
2. Nelson Cruz	Nationals	July 1, 1980
3. Adam Wainwright	Cardinals	Aug. 30, 1981

*Updated as of media guide print date

MOST CAREER WINS VS. NL CENTRAL

MLB Rank	W-L	Seasons
1. Greg Maddux	92-40	1994-2008
2. Adam Wainwright	85-54	2005-present
3. Roy Oswalt	78-42	2001-13
4. Carlos Zambrano	72-47	2001-12
5. Tom Glavine	61-37	1994-2008
8. Matt Morris	53-40	1997-2008

CARDINALS DURING AGE 40+ SEASONS WITH 100.0+ INNINGS PITCHED

Cardinal	Age	Season	W-L	ERA	IP	SO
Pete Alexander	40	1927	21-10	2.52	268.0	48
Pete Alexander	41	1928	16-9	3.36	243.2	59
Pete Alexander	42	1929	9-8	3.89	132.0	33
Jesse Haines	41	1935	6-5	3.59	115.1	24
Jim Kaat	41	1980	8-7	3.82	129.2	36
Adam Wainwright	40	2022	11-12	3.71	191.2	143

MOST STARTS ALL-TIME BY A CARDINALS PITCHER AFTER AGE 40

Cardinal	Starts	Season(s)
1. Pete Alexander	80	1927-29
2. Jesse Haines	39	1933-37
3. Adam Wainwright	38	2021-22
4. Murry Dickson	20	1956-57
5. Jim Kaat	17	1980-82

Busch Stadium III (2006-present)

- Is the all-time Busch Stadium III leader in career wins (106), strikeouts (1,175), appearances (235), starts (204), and innings pitched (1,386.1). Also ranks 6th in ERA (2.84) and 5th in win pct. (.646) (*min. 200 innings pitched*).
- Leads active National League pitchers in home wins (106) and ranks 5th in home win pct. (.646, 106-58).
- Only Bob Gibson (117) and Jesse Haines (107) have more home wins in franchise history.
- Ranks among all-time pitching leaders at a single venue in career strikeouts (15th), starts (T-20th), and victories (T-22nd).
- Became the first pitcher to throw 1,000 career innings at Busch Stadium III on Sept. 16, 2018, and the 5th Cardinal to throw 1,000 innings at home stadiums, joining Bill Sherdel (1,087.1 at Sportsman's Park), Jesse Haines (1,554.0 at Sportsman's Park), Bob Gibson (1,182.0 at Busch Stadium II) and Bob Forsch (1,402.1 at Busch Stadium II).
- Is one of 22 pitchers in MLB history to be a Major League stadium's all-time appearance and start leader (235 games and 204 starts at Busch Stadium III).
- Has made seven career Home Opener starts (2009-10, '12, '15, '18, '21-22), most in franchise history ahead of Bob Gibson (6: 1967-69, '72, '74-75).

Batting

- 2017 Louisville Silver Slugger award winner. Led NL pitchers with a .262 average with 11 hits, 11 RBI (T1st) and two home runs.
- Offensively among active Major League pitchers, ranks 1st in career hits (143), RBI (75), doubles (39), total bases (216), runs (55), and extra-base hits (51), 2nd in homers (10), 5th in batting avg (.193), 4th in OPS (.511) and slugging (.291), T4th in triples (2), 3rd in sacrifice hits (74) and walks (27), and 7th in OBP (.220) (*minimum 200 at-bats*).
- Ranks among all-time Cardinals pitchers offensively in hits (7th), RBI (5th), doubles (3rd), total bases (5th), runs (7th), extra-base hits (3rd), homers (3rd), and sacrifice hits (2nd).
- Is the only active Major League pitcher with multiple 10-plus RBI seasons (2016-17).
- Collected 29 RBI over a two-season span (2016-17), including 27 in games in which he pitched. That RBI total marked the most by a pitcher over two straight seasons since Steve Carlton had 28 for the Phillies from 1977-78, and the most by a Cardinal since Bob Gibson had 29 from 1970-71 (*Elias*).
- Has driven in at least two runs in 15 career starts (St. Louis is 15-0), most among active pitchers (Madison Bumgarner is second with 13). Eight of those starts have come since the beginning of the 2016 season. The last pitcher with at least eight starts of this type over a two-season span was Bob Gibson in 1970-71 (St. Louis 8-0). (*Elias*).

Teammates with Yadier Molina (2005-22)

- The historic duo set the all-time MLB battery record for career regular season starts (328) and team wins in starts (213-115, .649).
- Wainwright and Molina were teammates for 18 seasons (2005-22), most in franchise history ahead of Stan Musial and Red Schoendienst (14 from 1946-56, '61-63).
- Wainwright's and Molina's 18 seasons as teammates were tied for the 3rd-most in MLB history, matching OF Sam Rice & 1B Joe Judge (1915-32; Washington Senators), 2B Frank White & 3B George Brett (1973-90; Kansas City Royals), and SS Honus Wagner & OF Fred Clarke (Louisville Colonels; 1897-99; and Pittsburgh Pirates; 1900-15).
- Only 2B Lou Whitaker & SS Alan Trammell (19, 1977-95; Detroit Tigers) and RHP Mariano Rivera & SS Derek Jeter (19, 1995-2013; New York Yankees) were teammates longer in MLB history.
- Bob Gibson and Tim McCarver (198 starts) held the previous franchise record for regular season starts before surpassed on June 15, 2016 vs. Houston.
- Overall, Waino and Yadi made 372 regular season appearances (starts and relief outings), 5th-most among all MLB batterymates in the Expansion Era (1961-present).
- Molina was the starting catcher in all of Wainwright's 11 career shutouts, and in 27 of Adam's 28 complete games. Wainwright's lone complete game not caught by Molina was April 26, 2008 vs. Houston caught by Jason LaRue.
- Molina caught Wainwright in 2,155.0 of his total 18,294.2 (11.7%) career innings in the regular season, 4th among batterymates in MLB history.
- Waino and Molina's first appearance as a starting battery was April 6, 2007 at Houston (W, 4-2). Wainwright's first batter faced was Craig Biggio, who popped out to Molina.
- Molina caught 44 relief appearances by Wainwright, (2005-06, 2017).
- The first time Molina (age 23.072) caught Wainwright (24.024) was in relief on Sept. 23, 2005 at Milwaukee (1.0 IP). Retired Chad Moeller (flyout), Jeff Cirillo (popout), & Brady Clark (flyout) with 13 pitches in the 7th inning.
- Tony Cruz has caught Waino for the 2nd-most starts (17) in his career, while Gary Bennett has been his catcher in the 2nd-most career appearances (29). Andrew Knizner has caught Waino in 15 starts (10-5 team record).
- Mike Mahoney caught Wainwright's MLB debut on Sept. 11, 2005 vs. the Mets at Busch Stadium II (Waino's only appearance at Busch II and only time throwing to Mahoney).
- Molina caught Wainwright's first career win (May 9, 2006 vs. Colorado) and save (May 19, 2006 at Kansas City).
- Wainwright recorded a career 3.25 ERA with Molina behind the plate, and enters 2023 with a combined 4.05 ERA (186er/412.1ip) with his 17 other Cardinals catchers.
- Molina and Wainwright were a starting battery in 15 post-season games, tying the Yankees duo of Mike Mussina & Jorge Posada for 5th-most in MLB postseason history. Wainwright also made 11 postseason relief outings with Molina behind the dish.
- Molina caught the final pitches of the 2006 NLCS and World Series as Wainwright struck out Carlos Beltrán (looking) and Brandon Inge (swinging).

ALL-TIME MLB BATTERYMATES RECORDS

Tandem & Team(s) Starts

1. Adam Wainwright & Yadier Molina St. Louis Cardinals (2005-22)	328
2. Mickey Lolic & Bill Freehan Detroit Tigers (1963-75)	324
3. Warren Spahn & Del Crandall Boston/Milwaukee Braves (1949-63)	316
4. Red Faber & Ray Schalk Chicago White Sox (1914-26)	306

Tandem & Team(s) Team Wins in Starts

1. Adam Wainwright & Yadier Molina St. Louis Cardinals (2005-22)	213-115 (.649)
2. Warren Spahn & Del Crandall Boston/Milwaukee Braves (1949-63)	202-114 (.639)

Tandem & Team(s) Strikeouts in Appearances

1. Mickey Lolic & Bill Freehan Detroit Tigers (1963-75)	1,876
2. Adam Wainwright & Yadier Molina St. Louis Cardinals (2005-22)	1,822

Tandem & Team(s) Innings in Appearances

1. Warren Spahn & Del Crandall Boston/Milwaukee Braves (1949-63)	2,418.1
2. Mickey Lolic & Bill Freehan Detroit Tigers (1963-75)	2,332.1
3. Red Ruffing & Bill Dickey New York Yankees (1930-42, '46)	2,165.2
4. Adam Wainwright & Yadier Molina St. Louis Cardinals (2005-22)	2,155.0

Tandem & Team(s) Appearances (since 1961)

1. Mariano Rivera & Jorge Posada New York Yankees (1995-2011)	598
2. Ron Perranoski & Johnny Roseboro LA Dodgers (1961-67)/Minnesota Twins (1968-69)	413
3. Clay Carroll & Johnny Bench Cincinnati Reds (1968-75)	399
4. Pedro Borbón Sr. & Johnny Bench Cincinnati Reds (1970-79)	394
5. Adam Wainwright & Yadier Molina St. Louis Cardinals (2005-22)	372

MOST SEASONS AS TEAMMATES

1. RHP Mariano Rivera and SS Derek Jeter New York Yankees (1995-2013)	19
2B Lou Whitaker and SS Alan Trammell Detroit Tigers (1977-95)	19
3. C Yadier Molina and RHP Adam Wainwright St. Louis Cardinals (2005-22)	18
OF Sam Rice and 1B Joe Judge Washington Senators (1915-32)	18
2B Frank White and 3B George Brett Kansas City Royals (1973-90)	18
SS Honus Wagner and OF Fred Clarke Louisville Colonels (1897-99) Pittsburgh Pirates (1900-15)	18



Defensive Accolades

- Winner of the 2009 and 2013 Rawlings Gold Glove awards as voted on by National League managers & coaches.
- Has committed one error or fewer in 11 of 13 full seasons (most was 2 in 2007 and 2021) while recording seasons of perfect fielding percentages in 2009 (56 total chances), 2013 (NL-leading 61 TC), 2016 (41 TC), 2017 (37 TC), 2019 (32 TC), 2020 (10 TC) and 2022 (34 TC).
- Among MLB pitchers with 500 career total chances, his .982 fielding percentage ranks 11th-highest all-time in MLB history. Rick Rhoden and Zack Greinke (.989) tie for first.

St. Louis Cardinals Postseason Career

- Has taken part in two World Series (2006, 2013), winning a championship in 2006. He was injured in 2011.
- Has appeared in nine postseasons (2006, 2009, 2012-15, 2019-21), most by a Cardinals pitcher, 2nd-most in franchise history behind Yadier Molina (12), and 5th-most in NL history.
- Wainwright (4 wins, 4 saves, 15 starts) and John Smoltz (15 wins, 4 saves, 27 starts) are the only pitchers in MLB postseason history to have 4 or more wins and 4 or more saves while also making 10 or more starts.
- Is the only Cardinal to strike out 100 career batters in the postseason. His 123 strikeouts rank 13th all-time in MLB postseason history and 5th among active pitchers.
- Is the Cardinals all-time leader in postseason games pitched (29), strikeouts (123), innings pitched (114.1), and fewest walks/9 IP (1.73), while ranking 2nd in starts (16) and 75th in saves (4) and wins (4).
- Has made 15 postseason starts with Yadier Molina behind the plate, tied for 5th-most all-time in MLB postseason history with the Yankees duo of Mike Mussina and Jorge Posada.
- At age 40.037 in 2021, Wainwright broke his own MLB record of being the oldest pitcher in MLB postseason history to start a Wild Card game and the 2nd-oldest pitcher to make a postseason start in Cardinals history behind Grover "Pete" Alexander (41.222) in Game 2 of the 1928 World Series vs. the New York Yankees.
- In the 2021 Wild Card Game, became the 3rd-oldest pitcher in MLB postseason history to start a winner-take-all game, behind Roger Clemens (41 in 2003 for NYY vs. BOS and 42 in 2004 for HOU vs. STL).
- During the 2013 postseason, his team-leading 34 strikeouts were one fewer than Bob Gibson's franchise single-postseason record (35) from 1968, tied Detroit's Max Scherzer for most among pitchers during the postseason, and 19th-most in MLB single-postseason history at the time.
- Went 2-0 in the 2013 Division Series vs. Pittsburgh. Pitched a complete game in the Game 5 win, allowing one run on 8 hits in the decisive 6-1 win at Busch Stadium.
- In 2006, earned saves in both the World Series and National League Championship Series clinching wins, and was on the mound for final out in all three postseason series.
- Sent the Cardinals to their 17th World Series after striking out Carlos Beltran (called) to end Game 7 at Shea Stadium.
- Fanned Tigers Brandon Inge (swinging) in World Series Game 5 to clinch the Cardinals 10th World Championship - the first time since 1988 that the WS ended with a strikeout.

GOLD GLOVE-WINNING BATTERYMATES

MLB Batterymate	Team	Year
Jim Kaat & Earl Battey	Twins	1962
Rick Reuschel & Tony Peña	Pirates	1985
Bret Saberhagen & Bob Boone	Royals	1989
Kenny Rogers & Iván Rodríguez	Rangers	2000
Kenny Rogers & Iván Rodríguez	Tigers	2006
Adam Wainwright & Yadier Molina	Cardinals	2009
Adam Wainwright & Yadier Molina	Cardinals	2013

1,000 CAREER INNINGS AT A STADIUM

All-Time Cardinals	MLB Stadium	Innings
Jesse Haines	Sportsman's Park	1,554.0
Bob Forsch	Busch Stadium II	1,402.1
Adam Wainwright	Busch Stadium III	1,386.1
Bob Gibson	Busch Stadium II	1,182.0
Bill Sherdel	Sportsman's Park	1,100.1
Active MLB Pitcher	MLB Stadium	Innings
Adam Wainwright	Busch Stadium III	1,386.1
Clayton Kershaw	Dodger Stadium	1,351.2
Justin Verlander	Comerica Park	1,249.2

MLB STADIUM GAMES & STARTS LEADERS

Stadium	Pitcher	G	GS
Atl-Fulton Cty Std	Phil Niekro	342	292
Sportsman's Park	Jesse Haines	269	186
Baker Bowl	Pete Alexander	197	162
Bennett Park	George Mullin	193	173
Busch Stadium II	Bob Forsch	233	207
Busch Stadium III	Adam Wainwright	235	204
Columbia Park	Eddie Plank	151	141
Comerica Park	Justin Verlander	189	189
Comiskey Park	Red Faber	242	136
Connie Mack Std	Robin Roberts	271	237
Ebbets Field	Dazzy Vance	196	172
Exhibition Stadium	Jim Clancy	171	170
Griffith Stadium	Walter Johnson	334	280
Huntington Grounds	Cy Young	153	137
LA Memorial Col.	Don Drysdale	89	70
Memorial Stadium	Jim Palmer	276	259
Metropolitan Std	Jim Kaat	243	222
Milwaukee County	Warren Spahn	229	204
Polo Grounds	Carl Hubbell	266	225
Robison Field	Bob Harmon	80	65
T-Mobile Park	Felix Hernandez	208	208
West Side Grounds	Three Finger Brown	171	116

2022

NL Ranks: Innings Pitched (191.2, 8th), Starts (32, T3rd), Complete Games (1, T3rd), Batters Faced (803, 5th), Pitches/Game (97.9, 4th), Total Pitches (3,133, 4th), Run Support (120, 2nd), Run Support Avg. (5.63, 2nd), HR/9 IP (0.75, 8th), % of pitches taken (56.6, *1st), % pitches put in play (19.1, 5th), % swings put in play (44.0, *1st), pitches taken (1,772, *1st), pitches put in play (599, 4th)

- Led Major League Baseball in called strikes (662), percentage of total pitches called for strikes (21.1), pitches taken (1,772), and percentage of total pitches taken by opposing hitters (56.6). Ranked 4th in MLB in strikeouts looking (62).
- His 32 starts and 143 strikeouts were franchise records for Cardinals in their age 40 season or older. Adam's 191.2 innings pitched ranked 3rd behind Alexander's 243.2 at age 41 and 268.0 at age 40.
- Threw his curveball 959 times (30.6% of 3,133 total pitches), 2nd-most in MLB to Atlanta's Charlie Morton (1,103, 38.0%).
- Recorded 17 starts of tossing 100 or more pitches, most on the Cardinals and 4th among MLB pitchers. Went 2-7 with a 3.59 ERA in those starts.
- Made 32 starts (including six after turning age 41), marking his 10th season of 30 or more starts.
- Logged his 10th season with 125 or more strikeouts, 2nd all-time in Cardinals history behind Bob Gibson (14).
- He and Yadier Molina finished with 328 career regular season starts as batterymates together. The iconic duo set a new MLB career record on Sept. 14 by passing the 324 career starts mark set by Mickey Lolich and Bill Freehan of the Detroit Tigers (1963-75).
- Went 7-4 with a 2.98 ERA (111.2 IP/37 ER) in 18 home starts, ranking 14th in the NL in home ERA & T10th in wins.
- Was one of just 10 MLB pitchers and two Cardinals (Mikolas) with a perfect 1.000 fielding percentage (34 total chances).
- Made his 6th career Opening Day start on 4/7 vs. Pittsburgh, and was credited with the 9-0 win. It was his team-record 7th career Home Opener start, passing Bob Gibson (6).
- Held the Marlins to one run over 5.2 innings on 4/19 for his 186th career win. Teamed with Yadier Molina for the duo's 307th career game started as batterymates passing Red Faber & Ray Schalk of the White Sox for 3rd all-time.
- Ranked T-4th in NL in ERA (1.69) & T7th with 3 wins in May.
- Pulled off rare feat in his 5/4 start at KC, allowing no runs, one hit, and one walk over 7.0 IP, joining Cy Young & Randy Johnson as the only pitchers age 39+ with two starts that had that line of 7.0+ IP, 0 R, 1 BB, 1 H. Also accomplished feat on 5/23/21 vs. the Cubs at Busch Stadium.
- Was on Injured List from 5/6-5/14 (COVID-19).
- Returned on 5/15 vs. SF and threw 6.0 innings allowing just two runs on a Joc Pederson two-run home run on Sunday Night Baseball. Earned his 203rd career win with batterymate Yadier Molina, breaking the previous record set by Warren Spahn and Del Crandell of the Boston/Milwaukee Braves (202).

ALL-TIME SINGLE-STADIUM LEADERS

MLB Rank	Stadium	Starts	
1.	Phil Niekro	Atlanta-Fulton Cty Std.	292
2.	Walter Johnson	Griffith Stadium	280
3.	Don Sutton	Dodger Stadium	270
4.	Jim Palmer	Memorial Stadium	259
5.	Red Faber	Comiskey Park	242
	Bob Friend	Forbes Field	242
	Steve Carlton	Veterans Stadium	242
8.	Mickey Lolich	Tiger Stadium	238
9.	Robin Roberts	Connie Mack Std	237
10.	Ted Lyons	Comiskey Park	234
11.	Whitey Ford	Original Yankee Std	232
12.	Carl Hubbell	Polo Grounds	225
13.	Jim Kaat	Metropolitan Std	222
14.	Juan Marichal	Candlestick Park	219
15.	Tim Wakefield	Fenway Park	216
16.	Felix Hernandez	T-Mobile Park	211
17.	Jack Morris	Tiger Stadium	210
18.	Bob Forsch	Busch Stadium II	207
19.	Red Ruffing	Original Yankee Std.	205
20.	Adam Wainwright	Busch Stadium III	204
	Warren Spahn	Milwaukee Cty. Std.	204
	Clayton Kershaw	Dodger Stadium	204

MLB Rank	Stadium	Wins	
1.	Walter Johnson	Griffith Stadium	200
2.	Christy Mathewson	Polo Grounds	140
3.	Red Faber	Comiskey Park	139
4.	Steve Carlton	Veterans Stadium	138
5.	Jim Palmer	Memorial Stadium	134
6.	Carl Hubbell	Polo Grounds	133
7.	Ted Lyons	Comiskey Park	131
8.	Phil Niekro	Atlanta-Fulton County Std.	130
9.	Red Ruffing	Yankee Stadium	126
	Robin Roberts	Shibe/Connie Mack Std.	126
	Don Sutton	Dodger Stadium	126
12.	Warren Spahn	Milwaukee County Std.	124
13.	Juan Marichal	Candlestick Park	122
14.	Whitey Ford	Original Yankee Stadium	120
	Lefty Grove	Shibe Park	120
16.	Pete Alexander	Baker Bowl	117
	Hooks Dauss	Tiger Stadium	117
18.	Charlie Root	Wrigley Field	115
19.	Mickey Lolich	Tiger Stadium	114
20.	Lefty Gomez	Yankee Stadium	112
21.	Wilbur Cooper	Forbes Field	107
22.	Adam Wainwright	Busch Stadium III	106
	Dazzy Vance	Ebbets Field	106

MLB Rank	Stadium	Strikeouts	
1.	Steve Carlton	Veterans Stadium	1,615
2.	Mickey Lolich	Tiger Stadium	1,536
3.	Clayton Kershaw	Dodger Stadium	1,534
4.	Walter Johnson	Griffith Stadium	1,516
5.	Don Sutton	Dodger Stadium	1,498
6.	Nolan Ryan	Angel Stadium	1,446
7.	Phil Niekro	Atlanta-Fulton Cty Std.	1,442
8.	Roger Clemens	Fenway Park	1,398
9.	Tom Seaver	Shea Stadium	1,370
10.	Felix Hernandez	Safeco Field	1,348
11.	Chuck Finley	Angel Stadium	1,236
12.	Dazzy Vance	Ebbets Field	1,201
13.	Randy Johnson	Kingdome	1,192
14.	Jim Palmer	Memorial Stadium	1,191
15.	Adam Wainwright	Busch Stadium III	1,175



- Blanked the Padres over 7.0 IP on 5/31 in 3-2 win in 10 innings at Busch Stadium. Recorded 13th career 10+ strikeout game, tying Steve Carlton for 3rd in Cards history, while his 10 strikeouts were most by a Cardinal pitcher age 40+ in franchise history. Was the first MLB starter age 40+ to throw 7.0+ innings with 10+ strikeouts and 0 ER since Atlanta's John Smoltz (7/18/07 vs. Cincinnati with Atlanta).
- Allowed two runs over 7.0 innings in the Cardinals come-from-behind 5-3 win in 11 innings over the Cubs at Wrigley Field on ESPN Sunday Night Baseball on 6/5. It was only the 2nd time in his career with 7.0 innings and no strikeouts (6/18/07 vs. KC). Teamed with Genesis Cabrera (4.0 IP), marking the first time since 5/7/86 that just two Cards pitchers combined for 11.0 IP (John Tudor and Todd Worrell).
- Moved ahead of Bill Sherdel (2,450.2) for 4th all-time in innings pitched in franchise history in his start on 6/17 at Boston.
- Posted his 190th career win on 6/27, working 7.0 scoreless IP in a 9-0 win vs. Miami. Teamed with rookie Ivan Herrera as batterymates, as Herrera became the 17th different and youngest player to catch Wainwright in his career.
- Threw his 28th career complete game in his 7/8 start vs. Philadelphia. Allowed two solo home runs to Alec Bohm in the 2-0 loss.
- Held the Blue Jays to one run while not issuing a walk and striking out eight over 7.0 frames in the Cardinals 6-1 win at the Rogers Centre on 7/27. Was Waino's 41st career start of 7.0+ IP and 0 BB (most in Cards history), and 25th career ballpark to earn a winning decision.
- Carried a no-hitter thru the first 6.2 innings of his 8/13 start vs. Milwaukee before allowing Andrew McCutchen single.
- Scattered three singles over 7.0 shutout frames in a 13-0 win over the Rockies on 8/18. Lowered his career ERA vs. Colorado to 1.38, 2nd-best vs. any single opponent among pitchers with 12 or more starts since Divisional play began in 1969, trailing only Mel Stottlemyre vs. California Angels (1.22 ERA in 13 starts).
- Yielded two runs over 6.2 innings in the Cards come-from-behind 6-3 win over the Braves on ESPN Sunday Night Baseball on 8/28. Made his 200th career start at Busch Stadium III, becoming the 24th pitcher all-time to do so at a single venue. Was mic'd up during his pre-game warm-up routine while speaking to ESPN's David Cone for approximately 15 minutes.
- Was 2-1 with a 2.50 ERA and 31 strikeouts in August. Shared the MLB lead in starts (6) and ranked 2nd in innings pitched (39.2) Five of six starts came at home.

2022 POSTSEASON: Marked the 10th postseason of his career, but did not appear in the Wild Card Series loss to Philadelphia at Busch Stadium.

CAREER MILESTONES

Major League Debut

September 11, 2005 vs. New York Mets
(only career appearance at Busch Stadium II)

First Major League Strikeout

April 3, 2006 at Philadelphia
(8th inning, David Dellucci, looking)

First Major League Win

May 9, 2006 vs. Colorado

First Major League Save

May 19, 2006 at Kansas City

First Major League Start

April 6, 2007 at Houston

1,000th Major League Strikeout

June 13, 2013 at New York Mets
(1st inning, David Wright, looking)

100th Major League Win

March 31, 2014 at Cincinnati

1,500th Major League Strikeout

April 16, 2017 at New York Yankees
(1st inning, Jacoby Ellsbury, swinging)

150th Major League Win

April 24, 2019 vs. Milwaukee

2,000th Major League Inning Pitched

June 9, 2019 at Chicago Cubs

175th Major League Win

July 27, 2021 at Cleveland

2,000th Major League Strikeout

September 23, 2021 at Milwaukee
(4th inning, Luis Urías, swinging)

2,500th Major League Inning Pitched

August 2, 2022 vs. Chicago Cubs

Hitting

First Major League Hit / Home Run

May 24, 2006 at San Francisco
(Noah Lowry, 5th inning, solo)

AWARDS & HONORS

World Series Championship

2006: St. Louis

2011: St. Louis (DNP)

National League All-Star

2010: St. Louis

2013: St. Louis (DNP)

2014: St. Louis (starter)

Roberto Clemente Humanitarian Award

2020: St. Louis

Louisville Silver Slugger - Pitcher

2017: St. Louis

Rawlings National League

Gold Glove - Pitcher

2009: St. Louis

2013: St. Louis

National League Pitcher of the Month

2013: St. Louis - June

2014: St. Louis - September

2021: St. Louis - August

National League Pitcher of the Week

2014: St. Louis - May 19-25

MLBPA Players Choice Outstanding Pitcher

2009: St. Louis

Hutch Award

2015: St. Louis

St. Louis BBWAA Darryl Kile Award

2008

St. Louis BBWAA

Dr. Robert F. Hyland / Rick Hummel

Meritorious Service to Sports

2022 (w/ Yadier Molina)

St. Louis BBWAA J.G. Taylor Spink

Baseball Man of the Year

2010 (w/ Albert Pujols)

2013 (w/ Matt Carpenter and Yadier Molina)

2014

BACKGROUND/PERSONAL

- He and his wife, Jenny, reside in St. Simons Island, Ga., with their four daughters, Baylie Grace (9/10/06), Morgan Addison (10/22/08), Macy James (11/11/11) and Sadee Faith (12/28/15) and son, Caleb Adam (2/8/19), who was legally adopted on 4/25/19.
- Graduated in 2000 from Glynn Academy in Brunswick, Ga.
- Named the 2000 Gatorade Player of the Year in Georgia, when he was also an All-State selection in football.
- As a football player, was named All-State as a place kicker and All-Region as a wide receiver in 1999.
- Signed a college letter of intent to play baseball at Georgia Tech University.
- Originally selected by Atlanta in the first round (29th overall) in the June, 2000 First-Year Player Draft, as compensation for pitcher and future teammate Russ Springer signing with the Diamondbacks in the offseason.
- Voted by his teammates as recipient of the 2008 Darryl Kile award.
- Signed the largest contract for a pitcher in franchise history on March 28, 2013, when he inked a five-year deal that carried him through the 2018 season.
- Signed one-year free agent deals for the 2019, 2020, 2021, 2022, and 2023 seasons.
- Made a promise to his family that they would get a dog after he retires.
- Appeared in the 2016 film "Proximity," which he filmed in the St. Louis area in 2015 while recovering from injury.
- During 2017 Spring Training, arranged for Ryan Sherriff to drive a Nissan Altima rental car, all expenses paid, so his teammate would no longer walk to and from the complex.
- Hobbies include gardening, golfing, fishing, playing guitar, and fantasy football.
- Fan of the Georgia Bulldogs and St. Louis Blues.
- Learned to throw a curveball before the age of 10, from his older brother, Trey.
- Enjoys documenting MLB stadiums and visiting cities across the league in his "Day After Pitching Old Man Walks."
- During the 2022 offseason, recorded an upcoming music album with a seven-person band over a three-day period in Muscle Shoals, Alabama. Has been writing songs over the previous two years.

Broadcasting

- Made his national TV broadcasting debut during the 2020 NLDS between the Miami Marlins and Atlanta Braves on Fox Sports 1 with Adam Amin and A.J. Pierzynski.
- Joined Amin and Pierzynski again in 2021 for the ALDS between the Chicago White Sox and Houston Astros.



Philanthropic Efforts

- 2020 Roberto Clemente Humanitarian Award winner and four-time Cardinals nominee (2015-17, 2019), recognizing a player from each MLB club who best represents the game of Baseball through extraordinary character, community involvement, philanthropy and positive contributions, both on and off the field.
- Through his charity, Big League Impact, Adam currently works with over two dozen players to bring their charitable aspirations to life.
- At the end of 2020, approximately \$5.8 million was raised by 150 players to benefit 60 charities.
- He and his older brother Trey formed Waino's World, Inc. in 2013, a non-profit fantasy football charity league in which more than \$110,000 was raised for St. Louis area food bank Operation Food Search and international clean water engineering organization Water Mission.
- In 2014, the charity was renamed Big League Impact, which is a 501 (c)(3) nonprofit organization whose mission is to save lives, restore dignity and instill hope in our local communities and around the globe.
- In 2014, six Fantasy Football leagues were launched by Wainwright, David Wright, Max Scherzer, Freddie Freeman, Justin Masterson and Skip Schumaker, collectively raising more than \$450,000 to benefit 20 non-profit organizations.
- Expanded to eight cities in 2015, raising over \$500,000 and passed the \$1,000,000 mark in total funds raised.
- Big League Impact and its community of professional athletes, actors, musicians, and other public figures have raised over \$3,000,000 for charitable causes and foundations through events ranging from annual Fantasy Football Leagues to karaoke sing-offs, March Madness Brackets, Digital Fantasy Contests, Dave & Buster's game nights, and donations from local philanthropists.
- On mission trips to Ethiopia, Haiti and Honduras, Adam identified a need for water and invested to provide sustainable aid.
- Constructed Haiti's Ferrier Village Secondary School, which opened for the 2019-2020 school year. Also partnered with Water Mission to build a clean water system for the community.
- In Honduras, Big League Impact funded the construction of a clean water system servicing over 15,000 people.
- His trip to Ethiopia led to the purchase of an 11-acre plot that is now the site of a clinic and a dairy and crop farm.
- Partnered with Crisis Aid International to feed children in Africa who would have died of starvation. When he learned the organization cared for sex trafficking victims, Big League Impact provided aid to give victims a new opportunity.
- BLI and Food for the Hungry created Striking out Poverty to meet the needs of underserved communities. Global Ambassador Roberto Clemente Jr. works with BLI to provide aid across the Dominican Republic. In 2018, 11 players raised over \$218,000 to fund baseball fields, water systems, farms and food programs.

AWARDS & HONORS *(continued)*

St. Louis BBWAA Stockton/Broeg Outstanding Achievement in Baseball

2007

2009 (w/ R. Howard, C. Carpenter, R. Franklin, Y. Molina, M. Buehrle, Holliday, & C. Maloney)
2016 (w/ S. Piscotty, M. Carpenter, J. Gyorko & Y. Molina)

St. Louis BBWAA Herman/Ostermeier Cardinals Rookie of the Year

2006

St. Louis BBWAA Bob Bauman Physical Comeback

2012

2015 (with Jaime García)

Pacific Coast League Pitcher of the Week

2005: Memphis (AAA) - August 29-Sept. 4

All-Star Futures Game Selection

2002: Myrtle Beach (High-A Braves)

Gulf Coast League Pitcher of the Week

2000: Gulf Coast Braves (R) - July 17-23

- In 2017, launched the Striking Out Poverty initiative with Food for the Hungry, the first March Madness Bracket Challenge, and a karaoke event that raised nearly \$50,000.
- In 2018, Big League Impact oversaw 25 player-led initiatives that cleared the \$3,000,000 mark of total raised, and inked an official partnership with Yahoo Fantasy Sports—becoming its official charitable partner.
- BLI also hosted its first three Dave & Buster's game nights in Minneapolis, St. Louis, and Seattle, bringing out dozens of Big Leaguers who competed with fans while playing video game, skee-ball, and pop-a-shot basketball tournaments.
- In 2019, created the ALL WIN fundraising campaign to provide healthy meals across the St. Louis region. Funds generated by teammates and fans allowed Crisis Aid to feed 200 families for a year in South St. Louis as well as help Operation Food Search create a rural meals program.
- In 2019, Adam and country musician Garth Brooks established a partnership between their foundations on the Home Plate Program, to provide meals for children across all MLB Club markets.



JORDAN WALKER

67

HT: 6-6 WT: 245 B/T: R/R BIRTH DATE: 5/22/2002 ML SERVICE: 0.000

FULL NAME: Jordan Alexander Walker

BORN: Stone Mountain, Georgia

OPENING DAY AGE: 20 (Turns 21 on May 22)

BECAME A CARDINAL: Selected in the first round (21st overall) of the June, 2020 First-Year Player Draft

CONTRACT STATUS: Signed through 2023

OUTFIELDER (NON-ROSTER) 

COMPLETE RECORD

Year	Team	AVG	G	AB	R	H	2B	3B	HR	RBI	SH	SF	HBP	BB	IBB	SO	SB	CS	GDP	SLG	OBP	E
2020																						
DID NOT PLAY - ALTERNATE TRAINING SITE ONLY																						
2021	Palm Beach	.374	27	99	24	37	11	1	6	21	0	2	3	18	0	21	1	0	1	.687	.475	6
	Peoria	.292	55	226	39	66	14	3	8	27	0	0	3	15	1	66	13	2	2	.487	.344	16
2022	Springfield	.306	119	461	*100	141	31	3	19	68	0	8	9	58	1	116	22	5	10	.510	.388	19
MINOR TOTALS		.310	201	786	163	244	56	7	33	116	0	10	15	91	2	203	36	7	13	.525	.388	41

* Led League

CAREER NOTES

- Two-time Cardinals Minor League Co-Player of the year: 2022 with Moisés Gómez and 2021 with Juan Yepez.
- Enters the 2023 season rated as the No. 4 overall prospect across Major League Baseball by *Baseball America*.
- Is the highest-rated position player in the Cardinals organization since Oscar Taveras (No. 1 in 2014).
- Previously listed as the No. 24 overall prospect and tops at third base in 2022.
- Also rated as the Cardinals top prospect by *Baseball America* for the second straight year (2021-22).
- Rated as having the "Best Outfield Arm" in the Cardinals organization entering 2023, and was recognized as the "Best Power Hitter" in 2022.
- Led the 2022 Texas League and established a new Springfield (AA) single-season record with 100 runs scored, most by a Cardinals minor leaguer since Pablo Ozuna (122) and Stubby Clapp (113) in 1998.
- Made defensive transition to the outfield during the second half of the 2022 season. Threw out 10 runners while logging a .984 fielding percentage in the final 31 games. Appeared in 25 games in right field, four games in center field, and two games in left field.
- Of his 244 career hits since 2021, 89 have gone for extra bases (36.5%), including 33 home runs.
- Invited to Major League Spring Training for the second consecutive year (2022-23), with each season entering as the youngest player in camp (19 in 2022 and 20 in 2023).
- Played the 2022 campaign at 19 years old, making him the youngest player in the Texas League and one of only two teenagers on an Opening Day Double-A roster (18-year-old RHP Eury Perez).
- Frequently hits pitches with exit velocities over 100 MPH, as calculated by TrackMan Systems. Peaked at 116 MPH in 2021, a threshold reached by only 17 players in MLB.
- Was one of four top MLB prospects (Jack Leiter, Grayson Rodriguez, and Anthony Volpe) to participate in the Minor League Baseball's 2022 "Road to the Show Ambassadors series," giving fans a behind-the-scenes look at top prospects on and off the field during the season.
- Featured on the cover of *Baseball America's* 2022 National League Central prospect issue with the headline "Heir Jordan".
- Homered on the first pitch of his professional career, as a member of Palm Beach (A) off Christian Roa of the Daytona Tortugas on 5/4/21 at Roger Dean Chevrolet Stadium.



2022

- Hit .306/.388/.510 (141-461) with an .898 OPS in 119 games with Springfield (AA), setting career highs in hits (141), doubles (31), home runs (19), RBI (68), total bases (235), runs scored (100), walks (58), and stolen bases (22).
- Ranked among Cardinals minor league leaders in batting (3rd), hits (2nd), run scored (1st), on base pct. (9th), slugging pct. (7th), OPS (7th), total bases (2nd), games played (119, 5th), stolen bases (T-5th), and walks (5th).
- With 19 home runs and 22 stolen bases, finished one homer shy of authoring Springfield's first 20 HR/20 SB season in team history.
- Led the Texas League and established a new Springfield (AA) single-season record with 100 runs scored.
- Was one of 18 minor leaguers to score 100 or more runs. His runs scored were most by a Cardinals minor leaguer since Pablo Ozuna (122) and Stubby Clapp (113) in 1998.
- Was one of only eight players across minor league baseball to hit 31+ doubles, 19+ homers, and steal 22+ bases.
- Was invited to 2022 Major League Spring Training, and was the youngest player in camp at 19 years old.
- At just 19 years old, opened the campaign as the youngest player in the Texas League and was one of only two teenagers on an Opening Day Double-A roster (18-year-old RHP Eury Perez).
- Batted cleanup and started at third base for the National League in the SiriusXM All-Star Futures Game at Dodger Stadium, going 0-for-2.
- Hit .300 or higher in every month excluding July (.290), when he took a hiatus for the Futures Game.
- Scored his league-leading 100th run on his 19th homer on the final day of the regular season (9/18).
- Compiled 10 assists (and two double plays) across just 29 games in right and center field.
- Batted .286/.367/.558 (22-77) with five homers, six doubles, 13 RBI, and a .925 OPS in 19 games for the Salt River Rafters in the Arizona Fall League.
- Was the 11th-youngest player in the prospect-leaden circuit.
- Earned a selection to the Fall Stars Game and was one of three outfielders named to the All-Arizona Fall League Team.
- Uncorked a 99.5 mph throw while playing right field in the Arizona Fall League, which was the fastest by any Cardinals outfielder since Statcast began tracking in 2015.

BACKGROUND/PERSONAL

- His mother, Katrina, is co-chair of the English department at Decatur (Ga.) High School where Jordan earned a 3.98 GPA and membership in the National Honor Society.
- His mother, graduated cum laude from Harvard with a degree in East Asian studies. She also earned her master's degree in business economics at Washington University in St. Louis in 1995 and her master's in teaching at Emory University in Atlanta.
- His father, Derek, graduated from MIT.
- Batted .519 with 17 HR and 43 RBI as a junior in high school in 2019 and .457 with 4 HR and a 1.555 OPS during a 16-game COVID-19 shortened season in 2020.
- Named 2019 & 2020 Georgia Gatorade High School Player of the Year.
- 2019 Georgia Region 6-A Offensive Player of the Year.
- 2019 DeKalb County Player of the Year.

AWARDS & HONORS

Cardinals Minor League Co-Player of the Year

2022: Springfield (AA)

2021: Palm Beach (A) & Peoria (High-A)

Arizona Fall League Rising Star

2022: Salt River Rafters

All-Arizona Fall League Team - OF

2022: Salt River Rafters

SiriusXM All-Star Futures Game

2022: National League

Minor League Baseball

Top MLB Prospect - Texas League

2022: Springfield (AA)

Texas League Post-Season All-Star

2022: Springfield (AA)

Baseball America Cardinals Minor League Player Of The Year

2022: Springfield

Baseball America Best Batting Prospect - Texas League

2022: Springfield (AA)

MiLB.com Organization All-Star - Third Base

2021: Palm Beach (A) & Peoria (High-A)

Cardinals Minor League Player of the Month

2021: Palm Beach (A) - June

Low-A Southeast Player of the Week

2021: Palm Beach (A) - June 14-20

2021: Palm Beach (A) - May 10-16

Gatorade Player of the Year - Georgia

2020: Decatur (GA) High School

2019: Decatur (GA) High School

- Signed letter of intent to play college baseball at Duke University.
- Hobbies include playing basketball and video games.
- Played piano for 10-11 years while growing up.
- Considers the number 2 as his lucky number. Was born on May 22, 2002 in Room 202 at 2:02 pm in Atlanta, Ga.
- Is a product of MLB/USA Baseball's invite-only annual diversity development pipeline program, notably the 2019 Breakthrough Series, 2019 DREAM Series, and 2019 High School Home Run Derby. Was one of 80 High School players chosen.
- Named Player of the Game at the 2019 MLB High School All-Star Game at Progressive Field in Cleveland.
- Resides in Stone Mountain, Georgia.



JAKE WALSH

61

HT: 6-2 WT: 220 B/T: R/R BIRTH DATE: 7/20/1995 ML SERVICE: 0.013

FULL NAME: Jacob Dalton Walsh

BORN: Indialantic, Florida

OPENING DAY AGE: 27 (Turns 28 on July 20)

BECAME A CARDINAL: Selected in the 16th round (484th overall) of the June, 2017 First-Year Player Draft.

CONTRACT STATUS: Signed through 2023

MLB DEBUT: May 11, 2022 vs. Baltimore

PITCHER

COMPLETE RECORD

Year	Team	W-L	ERA	G	GS	CG	GF	SHO	SV	IP	H	R	ER	HR	HBP	BB	IBB	SO	WP	BK	BA
2017	Johnson City	5-0	0.95	16	0	0	3	0	0	28.1	12	8	3	1	0	10	0	39	2	0	.126
2018	Palm Beach	7-4	2.24	17	16	1	1	0	0	96.1	81	32	24	7	5	21	1	69	3	0	.227
	Peoria	2-1	3.12	8	8	0	0	0	0	43.1	30	15	15	4	1	15	0	47	1	0	.192
2019	GCL Cardinals	0-0	10.80	2	1	0	0	0	0	1.2	2	2	2	0	0	1	0	4	0	0	.286
2020		DID NOT PITCH -- NO MiLB SEASON																			
2021	Memphis	0-1	9.00	4	0	0	3	0	1	4.0	2	4	4	2	1	3	0	9	0	0	.143
	Springfield	2-1	1.50	13	0	0	10	0	0	18.0	11	3	3	0	0	5	1	25	1	0	.169
2022	Memphis	1-0	1.17	13	0	0	9	0	6	15.1	11	3	2	1	0	7	1	22	1	0	.196
	ST. LOUIS	0-1	13.50	3	0	0	1	0	0	2.2	3	4	4	0	1	2	0	5	0	0	.250
MINOR TOTALS		17-7	2.30	73	25	1	26	0	7	207.0	149	67	53	15	7	62	3	215	8	0	.199
MAJOR TOTALS		0-1	13.50	3	0	0	1	0	0	2.2	3	4	4	0	1	2	0	5	0	0	.250

REGULAR SEASON FIELDING RECORD

Position	PCT	G	PO	A	E	TC	DP
Pitcher	---	3	0	0	0	0	0

CAREER NOTES

- Made his Major League debut on May 11, 2022, and became the 6th Cardinals reliever all-time, and the first since Shelby Miller in 2012, to strike out four or more batters in 2.0 innings or fewer in a Major League debut.
- Is the only pitcher in Cardinals franchise history to make their debut vs. Baltimore, and joining Kramer Robertson (May 10) as the only two Cardinals to debut vs. the Orioles.
- Enters the 2023 season rated as the No. 24 prospect in the Cardinals organization by *Baseball America*.
- Has pitched primarily as a relief pitcher since the conclusion of 2019 after making 25 starts between 2018-19.
- Has career marks of 8-5 with a 2.59 ERA in 25 career starts (135.1 IP) and is 9-2 with a 1.76 ERA in 48 career relief appearances (71.2 IP) with seven saves.
- Pitched for Glendale in the 2021 Arizona Fall League and led the circuit with four saves.
- Took the loss in his lone 2018 Florida State League playoff start, striking out seven over 5.0 innings allowing three runs.

AWARDS & HONORS

Cardinals Minor League Pitcher of the Month

2021: Springfield (AA) - May
2018: Palm Beach (High-A) - August

CAREER MILESTONES

Major League Debut

May 11, 2022 vs. Baltimore

First Major League Strikeout

May 11, 2022 vs. Baltimore
(8th inning, Chris Owings, looking)



2022

- Was called up from Memphis (AAA) on May 11 and made his Major League debut vs. the Orioles at Busch Stadium, closing out a 10-1 win with four strikeouts over 2.0 innings pitched.
- Became the 6th Cardinals reliever all-time, and the first since Shelby Miller in 2012, to strike out four or more batters in 2.0 innings or less in a Major League debut.
- Is the only pitcher in Cardinals franchise history to make their debut vs. Baltimore. Joined Kramer Robertson (May 10) as the only two Cardinals all-time to debut vs. the Orioles.
- Stranded two inherited runners in his second outing, retiring two consecutive batters following a walk to load the bases vs. SF (5/13).
- Suffered his first loss at New York Mets (5/18) allowing four runs on two hits with a walk and a hit batter in an 11-4 loss.
- Optioned back to Memphis on May 21, was recalled on June 5, and optioned again June 7 without making a Major League appearance.
- Appeared in a game for one out on June 8 vs. Durham (AAA-Rays) before being removed from the game. Was placed on the Minor League 7-day Injured List on June 10 with a right elbow sprain and missed the rest of the season.
- Appeared in 13 games overall at Memphis with a perfect mark of six saves in six opportunities.
- Struck out 22 batters over 15.1 innings pitched.
- Posted a positive reverse split in Memphis, holding left-handed batters to a .133 BA (4-30, HR), with right-handed batters hitting .269 (7-26) with one extra-base hit.

2022 SEASON & CAREER HIGHS

Most IP: 2.0, 5/11/22 vs. Baltimore
Most Strikeouts: 4, 5/11/22 vs. Baltimore
Most Walks: 1, twice. Last: 5/18/22 at New York Mets
Most Runs Allowed: 4, 5/18/22 at New York Mets
Most ER Allowed: 4, 5/18/22 at New York Mets
Most Hits Allowed: 2, 5/18/22 at New York Mets
Longest Winning Streak: n/a
Longest Losing Streak: 1 game, 5/18/22-present
Longest Scoreless Streak: 2.2 IP, 5/11-13/22

BACKGROUND/PERSONAL

- Played one season of college baseball at Jacksonville State (AL) University before transferring to Eastern Florida State College in Melbourne, Fla.
- Eventually landed at Florida Southern University, a prominent Division II program that has produced former All-Stars Rob Dibble, John Hudek and Matt Joyce.
- Was 12-1 with a 2.62 ERA in 16 starts at Florida Southern in 2017. Was team co-MVP and finalist for the Brett Tomko Award as Division II Pitcher of the Year.
- Struck out 104 batters over 99.2 innings with five double-digit strikeout games.
- Graduated from Melbourne (Fla.) High School in 2014.
- Resides in Indialantic, Florida.



Jake Walsh make an appearance out of the Cardinals bullpen against the Giants at Busch Stadium, May 13, 2022.



KODI

WHITLEY

38

HT: 6-3 WT: 222 B/T: R/R BIRTH DATE: 2/21/1995 ML SERVICE: 1.157

(KOH-dee WIT-lee)

FULL NAME: Kodi James Whitley

BORN: Clayton, North Carolina

OPENING DAY AGE: 28

BECAME A CARDINAL: Selected in the 27th round (814th overall) of the June, 2017 First-Year Player Draft

CONTRACT STATUS: Signed through 2023

MLB DEBUT: July 26, 2020 vs. Pittsburgh

PITCHER (NON-ROSTER)

COMPLETE RECORD

Year	Team	W-L	ERA	G	GS	CG	GF	SHO	SV	IP	H	R	ER	HR	HBP	BB	IBB	SO	WP	BK	BA
2017	Palm Beach	0-0	0.00	1	0	0	0	0	0	3.0	1	0	0	0	0	1	0	3	0	0	.100
	Cardinals	0-0	1.84	12	0	0	7	0	2	14.2	15	4	3	0	1	3	1	19	2	0	.283
2018	Peoria	4-2	2.51	41	2	0	24	0	9	71.2	67	25	20	2	2	26	0	68	3	0	.248
	Memphis	2-0	1.52	16	0	0	6	0	2	23.2	21	5	4	0	0	4	0	27	1	0	.233
2019	Springfield	1-4	1.83	31	0	0	21	0	7	39.1	31	14	8	3	1	13	2	46	3	0	.208
	Palm Beach	0-0	0.00	3	0	0	0	0	0	4.1	1	0	0	0	0	2	0	5	0	0	.077
2020	ST. LOUIS	0-0	1.93	4	0	0	1	0	0	4.2	2	1	1	1	0	1	0	5	0	0	.125
2021	Memphis	3-0	1.69	12	0	0	9	0	3	16.0	11	4	3	1	1	7	0	21	0	0	.193
	Springfield#	1-2	13.50	6	1	0	1	0	0	4.2	5	8	7	1	0	3	0	8	0	0	.278
	ST. LOUIS	0-0	2.49	25	0	0	6	0	0	25.1	15	8	7	1	0	12	0	27	1	1	.172
2022	Memphis	1-0	3.86	30	0	0	17	0	3	32.2	33	16	14	8	0	16	0	32	1	0	.254
	ST. LOUIS	2-0	5.68	14	0	0	5	0	0	12.2	11	8	8	2	2	9	0	12	0	0	.234
MINOR TOTALS		12-8	2.53	152	3	0	85	0	26	210.0	185	76	59	15	5	75	3	229	10	0	.234
MAJOR TOTALS		2-0	3.38	43	0	0	12	0	0	42.2	28	17	16	4	2	22	0	44	1	1	.187

Injury Rehabilitation Assignment

Note: Major League Uniform Numbers Worn: 38 (2020-present)

WILD CARD RECORD

Year	Team	W-L	ERA	G	GS	CG	GF	SHO	SV	IP	H	R	ER	HR	HBP	BB	IBB	SO	WP	BK	BA
2020	STL at SD	0-0	27.00	1	0	0	0	0	0	0.1	1	1	1	1	0	0	0	0	0	0	.500
2021	STL at LAD	DID NOT PLAY -- ON POSTSEASON ROSTER																			
W.C. TOTALS		0-0	27.00	1	0	0	0	0	0	0.1	1	1	1	1	0	0	0	0	0	0	.500

REGULAR SEASON FIELDING RECORD

Position	PCT	G	PO	A	E	TC	DP
Pitcher	1.000	43	5	4	0	9	0



CAREER TRANSACTIONS

- Selected by St. Louis Cardinals in the 27th round (814th overall) of the June, 2017 First-Year Player Draft.
- On St. Louis Cardinals injured list, August 4 - September 21, 2020.
- On St. Louis Cardinals injured list (back spasms), May 30 - July 10, 2021; included injury rehabilitation assignment to Springfield (AA).

CAREER NOTES

- Had a 21.0-inning scoreless streak from May 24, 2021 through April 26, 2022, ranking T6th among National League relievers from 2021-22.
- Appeared on the Cardinals postseason roster in 2020 and 2021 and pitched in Game 2 of the 2020 Wild Card Series at San Diego. Was one of five former Division II collegiate baseball players on 2021 MLB postseason rosters including teammate RHP Miles Mikolas, OF Chas McCormick (HOU), LHP Alex Vesia (LAD) and INF Joey Wendle (TB).
- Missed 48 days on the Injured List in 2020 (8/4-9/21) and 38 games on the Injured List in 2021 (5/30-7/10) with back spasms. Was on the Triple-A Memphis injured list in 2022 (7/4-8/3).
- Has allowed just two extra base hits (both doubles) when opposing batters are facing two-strike counts (9-85, .106) through his career. Ranked 15th among all pitchers in opposing slugging pct. (.129) on two-strike counts (min. 55 plate appearances) from 2020-21.
- Did not allow a hit in High Leverage situations in 2021, striking out seven of 14 total batters faced (0-for-11, 2 BB).
- *Baseball America* rated him as having "Best Control" in the Cardinals organization entering the 2021 season.
- 2019 Arizona Fall League saves leader (4) pitching for Glendale over nine appearances. Posted an 0-1 record and 1.65 ERA striking out 13 over 11.0 innings, with at least one strikeout in each game.
- Led all Cardinals minor league pitchers with 18 saves over the 2018-19 seasons.
- Struck out a career-high seven batters over 2.2 innings vs. Tulsa (5/30/19).
- Made three postseason appearances in the 2018 Midwest League playoffs and was 1-0 with 5.0 scoreless innings in three appearances, locking down 2-of-3 save opportunities.

CAREER MILESTONES

Major League Debut
July 26, 2020 vs. Pittsburgh

First Major League Win
April 9, 2022 vs. Pittsburgh

First Major League Strikeout
July 26, 2020 vs. Pittsburgh
(7th inning, Adam Frazier, swinging)

LONGEST SCORELESS STREAKS AMONG N.L. RELIEVERS (2021-22)

MLB Rank	Team	IP	Dates
1.	Josh Hader Brewers	38.0	8/1/21-6/5/22
2.	Devin Williams Brewers	28.2	5/13/22-7/30/22
3.	Luis García Cardinals	25.1	7/28/21-9/17/21
4.	Andrew Chafin Cubs	24.1	5/8/21-7/21/21
5.	José Álvarez Giants	22.0	7/10/21-9/4/21
6.	Kodi Whitley Cardinals	21.0	5/24/21-4/26/22
	Edwin Díaz Mets	21.0	6/22/22-8/17/22

OPPOSING BATTER SLUGGING PCT. ON TWO-STRIKE COUNTS (2020-21)

MLB Rank	Teams	XBH	H-AB	Slug.
1.	Dillon Maples CHI	1	3-65	.062
2.	Ron Marinaccio NYY	2	6-98	.082
3.	Jesus Tinoco COL-TEX	1	3-61	.082
4.	Mark Leiter Jr. CHI	2	11-122	.107
5.	Paul Fry BAL-ARI	4	15-177	.107
6.	Juan Minaya MIN	2	8-91	.110
7.	Dany Jimenez SF-OAK	1	7-72	.111
	Angel Perdomo MIL	1	4-45	.111
9.	Jovani Moran MIN	1	11-107	.112
10.	Paul Campbell MIA	0	6-52	.115
11.	Jimmy Nelson LAD	2	6-67	.119
12.	Alexis Diaz CIN	1	16-142	.120
13.	Edgar Santana ATL	1	8-73	.123
14.	Blake Treinen LAD	2	22-201	.129
15.	Kodi Whitley STL	2	9-85	.129

Minimum 55 Plate Appearances

2022

- Made the Opening Day roster for the second time in his career (also 2020) and had two stints with St. Louis.
- Made his first 11 outings with St. Louis before being optioned to Memphis on May 11.
- Recalled to St. Louis from May 26-June 3 and spent the remainder of the season with Triple-A Memphis.
- Earned his first Major League win in his first appearance of the season on April 9 vs. Pittsburgh, tossing 1.1 scoreless innings with no hits and one walk allowed.
- Held opponents scoreless in each of his first five outings and eight of his first nine through May 5, with eight strikeouts, one walk and three hits allowed in that span.
- Extended his career-high scoreless streak to 21.0 innings to begin the season, which tied for the sixth-longest streak among National League relievers from 2021-22.
- Notched his second career win on May 1 vs. Arizona when he recorded the final out of the seventh inning on six pitches (four strikes), as St. Louis scored four times in the bottom of the inning in a 7-5 victory.
- Spent time on the injured list at Triple-A Memphis from 7/4-8/3.
- Had a 10.2-inning streak without an earned run allowed across his first 10 appearances for Memphis after returning from the injured list on Aug. 3.
- Successfully converted all three of his save opportunities with Memphis and is a perfect 8-for-8 in save chances at the Triple-A level in his career.
- Ranked third on the staff at Memphis with 17 games finished among his 30 appearances.

BACKGROUND/PERSONAL

- Graduated from Cleveland High School in Johnston County, N.C., where he was a High Honors graduate and National Honor Society member. Made All-Conference his sophomore through senior seasons in baseball.
- Played college baseball at Division II University of Mount Olive (N.C.), posting a 15-6 mark with a 3.54 ERA in 33 career appearances.
- Was the 2014 Conference Carolinas Freshman of the Year and an All-First Team Selection.
- Is one of four players in Major League history from Mount Olive joining active LHP Bruce Zimmerman (BAL), and former RHP Carter Capps (SEA, MIA, SD) and C Steve Mintez (SF, ANA)
- Missed his entire junior season and most of his senior season at Mount Olive due to Tommy John surgery.
- Resides in Clayton, North Carolina.

2022 SEASON HIGHS

Most IP: 1.1, 3x. Last: 5/27 vs. Milwaukee
Most Strikeouts: 2, 5x. Last: 5/27 vs. Milwaukee
Most Walks: 4, 5/7 at San Francisco
Most Runs Allowed: 3, 5/7 at San Francisco
Most ER Allowed: 3, 5/7 at San Francisco
Most Hits Allowed: 3, 4/29 vs. Arizona
Most HRs Allowed: 1, twice. Last: 6/1 vs. San Diego
Longest Winning Streak: 2, 4/9-end of season
Longest Losing Streak: n/a
Longest Scoreless Streak: 5.1 IP, 4/9-4/26

CAREER HIGHS

Most IP: 2.0, twice. Last: 9/6/21 at Los Angeles Dodgers
Most Strikeouts: 4, 9/26/21 at Chicago Cubs
Most Walks: 4, 5/7/22 at San Francisco
Most Runs Allowed: 3, 3x. Last: 5/7/22 at San Francisco
Most Earned Runs Allowed: 3, twice. Last: 5/7/22 at San Francisco
Most Hits Allowed: 3, 4/29/22 vs. Arizona
Most HRs Allowed: 1, 4x. Last: 6/1/22 vs. San Diego
Longest Winning Streak: 2, 4/9/22-present
Longest Losing Streak: n/a
Longest Scoreless Streak: 21.0 IP, 5/24/21-4/26/22



MASYN WINN

80

HT: 5-10 WT: 180 B/T: R/R BIRTH DATE: 3/21/2002 ML SERVICE: 0.000

FULL NAME: Masyn Blaze Winn

BORN: Katy, Texas

OPENING DAY AGE: 21

BECAME A CARDINAL: Selected in the 2nd round (54th overall) in the June, 2020 First-Year Player Draft

CONTRACT STATUS: Signed through 2023

INFIELDER (NON-ROSTER)

COMPLETE BATTING RECORD

Year	Team	AVG	G	AB	R	H	2B	3B	HR	RBI	SH	SF	HBP	BB	IBB	SO	SB	CS	GDP	SLG	OBP	E	
2020		DID NOT PLAY - ALTERNATE TRAINING SITE ONLY																					
2021	Palm Beach	.262	61	237	50	62	15	3	3	34	0	4	3	40	0	60	16	2	1	.388	.370	18	
	Peoria	.210	37	148	26	31	4	2	2	10	0	0	0	6	0	40	16	3	1	.304	.240	6	
2022	Peoria	.349	33	129	22	45	11	7	1	15	1	3	1	13	0	29	15	0	0	.566	.404	8	
	Springfield	.258	86	345	69	89	25	1	11	48	2	5	1	50	0	86	28	5	2	.432	.349	6	
MINOR TOTALS		.264	217	859	167	227	55	13	17	107	3	12	5	109	0	215	75	10	4	.418	.346	38	

COMPLETE PITCHING RECORD

Year	Team	W-L	ERA	G	GS	CG	GF	SHO	SV	IP	H	R	ER	HR	HBP	BB	IBB	SO	WP	BK	BA		
2020		DID NOT PITCH - ALTERNATE TRAINING SITE ONLY																					
2021	Peoria	0-0	0.00	1	0	0	0	0	0	1.0	0	0	0	0	0	0	0	1	0	0	.000		
MINOR TOTALS		0-0	0.00	1	0	0	0	0	0	1.0	0	0	0	0	0	0	0	1	0	0	.000		

CAREER NOTES

- Invited to Major League Spring Training for the first time in 2023, and enters camp as the team's 4th-youngest player behind Jeremy Rivas, Tink Hence, and Jordan Walker.
- Originally selected by St. Louis in 2020 as a two-way player. Pitched one inning at the end of the 2021 season before making the full transition to shortstop in 2022.
- The first four Cardinals selections in the 2020 MLB Draft include Jordan Walker (No. 21 overall), Masyn Winn (54), Tink Hence (63), and Alec Burleson (70).
- Enters 2023 ranked by *Baseball America* as the No. 3 prospect in the Cardinals organization (No. 48 overall in the Top 100).
- Led 2022 Cardinals minor leaguers in doubles (36) and triples (8), and paced the 2021 Cardinals organization in runs scored (76) and stolen bases (32).
- Participated at the Alternate Training Site in Springfield (AA) in 2020 during the COVID-19 MLB protocols.
- He is not related to former Major League all-star outfielder/Cardinal Randy Winn (2010).

Best Infield Arm Tools & Ratings - Baseball America

- Has received an 80-grade arm tool by *Baseball America* for the last two seasons (2022-23), and since 2018, is the only Top 100 prospect across all of Major League Baseball to boast an 80-grade arm tool.
- Since *Baseball America* began assigning full 20-to-80 tool grades for prospects (2018-present), Winn is the only shortstop in publication history to receive an 80-grade arm tool.
- Prior to Winn, the last prospect *Baseball America* assigned an 80-grade arm was to catcher Francisco Mejía (2017-18), while the last infielder was third baseman Matt Chapman (2017).
- The previous two minor league shortstops to receive 70-grade arm tools were Carlos Correa and Oneil Cruz.
- Recognized as the Cardinals "Best Infield Arm" & "Best Athlete" for the third straight season (2021-23), and was rated "Best Infield Arm" in the 2022 Texas League, 2022 Midwest League, & 2021 Florida State League by league managers.
- Holds the MLB Statcast record (2015-present) for the hardest infield throw (100.5 mph), which occurred at the 2022 SiriusXM All-Star Futures Game.

2022

- Combined to hit .283/.364/.468 (134-474) with an .832 OPS across 119 games between Peoria (High-A) and Springfield (AA) in his transition to playing shortstop full-time.
- Led Cardinals minor leaguers in doubles (36) and triples (8), and ranked among organizational leaders in runs scored (91, 2nd), games played (119, T-5th), hits (134, 3rd), stolen bases (43, 2nd), walks (63, T-2nd), total bases (222, 4th), and sacrifice flies (8, T-2nd).
- Was 43-for-48 in stolen base attempts for an 89.6% stolen base success rate.
- Enter the season rated as the No. 8 prospect in the Cardinals organization, and was listed as the "Best Athlete," "Fastest Baserunner," & "Best Infield Arm" in the Cardinals organization in the publications "Best Tools" survey.
- Began his year in Peoria, hitting .349/.404/.566 (45-129) with a .970 OPS, seven triples, and 11 doubles in 33 games while going 15-for-15 on stolen-base attempts.
- At 20 years old, opened the campaign as the 6th-youngest player in the Midwest League.
- Promoted to Springfield on 5/24 with pitchers Gordon Graceffo and Michael McGreevy.
- At the time of his promotion, Winn's seven triples co-led all of minor league baseball with Carson Williams, a Single-A Charleston RiverDogs shortstop in the Rays organization.
- Ended the season hitting .258/.349/.432 (89-345) with a .781 OPS, 11 home runs, and 25 doubles in 86 games with Springfield.
- Swiped 28 bases in 33 attempts (7th in Texas League).
- Led Texas League shortstops with .983 fielding pct.
- Finished the season as the 2nd-youngest player in the Texas League to teammate Jordan Walker, who is two months younger.
- Batted 8th and started at shortstop for the National League in the SiriusXM All-Star Futures Game at Dodger Stadium, going 0-for-2.
- Unleashed a 100.5 mph throw from shortstop at the SiriusXM All-Star Futures Game, breaking the record for the hardest infield throw since Statcast began tracking in 2015.
- Is the only MLB/MiLB infielder to record a 100+ mph throw (2015-present), which also topped the previous Statcast record set by Pittsburgh's Oneil Cruz (97.8 mph) earlier in the week.
- In a vote of league managers in *Baseball America's* Best Tools survey following the season, was recognized as having the "Best Infield Arm" in the Midwest and Texas Leagues, and as the Midwest League's "Best Defensive Shortstop."
- Played for Salt River in the prospect-laden Arizona Fall League and earned a selection to the Fall Stars Game.

AWARDS & HONORS

Arizona Fall League Rising Star
2022: Salt River Rafters

SiriusXM All-Star Futures Game
2022: National League

MiLB.com Organizational All-Star - SS
2022: Peoria (High-A)/Springfield (AA)

Cardinals Minor League Player of the Month
2021: Palm Beach (A) - June

Low-A Southeast Player of the Week
2021: Palm Beach (A) - June 7-13

BACKGROUND/PERSONAL

- Graduated from Kingwood (Tex.) High School in 2020.
- Earned District 22-6A MVP honors as a junior. Went 13-0 with a 0.67 ERA (76.1 IP) and 117 strikeouts on the mound and hit .417 with eight home runs and 46 RBI at the plate.
- Played only one game during his senior season in 2020 due to the coronavirus pandemic
- Originally verbally committed to Stanford University, but then re-opened his recruitment in 2018 and signed his college letter of intent to attend the University of Arkansas.
- Was a summer ball and showcase teammate of Cardinals 2020 draft picks Jordan Walker and Tink Hence.
- As a sophomore in high school, was awarded MVP of the 2017 15U Pan-American tournament in Colombia. Hit .522 while recording a 1.80 ERA.
- Hobbies include playing video games.
- Signed by Cardinals scout Jabari Bennett.
- Is the youngest of five children.
- His older sister, Jazmyn Johnson, played college basketball at the University of Portland (Oregon) and the University of Texas Permian Basin in Odessa, Texas.
- Resides in Kingwood, Texas.



JAKE

WOODFORD

44

HT: 6-4 WT: 210 B/T: R/R BIRTH DATE: 10/28/1996 ML SERVICE: 2.052

FULL NAME: Jacob Robert Woodford

BORN: St. Petersburg, Florida

OPENING DAY AGE: 26

BECAME A CARDINAL: Selected in the supplemental first round (39th overall) of the June, 2015 First-Year Player Draft

CONTRACT STATUS: Signed through 2023

MLB DEBUT: August 15, 2020 at Chicago White Sox

PITCHER

COMPLETE RECORD

Year Team	W-L	ERA	G	GS	CG	GF	SHO	SV	IP	H	R	ER	HR	HBP	BB	IBB	SO	WP	BK	BA
2015 GCL Cardinals	1-0	2.39	8	5	0	2	0	1	26.1	26	10	7	1	2	7	0	21	3	0	.260
2016 Peoria	5-5	3.31	21	21	0	0	0	0	108.2	104	47	40	7	6	37	0	82	4	1	.254
2017 Palm Beach	7-6	*3.10	23	21	0	0	0	0	119.0	128	57	41	7	9	39	0	72	5	0	.280
2018 Springfield	3-8	5.22	16	16	0	0	0	0	81.0	94	52	47	13	8	35	0	56	7	1	.290
Memphis	5-5	4.50	12	12	0	0	0	0	64.0	64	37	32	5	4	27	0	45	1	0	.261
2019 Memphis	9-8	4.15	26	+26	0	0	0	0	151.2	124	75	70	22	5	*75	0	131	7	0	*.223
2020 ST. LOUIS	1-0	5.57	12	1	0	4	0	0	21.0	20	13	13	7	0	5	0	16	1	0	.253
2021 ST. LOUIS	3-4	3.99	26	8	0	4	0	0	67.2	66	32	30	7	8	25	0	50	2	0	.261
Memphis	2-3	4.50	7	7	0	0	0	0	34.0	41	21	17	4	1	12	0	25	1	0	.299
2022 ST. LOUIS	4-0	2.23	27	1	0	16	0	0	48.1	43	13	12	1	1	11	1	24	3	1	.249
Memphis	2-3	3.14	11	10	0	0	0	0	43.0	39	17	15	2	2	19	0	39	1	0	.244
MINOR TOTALS	34-38	3.86	124	118	0	2	0	1	627.2	620	316	269	61	37	251	0	471	29	2	.260
MAJOR TOTALS	8-4	3.61	65	10	0	24	0	0	137.0	129	58	55	15	9	41	1	90	6	0	.255

* Led league + Tied for League Lead

Note: Major League Uniform Numbers Worn: 40 (2020-22), 44 (2023-present)

WILD CARD RECORD

Year Team	W-L	ERA	G	GS	CG	GF	SHO	SV	IP	H	R	ER	HR	HBP	BB	IBB	SO	WP	BK	BA
2021 STL at LAD	DID NOT PLAY -- ON POSTSEASON ROSTER																			
2022 STL vs. PHI	NOT ON POSTSEASON ROSTER -- ST. LOUIS TAXI SQUAD																			

REGULAR SEASON FIELDING RECORD

Position	PCT	G	PO	A	E	TC	DP
Pitcher	.947	65	8	10	1	19	1

REGULAR SEASON BATTING RECORD

	AVG	G	AB	R	H	2B	3B	HR	RBI	SH	SF	HBP	BB	IBB	SO	SB	CS	GDP	SLG	OBP	E
MAJOR TOTALS	.111	25	18	0	2	0	0	0	0	0	0	0	0	0	9	0	0	0	.111	.111	1

CAREER TRANSACTIONS

- Selected by St. Louis Cardinals in the supplemental first round (39th overall) of the June, 2015 First-Year Player Draft.

2022 SEASON HIGHS

Most IP: 5.1, 8/23 at Chicago Cubs
Most Strikeouts: 3, twice. Last: 9/18 vs. Cincinnati
Most Walks: 2, 5/13 vs. San Francisco
Most Runs Allowed: 4, 9/9 at Pittsburgh
Most ER Allowed: 4, 9/9 at Pittsburgh
Most Hits Allowed: 5, twice. Last: 9/9 at Pittsburgh
Most HRs Allowed: 1, 5/28 vs. Milwaukee
Longest Winning Streak: 4 games, 4/27-end of season
Longest Losing Streak: n/a
Longest Scoreless Streak: 11.1 IP, 9/13-end of season

CAREER HIGHS

Most IP (Starter): 5.2, 7/19/21 vs. Chicago Cubs
Most IP (Relief): 5.1, 9/4/21 at Milwaukee
Most Strikeouts (Starter): 6, 7/19/21 vs. Chicago Cubs
Most Strikeouts (Relief): 6, 5/28/21 at Arizona
Most Walks (Starter): 2, 4x. Last: 9/26/21 vs. Chicago Cubs
Most Walks (Relief): 3, 9/15/20 at Milwaukee
Most Runs Allowed (Starter): 7, 7/31/21 vs. Minnesota
Most Runs Allowed (Relief): 5, 9/15/20 at Milwaukee
Most ER Allowed (Starter): 5, 7/31/21 vs. Minnesota
Most ER Allowed (Relief): 5, 9/15/20 at Milwaukee
Most Hits Allowed (Starter): 7, twice. Last: 7/31/21 vs. Minnesota
Most Hits Allowed (Relief): 5, 3x. Last: 9/9 at Pittsburgh
Most HRs Allowed: 2, 6/27/21 vs. Pittsburgh
Longest Winning Streak: 4 games, 4/27/22-present
Longest Losing Streak: 2 games, 7/24-7/31/21
Longest Scoreless Streak: 11.1 IP, 9/13/22-present

CAREER NOTES

- Former first round selection out of high school made his Major League debut in 2020 in the second game of a doubleheader after the Cardinals returned from a 17-day absence from playing due to a COVID breakout. Has pitched as both a starter and out of the bullpen.
- Switched uniform number from No. 40 to No. 44 prior to the 2023 season to allow Willson Contreras to wear the same number he had since the start of his career with the Chicago Cubs in 2016.
- Enters the 2023 season on an 11.1-inning scoreless streak, winning each of his last four decisions.
- Since his MLB debut in 2020, ranks 4th in MLB in GDP/9 IP (1.38), trailing teammates Dakota Hudson (1.44) and Andre Pallante (1.42) - min. 100 IP.
- Has career marks of 3-3 with a 3.77 ERA in 10 career Major League starts (45.1 IP) and 5-1 with a 3.53 ERA in 55 relief appearances (91.2 IP).
- Ranked in the Top 15 among MLB pitchers in average of vertical movement on his curveball each of the last three seasons at 14th in 2020 (6.3 inches), 11th in 2021 (7.2 inches) and 10th in 2022 (8.0 inches). *Baseball Savant*
- His Major League debut came at Chicago White Sox (8/15/20). Tossed 3.0 innings starting the second game of the doubleheader and received a no-decision. Allowed one run on one hit, a solo home run by Luis Robert, with three strikeouts.
- Earned his first Major League win in a relief appearance at Pittsburgh (9/19/20) closing out an inning, while the Cardinals rallied for five runs in the 7th en route to a 5-4 win at PNC Park.
- A three-time Minor League All-Star in his first five professional seasons, earning honors in the Pacific Coast League (2019), Texas League (2018) and Midwest League (2016).
- Named as the starting pitcher for the Pacific Coast League in the 2019 Triple-A All-Star Game, tossing two scoreless innings with two strikeouts and earning the win.
- Started 20 or more games and pitched 108 innings or more in each of his first four full minor league seasons and leads all Cardinals minor league pitchers in wins (26), games started (82) and innings pitched (449.2) since 2017; Austin Warner ranking second with 24 wins, 64 games started and 407.1 IP.
- Led the 2019 Pacific Coast League in lowest opponent BA (.223), tied for the league lead in games started (26), while ranking in the Top 3 in strikeouts (131, 3rd), qualifying ERA (4.15, 3rd), innings pitched (151.2, 2nd) and WHIP (1.31, 3rd).
- Won League Championships with Memphis (AAA) in 2018 and Palm Beach (A) in 2017.
- Clinched the 2018 PCL Championship after throwing 7.1 scoreless innings of three-hit ball with six strikeouts for the win in Game 4 vs. Fresno (9/15).
- Tied for the 2018 Minor League lead with 12 other pitchers making a career-high 28 starts.
- Led the Florida State League in ERA (3.10) in 2017.

WOODRUFF, JAKE



2022

- Pitched between St. Louis and Memphis (AAA) making a combined 38 appearances with 11 starts covering 91.1 innings pitched.
- Induced 10 ground into double plays, most among all MLB pitchers with 50.0 innings or less. The second highest total in Cardinals history for a pitcher with 50 innings or less in a season being T.J. McFarland, who had 12 in 2021 over 38.2 innings pitched.
- Posted career-highs in wins (4) and appearances (27).
- Finished the season with 11.1 scoreless innings (9/13-present), T-8th longest active among National League pitchers and longest by a Cardinals pitcher to end the season.
- Allowed only one home run, coming to Keston Hiura vs. MIL (5/28). Faced 188 total batters, 10th-longest active homerless streak in the N.L. (32.1 IP) at the conclusion of the season.
- Since his MLB debut in 2020, ranks 4th in MLB in GDP/9 IP (1.38), trailing teammates Dakota Hudson (1.44) and Andre Pallante (1.42) - min. 100 IP.
- Was 2-0 with an 0.86 ERA in 13 home appearances. His home ERA was T-9th lowest among all MLB pitchers with a minimum of 20.0 innings pitched and tops among Cardinals pitchers at Busch Stadium.
- Was recalled from Memphis (AAA) four times. His final recall was on August 10 and remained in St. Louis the rest of the season.
- Worked 3.1 ShO IP on 8/30 at CIN, matching his season high for relief IP (also 5/7 at SF).
- Threw 5.1 innings in his first start of the season in Game 2 of DH at CHI (8/23). Earned his 3rd win, tying his single-season high (also 2021).
- 15 of 27 appearances were of 4 outs or more.

2022 POSTSEASON: Was not on the postseason roster but remained with the team in St. Louis on the Taxi Squad.

BACKGROUND/PERSONAL

- Signed his college letter of intent to the University of Florida.
- Played high school baseball at Plant High School in Tampa, Fla.
- Was was 7-0 with an 0.67 ERA and 57 strikeouts in 52 innings his senior season.
- Was a Perfect Game USA 3rd Team pre-season All-American and 1st Team Florida All-Region selection in 2015.
- Was engaged to his fiancée Callie just days before reporting to 2023 Spring Training camp.
- Resides in Tampa, Florida.

AWARDS & HONORS

Pacific Coast League Mid-Season All-Star
2019: Memphis (AAA)

Pacific Coast League Pitcher of the Week
2019: Memphis (AAA) - June 17-23

Triple-A Championship
2018: Memphis (AAA)

Pacific Coast League Championship
2018: Memphis (AAA)

Texas League Mid-Season All-Star
2018: Springfield (AA)

Florida State League co-Championship
2017: Palm Beach (High-A)

Midwest League Mid-Season All-Star
2016: Peoria (A)

Cardinals Minor League Pitcher of the Month
2016: Peoria (A) - May

CAREER MILESTONES

Major League Debut
August 15, 2020 at Chicago White Sox (G2)

First Major League Start
August 15, 2020 at Chicago White Sox (G2)

First Major League Win
September 19, 2020 at Pittsburgh

First Major League Strikeout
August 15, 2020 at Chicago White Sox (G2)
(2nd inning, José Abreu, swinging)



JUAN YEPEZ

13

HT: 6-1 WT: 240 B/T: R/R BIRTH DATE: 2/19/1998 ML SERVICE: 0.127

(YEHP-ehz)

FULL NAME: Juan David Yepez

BORN: Caracas, Venezuela

OPENING DAY AGE: 25

BECAME A CARDINAL: Acquired from the Atlanta Braves in exchange for 1B Matt Adams, May 20, 2017

CONTRACT STATUS: Signed through 2023

MLB DEBUT: May 4, 2022 at Kansas City

FIRST BASEMAN/OUTFIELDER

COMPLETE RECORD

Year	Team	AVG	G	AB	R	H	2B	3B	HR	RBI	SH	SF	HBP	BB	IBB	SO	SB	CS	GDP	SLG	OBP	E	
2015	Danville	.291	28	103	12	30	7	1	3	14	0	2	0	6	0	29	0	1	1	.466	.324	5	
	GCL Braves	.306	31	98	12	30	9	1	1	17	0	2	1	16	0	26	3	2	3	.449	.402	1	
2016	Rome	.261	23	92	10	24	5	0	1	7	0	0	1	7	0	23	0	0	2	.348	.320	2	
	GCL Braves	.200	3	10	0	2	0	0	0	1	0	0	0	0	0	3	0	0	0	.200	.200	1	
2017	Rome	.275	36	142	15	39	13	0	1	15	0	2	0	8	0	32	4	1	3	.387	.309	8	
	Peoria	.260	80	304	33	79	16	1	7	47	0	2	3	19	0	72	6	1	12	.388	.308	13	
2018	Palm Beach	.208	67	226	30	47	12	0	2	22	1	0	3	12	0	52	2	1	4	.288	.257	1	
	Peoria	.415	25	94	20	39	10	2	1	20	0	2	0	10	0	14	4	1	3	.596	.462	1	
2019	Springfield	.231	17	52	8	12	2	0	2	10	0	2	0	5	0	14	0	0	3	.385	.288	0	
	Palm Beach	.275	30	102	16	28	4	0	4	20	1	0	2	10	0	21	1	0	2	.431	.351	3	
	Peoria	.284	25	88	14	25	7	0	4	13	0	1	1	11	1	24	2	1	3	.500	.366	1	
2020	DID NOT PLAY -- NO MiLB SEASON																						
2021	Memphis	.289	92	304	56	88	25	0	22	63	0	4	6	42	1	69	1	3	5	.589	.382	11	
	Springfield	.270	19	63	11	17	4	0	5	14	0	0	3	9	0	13	0	0	0	.571	.387	0	
2022	ST. LOUIS	.253	76	253	27	64	13	0	12	30	4	0	1	16	0	61	0	0	6	.447	.296	2	
	Memphis	.277	50	188	34	52	9	0	16	53	0	1	2	17	0	46	0	0	4	.580	.341	1	
MINOR TOTALS		.274	526	1866	271	512	123	5	69	316	2	18	22	172	2	438	23	11	45	.457	.340	48	
MAJOR TOTALS		.253	76	253	27	64	13	0	12	30	4	0	1	16	0	61	0	0	6	.447	.296	2	

Note: Major League Uniform Numbers Worn: 77 (2021), 36 (2022), 13 (2023-present)

WILD CARD SERIES RECORD

Year	Team	AVG	G	AB	R	H	2B	3B	HR	RBI	SH	SF	HBP	BB	IBB	SO	SB	CS	GDP	SLG	OBP	E		
2021	STL at LAD	ON POSTSEASON ROSTER - DID NOT PLAY																						
2022	STL VS. PHI	.400	2	5	1	2	0	0	1	2	0	0	0	0	0	0	0	0	0	1.000	.400	0		
W.C. TOTALS		.400	2	5	1	2	0	0	1	2	0	0	0	0	0	0	0	0	0	1.000	.400	0		

REGULAR SEASON FIELDING RECORD

Position	PCT	G	PO	A	E	TC	DP
Outfield	.959	40	45	2	2	49	1
First Base	1.000	15	69	7	0	76	12
Third Base	1.000	6	2	6	0	8	0



CAREER NOTES

- Was acquired from the Atlanta Braves for 1B Matt Adams on May 20, 2017. First appeared on a Major League roster in the Wild Card Game of the 2021 Postseason at Los Angeles. Did not play in the game.
- Hit safely in the first seven games of his MLB career, the longest streak by a Cardinals player since Magneuris Sierra set the franchise record with nine in 2017.
- Was the first Cardinal to double in his first MLB plate appearance since Carson Kelly (2016) and the first Cardinal in franchise history to double in his first two plate appearances. The last player in MLB history with a double in his first two plate appearances was his 2022 Cardinals teammate Corey Dickerson with Colorado in 2013.
- Hit a two-run home run on the first pitch he saw in the postseason as a pinch-hitter in Game 1 of the 2022 Wild Card Series vs. Philadelphia off fellow Venezuelan countryman, Jose Alvarado.
- Was the first Cardinal to homer in his first postseason plate appearance since Tommy Pham in Game 1 of the 2015 NLDS and the 10th Cardinal with a postseason pinch-hit home run (last: Randal Grichuk, Game 2 of 2015 NLDS).
- His postseason home run on the very first pitch he saw was the first since Tampa Bay's Evan Longoria in 2008.
- 2021 Cardinals Minor League Co-Player of the Year with Jordan Walker
- Rated as the "Best Hitter for Average" in the Cardinals organization in 2022 by *Baseball America*.
- MLB.com 2021 Triple-A Postseason All-Star at first base.
- Hit 26 home runs in his first five seasons of professional baseball (2015-19) covering 365 games, then clubbed 27 home runs over 111 games in 2021. Did not play a professional game in 2020.
- Cardinals Minor League Player of the Month in August 2021 and April 2018.
- Named 2021 Arizona Fall League Co-Hitter of the Year with the Marlins' JJ Bleday and Fall League All-Star. Batted .302 with 7 HR and 26 RBI. Accumulated a .388 on-base percentage and .640 slugging percentage. Ranked in the Top 10 among AFL leaders in home runs (7, T-2nd), RBI (26, 2nd), doubles (8, T-2nd), hits (26, T-9th), slugging (.640, 4th) and OPS (1.028, 8th).
- Has seven career minor league multi-home run games, with five in his last two seasons playing for Memphis. Also recorded 7 RBI in a game twice, most recently vs. Columbus (8/28/21) that was a multi-home run effort with his 3rd career grand slam.

CAREER MILESTONES

Major League Debut
May 4, 2022 at Kansas City

First Major League Hit
May 4, 2022 at Kansas City
(1st inning, double, off Kris Bubic)

First Major League Home Run
May 8, 2022 at San Francisco
(2nd inning, 2-run, off Jakob Junis)

AWARDS & HONORS

Cardinals Minor League Co-Player of the Year
2021: Springfield/Memphis

Arizona Fall League All-Star
2021: Glendale Desert Dogs

Arizona Fall League Co-Hitter of the Year
2021: Glendale Desert Dogs

Cardinals Minor League Player of the Month
2021: Memphis (AAA) - August
2018: Peoria (Low-A) - April

MLB.com Triple-A Postseason All-Star
2021: Memphis (AAA)

Midwest League Player of the Week
2018: Peoria (Low-A) - Apr. 9-15

CAREER TRANSACTIONS

- Signed by the Atlanta Braves as an International Free Agent, July 2, 2014.
- Acquired by the St. Louis Cardinals from the Atlanta Braves in exchange for 1B Matt Adams, May 20, 2017.
- On St. Louis Injured List (right forearm strain), July 15 - August 16, 2022; included injury rehabilitation assignment to Memphis (AAA).

2022

NL Rookie ranks: Home Runs (12, 8th)

- Played in 76 games starting at four different positions (21-LF, 15-RF, 8-1B, 3-3B).
- Hit 28 home runs between Memphis (AAA) with 16 and 12 in St. Louis over 126 total games.
- Made his Major League debut at KC (5/4) and hit safely in his first seven games, longest Cardinals streak to begin a career since Magneuris Sierra (9 games in 2017).
- Was the first Cardinal to double in his first MLB plate appearance since Carson Kelly (2016) and the first Cardinal in franchise history to double in his first two plate appearances. The last player in MLB history with a double in his first two plate appearances was his 2022 Cardinals teammate Corey Dickerson with Colorado in 2013.
- Ranked 6th on the Cardinals with 12 home runs; 2nd-most among rookies (Gorman 14).
- Hit first MLB home run on Mother's Day with his mom in attendance at San Francisco (5/7) off Jakob Junis.
- Cracked two home runs accounting for a career-high five RBI vs. Miami (6/27).
- Became the 29th Cardinal with a double-digit home run total in his rookie season.
- Missed 23 games with a right forearm strain (7/15-8/16) after making a throw to the plate from the outfield.
- Played for La Guaira Tiburones in the Venezuelan Winter League, his first playing experience in his home country's off-season league.

2022 SEASON & CAREER HIGHS

Most Hits: 3, twice. Last: 6/12/22 vs. Cincinnati
Most Runs: 2, 5x. Last: 9/23/22 at Los Angeles Dodgers
Most 2Bs: 2, 3x. Last: 10/2/22 vs. Pittsburgh
Most HRs: 2, 6/27/22 vs. Miami
Most RBI: 5, 6/27/22 vs. Miami
Most BBs: 2, 5/21/22 at Pittsburgh
Longest Hitting Streak: 7 games, 5/4-5/11/22
Pinch-Hit HR: 1. 6/19/22 at Boston (T. Danish)
Multi-HR Games: 1. 6/27/22 vs. Miami

2022 POSTSEASON: First postseason action was a pinch-hit two-run home run in Game 1 of the Wild Card Series off fellow Venezuelan countryman Jose Alvarado, to break a scoreless tie...started Game 2 in right field and was 1-for-4 with a single.

BACKGROUND/PERSONAL

- Originally signed as an international free agent by the Atlanta Braves, July 2, 2014.
- Resides in Nashville, Tenn. with his fiancé.



Juan Yezpez celebrates after hitting a pinch hit, go-ahead home run in the 7th inning of Game 1 of the Wild Card Series vs. Philadelphia, October 7, 2022 at Busch Stadium.



GUILLERMO ZUÑIGA

60

HT: 6-5 WT: 265 B/T: R/R BIRTH DATE: 10/10/1998 ML SERVICE: 0.000

(gee-AIR-moh zoon-YEE-gah)

FULL NAME: Guillermo Enrique Zuñiga

BORN: Cartagena Colombia

OPENING DAY AGE: 24

BECAME A CARDINAL: Signed as a free agent, December 6, 2022

CONTRACT STATUS: Signed through 2023

PITCHER

COMPLETE RECORD

Year Team	W-L	ERA	G	GS	CG	GF	SHO	SV	IP	H	R	ER	HR	HBP	BB	IBB	SO	WP	BK	BA
2016 DSL Braves	1-0	2.61	5	0	0	0	0	0	10.1	12	5	3	2	0	2	0	9	1	0	.308
2017 GCL Braves	0-3	5.59	8	6	0	0	0	0	19.1	28	18	12	0	5	10	0	12	5	0	.364
2018 ARZ Dodgers	3-1	3.86	12	2	0	3	0	2	37.1	41	17	16	0	4	13	0	41	8	1	.289
2019 Rancho Cucamonga	0-2	4.11	12	0	0	7	0	2	15.1	10	8	7	2	1	9	3	22	3	0	.182
Great Lakes	4-1	4.08	21	5	0	5	0	3	53	45	26	24	5	2	22	0	59	3	2	.230
2020	Did Not Pitch - No MiLB Season																			
2021 Tulsa	7-2	3.06	25	0	0	9	0	2	35.1	25	16	12	5	2	13	1	49	4	0	.194
2022 Tulsa	4-4	4.77	48	0	0	26	0	11	54.2	47	32	29	12	2	30	3	66	10	0	.227
MINOR TOTALS	19-13	4.11	131	13	0	50	0	20	225.1	208	122	103	26	16	99	7	258	34	3	.226

CAREER TRANSACTIONS

- Signed by the Atlanta Braves as an international free agent, July 2, 2016.
- Signed by the Los Angeles Dodgers as a minor league free agent, December 6, 2017.
- Signed by the St. Louis Cardinals as a free agent, December 6, 2022.

CAREER NOTES

- Enters the 2023 season rated as the No. 30 prospect in the Cardinals organization by *Baseball America*.
- Has split his six-year minor league career between the Braves (2016-17) and Dodgers (2018-22) organizations.
- Originally signed with the Braves as an international free agent in July 2016, where he pitched his first two professional seasons.
- Was one of 12 Braves international prospects made free agents in November 2017 by Major League Baseball after improprieties from former general manager John Coppollela.
- Career 10.3 strikeout/9 IP ratio in 131 games (13 starts).
- There are eight former Cardinals that have had last names starting with the letter "Z": RHP Chris Zachary (1971), OF Elmer Zacher (1910), LHP George Zackert (1911-12), C Dave Zearfoss (1904-05), INF Todd Zeile (1989-95), C Bart Zeller (1970), 3B Eddie Zimmerman (1906), and LHP Ed Zmich (1910-11).

2022

- Pitched his second full season at Tulsa (AA-Dodgers), ranked among Texas League leaders in appearances (48, 2nd), saves (11, T-3rd), and games finished (26, T-2nd).
- Struck out 66 in 54.2 innings pitched (10.9 strikeout/9 IP).
- Fanned multiple batters in 22 appearances, including a season-best four on three occasions.
- Pitched 1.0 inning or fewer in 33 of 48 outings, and 2.0 frames five times.
- Recorded scoreless outings in 28 appearances.
- Limited the opposition to .227 BA (47-207), including a .189 clip (23-122) against right-handed batters.
- His best month came in July when we went 1-1 with a 1.50 ERA (12.0 IP) and 14 strikeouts in 11 games.

BACKGROUND/PERSONAL

- Resides in Cartagena, Colombia

2023 OFFICIAL  MEDIA GUIDE

St. Louis Cardinals



PLAYER DEVELOPMENT

MEMPHIS REDBIRDS (AAA)



AutoZone Park
 200 Union Avenue
 Memphis, TN 38103
 (901) 721-6050 • memphisredbirds.com

President & General Manager: Craig Unger
Media Contact: TBA
Athletic Trainer: Dan Martin
Strength & Conditioning: Henry Torres



BEN JOHNSON

MANAGER

Ben Johnson enters his fifth year as a coach in the Cardinals organization, all as manager of the Memphis Redbirds. Johnson came to the Cardinals from the Durham Bulls, the Triple-A affiliate of the Tampa Bay Rays, where he spent 2018 as the third base coach working with outfielders and base running. The Bulls led the International League in home runs, slugging percentage, runs scored and finished second in hits on their way to the league championship.

Prior to his time with the Bulls, Johnson was a scout with the Arizona Diamondbacks (2014-17), coached high school baseball at Millennium High School in Goodyear, Ariz. (2011-13), and managed Independent League baseball in Arizona.

Johnson was born in Memphis, Tenn., and played high school baseball at Germantown High School with 10-year veteran Major League pitcher Paul Maholm. Upon graduation from high school, Johnson was drafted by the St. Louis Cardinals in the 4th round of the June 1999 First-Year Player draft. During the 2000 season, he was traded along with RHP Heathcliff Slocumb to

the San Diego Padres in exchange for veteran catcher Carlos Hernandez and minor league infielder Nate Tebbis.

Johnson made his Major League debut on June 26, 2005, vs. Seattle and would play 98 games over the next three seasons as a member of the Padres and Mets. He posted a career batting average of .230 with seven home runs and 26 RBI while playing all three outfield positions.

He was named the 2005 Padres Minor League Player of the Year when he hit a career-high .312 with 25 homers and 83 RBI with the Portland Beavers. Johnson played 901 games over parts of 10 minor league seasons with the Cardinals, Padres, Mets and Tigers organizations batting .262 with 115 career home runs and 473 RBI. He played his final professional season in 2010 with the Erie Seawolves of the Eastern League in the Tigers organization.

Johnson, 41, is married to his wife Elizabeth and the couple has two children, Ethan and Ruby. They reside in Phoenix, Arizona.



HOWIE CLARK

HITTING COACH

Clark enters his ninth season as a coach in professional baseball and his first with Memphis (AAA) and in the Cardinals organization.

He brings five years of Major League coaching experience as the assistant hitting coach of the Baltimore Orioles from 2017-19 and the same role with the Chicago White Sox in 2021-22. Clark was slated to be the hitting coach of the Charlotte (AAA) affiliate in 2020, but served as a hitting coach with White Sox.

Originally drafted by the Baltimore Orioles in the 27th round of the 1992 Draft out of Huntington Beach (CA) High School, Clark spent 10 years in the minors before making his MLB debut with the Orioles on July 16, 2002, against the Seattle Mariners.

Clark's Major League career spanned over parts of six seasons with the Orioles, Blue Jays and Twins, playing in 134 games while batting .262 with three home runs and 26 RBI. He played six positions on the diamond, missing only centerfield, catcher and pitcher.

Clark, 49, resides in North Bend, Wash. His grandfather played football at the United States Naval Academy.



DARWIN MARRERO

PITCHING COACH

Marrero enters his first season as pitching coach with Memphis following five seasons with double-A Springfield (2019, 2021-22), three seasons (2015-17) with State College (A) and two years with the Gulf Coast League Cardinals (2013-14).

In the 2018-19 off-season, Marrero was the pitching coach for Panama which won the Caribbean Series and posted the lowest ERA in the tournament. He also served as pitching coach for Venezuela in the Pre-Olympics in the 2020-21 off-season.

In 2016, State College recorded a league-low 1.76 ERA in the New York-Penn League Playoffs on their way to capturing the league championship. State College led the league with nine shutouts and had the second fewest runs allowed (285) as a staff.

Prior to joining the Cardinals, Marrero was a pitching coach for the Sioux City Explorers in the American Association (2008). The Explorers staff boasted the Pitcher of the Year winner and the closer established a new league saves record. In 2005, he was pitching coach for the Capitales de Quebec in the Can-Am League.

Marrero's playing career lasted from 1998-2004 with the Montreal Expos organization, attaining his highest level at Double-A, as well as pitching eight seasons in the Venezuelan Winter League.

Marrero, 42, a Venezuela native, resides in Tampa, Fla., with his wife, Monica, and their three children, Darwin, Jr., Nikary and Sophia.



WILL PETERSON

COACH

Peterson enters his first season in the Cardinals organization and with the Redbirds.

Prior to joining the Cardinals, Peterson worked as a pitching coach for the Duluth Huskies of the Northwoods Collegiate summer league and interim head coach at the College of Saint Scholastica in 2022. He advanced from student manager in 2020 to pitching coach in 2021 before taking over the head coaching position in the interim.

Peterson, 25, resides in Two Harbors, Minnesota.



2022 MEMPHIS REDBIRDS STATISTICS

Manager: Ben Johnson (4th season) / Overall: 203-215 (.486)

Record: 73-77 (13th of 20 in International League, 6th of 10 in West Division); Home: 37-38 / Away: 36-39

Streaks: W6 (May 11-17) & L5 (May 6-10, August 2-5)

Runs: 792 scored (7th in International League); 746 allowed (12th)

Home Runs: 197 (3 Grand Slams), 178 allowed

Shutouts: 8-7

One-Run Games: 22-21

Extra Inning Games: 4-7

Postseason: N/A

Attendance: 239,605 (19th in International League)

Post-Season All-Stars: OF Alec Burleson

League Leaders: Alec Burleson (AVG, .331), Tommy Parsons (Wins, 12; AVG .204), Connor Thomas (SHO, 1)

Most games at each position

1B Luken Baker 118	OF Scott Hurst 89	C Iván Herrera 57
2B Evan Mendoza 47	OF Ben DeLuzio 87	SP Connor Thomas 25
3B Cory Spangenberg 61	OF Conner Capel 82	RP Zach McAllister 56
SS Evan Mendoza 54	DH Alec Burleson 31	RP James Naile 44

MEMPHIS ALL-TIME SINGLE-SEASON LEADERS

(since 1998)

<table border="1"> <thead> <tr> <th colspan="2">BATTING AVERAGE*</th> </tr> </thead> <tbody> <tr><td>Nick Stavinoha 2008</td><td>.337</td></tr> <tr><td>Joe McEwing 1998</td><td>.334</td></tr> <tr><td>Alec Burleson 2022</td><td>.331</td></tr> <tr><td>Adam Kennedy 1999</td><td>.327</td></tr> <tr><td>Tommy Pham 2014</td><td>.324</td></tr> </tbody> </table>	BATTING AVERAGE*		Nick Stavinoha 2008337	Joe McEwing 1998334	Alec Burleson 2022331	Adam Kennedy 1999327	Tommy Pham 2014324	<table border="1"> <thead> <tr> <th colspan="2">TOTAL BASES</th> </tr> </thead> <tbody> <tr><td>Kevin Witt 2004</td><td>286</td></tr> <tr><td>Scott Seabol 2004</td><td>277</td></tr> <tr><td>Josh Phelps 2008</td><td>262</td></tr> <tr><td>Ivan Cruz 2002</td><td>261</td></tr> <tr><td>Nick Stavinoha 2011</td><td>260</td></tr> </tbody> </table>	TOTAL BASES		Kevin Witt 2004	286	Scott Seabol 2004	277	Josh Phelps 2008	262	Ivan Cruz 2002	261	Nick Stavinoha 2011	260	<table border="1"> <thead> <tr> <th colspan="2">OPS (ON-BASE + SLUGGING)*</th> </tr> </thead> <tbody> <tr><td>Juan Yopez 2021</td><td>.971</td></tr> <tr><td>Kevin Witt 2004</td><td>.953</td></tr> <tr><td>Josh Phelps 2008</td><td>.941</td></tr> <tr><td>Allen Craig 2010</td><td>.938</td></tr> <tr><td>Jon Nunnally 2003</td><td>.922</td></tr> </tbody> </table>	OPS (ON-BASE + SLUGGING)*		Juan Yopez 2021971	Kevin Witt 2004953	Josh Phelps 2008941	Allen Craig 2010938	Jon Nunnally 2003922
BATTING AVERAGE*																																						
Nick Stavinoha 2008337																																					
Joe McEwing 1998334																																					
Alec Burleson 2022331																																					
Adam Kennedy 1999327																																					
Tommy Pham 2014324																																					
TOTAL BASES																																						
Kevin Witt 2004	286																																					
Scott Seabol 2004	277																																					
Josh Phelps 2008	262																																					
Ivan Cruz 2002	261																																					
Nick Stavinoha 2011	260																																					
OPS (ON-BASE + SLUGGING)*																																						
Juan Yopez 2021971																																					
Kevin Witt 2004953																																					
Josh Phelps 2008941																																					
Allen Craig 2010938																																					
Jon Nunnally 2003922																																					
<table border="1"> <thead> <tr> <th colspan="2">HITS</th> </tr> </thead> <tbody> <tr><td>Scott Seabol 2004</td><td>156</td></tr> <tr><td>Allen Craig 2009</td><td>152</td></tr> <tr><td>John Gall 2004</td><td>148</td></tr> <tr><td>Kevin Witt 2004</td><td>146</td></tr> <tr><td>Three tied with</td><td>144</td></tr> </tbody> </table>	HITS		Scott Seabol 2004	156	Allen Craig 2009	152	John Gall 2004	148	Kevin Witt 2004	146	Three tied with	144	<table border="1"> <thead> <tr> <th colspan="2">WALKS</th> </tr> </thead> <tbody> <tr><td>Jon Nunnally 2003</td><td>98</td></tr> <tr><td>Ruben Gotay 2010</td><td>95</td></tr> <tr><td>Matt Carpenter 2011</td><td>84</td></tr> <tr><td>Stubby Clapp 2000</td><td>80</td></tr> <tr><td>Dean Anna 2015</td><td>77</td></tr> </tbody> </table>	WALKS		Jon Nunnally 2003	98	Ruben Gotay 2010	95	Matt Carpenter 2011	84	Stubby Clapp 2000	80	Dean Anna 2015	77	<table border="1"> <thead> <tr> <th colspan="2">HOME RUNS</th> </tr> </thead> <tbody> <tr><td>Kevin Witt 2004</td><td>36</td></tr> <tr><td>Ivan Cruz 2002</td><td>35</td></tr> <tr><td>Ernie Young 2000</td><td>35</td></tr> <tr><td>Adolis García 2019</td><td>32</td></tr> <tr><td>Rick Ankiel 2007</td><td>32</td></tr> </tbody> </table>	HOME RUNS		Kevin Witt 2004	36	Ivan Cruz 2002	35	Ernie Young 2000	35	Adolis García 2019	32	Rick Ankiel 2007	32
HITS																																						
Scott Seabol 2004	156																																					
Allen Craig 2009	152																																					
John Gall 2004	148																																					
Kevin Witt 2004	146																																					
Three tied with	144																																					
WALKS																																						
Jon Nunnally 2003	98																																					
Ruben Gotay 2010	95																																					
Matt Carpenter 2011	84																																					
Stubby Clapp 2000	80																																					
Dean Anna 2015	77																																					
HOME RUNS																																						
Kevin Witt 2004	36																																					
Ivan Cruz 2002	35																																					
Ernie Young 2000	35																																					
Adolis García 2019	32																																					
Rick Ankiel 2007	32																																					
<table border="1"> <thead> <tr> <th colspan="2">RUNS</th> </tr> </thead> <tbody> <tr><td>Adolis García 2019</td><td>96</td></tr> <tr><td>Scott Seabol 2004</td><td>92</td></tr> <tr><td>Josh Phelps 2008</td><td>90</td></tr> <tr><td>Jason Lariviere 1999</td><td>90</td></tr> <tr><td>Stubby Clapp 2000</td><td>89</td></tr> </tbody> </table>	RUNS		Adolis García 2019	96	Scott Seabol 2004	92	Josh Phelps 2008	90	Jason Lariviere 1999	90	Stubby Clapp 2000	89	<table border="1"> <thead> <tr> <th colspan="2">RUNS BATTED IN</th> </tr> </thead> <tbody> <tr><td>Nick Stavinoha 2011</td><td>109</td></tr> <tr><td>Kevin Witt 2004</td><td>107</td></tr> <tr><td>Ivan Cruz 2002</td><td>100</td></tr> <tr><td>Ernie Young 2000</td><td>98</td></tr> <tr><td>Josh Phelps 2008</td><td>97</td></tr> </tbody> </table>	RUNS BATTED IN		Nick Stavinoha 2011	109	Kevin Witt 2004	107	Ivan Cruz 2002	100	Ernie Young 2000	98	Josh Phelps 2008	97	<table border="1"> <thead> <tr> <th colspan="2">STOLEN BASES</th> </tr> </thead> <tbody> <tr><td>Chad Meyers 2002</td><td>43</td></tr> <tr><td>Eugenio Velez 2012</td><td>37</td></tr> <tr><td>Oscar Mercado 2018</td><td>31</td></tr> <tr><td>Ben DeLuzio 2022</td><td>30</td></tr> <tr><td>Tyler Greene 2009</td><td>30</td></tr> </tbody> </table>	STOLEN BASES		Chad Meyers 2002	43	Eugenio Velez 2012	37	Oscar Mercado 2018	31	Ben DeLuzio 2022	30	Tyler Greene 2009	30
RUNS																																						
Adolis García 2019	96																																					
Scott Seabol 2004	92																																					
Josh Phelps 2008	90																																					
Jason Lariviere 1999	90																																					
Stubby Clapp 2000	89																																					
RUNS BATTED IN																																						
Nick Stavinoha 2011	109																																					
Kevin Witt 2004	107																																					
Ivan Cruz 2002	100																																					
Ernie Young 2000	98																																					
Josh Phelps 2008	97																																					
STOLEN BASES																																						
Chad Meyers 2002	43																																					
Eugenio Velez 2012	37																																					
Oscar Mercado 2018	31																																					
Ben DeLuzio 2022	30																																					
Tyler Greene 2009	30																																					
* = min. 350 PA																																						
<table border="1"> <thead> <tr> <th colspan="2">WINS</th> </tr> </thead> <tbody> <tr><td>Tim Cooney 2014</td><td>14</td></tr> <tr><td>Dakota Hudson 2018</td><td>13</td></tr> <tr><td>Nick Greenwood 2015</td><td>13</td></tr> <tr><td>Lance Lynn 2010</td><td>13</td></tr> <tr><td>Larry Luebbers 1999</td><td>13</td></tr> </tbody> </table>	WINS		Tim Cooney 2014	14	Dakota Hudson 2018	13	Nick Greenwood 2015	13	Lance Lynn 2010	13	Larry Luebbers 1999	13	<table border="1"> <thead> <tr> <th colspan="2">SAVES</th> </tr> </thead> <tbody> <tr><td>Victor Marte 2011</td><td>31</td></tr> <tr><td>Gene Stechschulte 2000</td><td>26</td></tr> <tr><td>Jess Todd 2009</td><td>24</td></tr> <tr><td>Brian Falkenborg 2007</td><td>23</td></tr> <tr><td>Alberto Reyes 2004</td><td>23</td></tr> </tbody> </table>	SAVES		Victor Marte 2011	31	Gene Stechschulte 2000	26	Jess Todd 2009	24	Brian Falkenborg 2007	23	Alberto Reyes 2004	23	<table border="1"> <thead> <tr> <th colspan="2">STRIKEOUTS</th> </tr> </thead> <tbody> <tr><td>Shelby Miller 2012</td><td>160</td></tr> <tr><td>Brian Barnes 1998</td><td>154</td></tr> <tr><td>Dan Haren 2004</td><td>150</td></tr> <tr><td>Adam Wainwright 2005</td><td>147</td></tr> <tr><td>Lance Lynn 2010</td><td>141</td></tr> </tbody> </table>	STRIKEOUTS		Shelby Miller 2012	160	Brian Barnes 1998	154	Dan Haren 2004	150	Adam Wainwright 2005	147	Lance Lynn 2010	141
WINS																																						
Tim Cooney 2014	14																																					
Dakota Hudson 2018	13																																					
Nick Greenwood 2015	13																																					
Lance Lynn 2010	13																																					
Larry Luebbers 1999	13																																					
SAVES																																						
Victor Marte 2011	31																																					
Gene Stechschulte 2000	26																																					
Jess Todd 2009	24																																					
Brian Falkenborg 2007	23																																					
Alberto Reyes 2004	23																																					
STRIKEOUTS																																						
Shelby Miller 2012	160																																					
Brian Barnes 1998	154																																					
Dan Haren 2004	150																																					
Adam Wainwright 2005	147																																					
Lance Lynn 2010	141																																					
<table border="1"> <thead> <tr> <th colspan="2">EARNED RUN AVERAGE^</th> </tr> </thead> <tbody> <tr><td>John Gast 2013</td><td>1.16</td></tr> <tr><td>David Aardsma 2014</td><td>1.29</td></tr> <tr><td>Victor Marte 2011</td><td>1.44</td></tr> <tr><td>Josh Kinney 2006</td><td>1.52</td></tr> <tr><td>Sam Tuivailala 2015</td><td>1.60</td></tr> </tbody> </table>	EARNED RUN AVERAGE^		John Gast 2013	1.16	David Aardsma 2014	1.29	Victor Marte 2011	1.44	Josh Kinney 2006	1.52	Sam Tuivailala 2015	1.60	<table border="1"> <thead> <tr> <th colspan="2">WHIP^</th> </tr> </thead> <tbody> <tr><td>Jerry Spradlin 2001</td><td>0.73</td></tr> <tr><td>Freddy Pacheco 2022</td><td>0.86</td></tr> <tr><td>Tim Cooney 2015</td><td>0.87</td></tr> <tr><td>Nerio Rodriguez 2003</td><td>0.90</td></tr> <tr><td>Mark Montgomery 2017</td><td>0.91</td></tr> </tbody> </table>	WHIP^		Jerry Spradlin 2001	0.73	Freddy Pacheco 2022	0.86	Tim Cooney 2015	0.87	Nerio Rodriguez 2003	0.90	Mark Montgomery 2017	0.91	<table border="1"> <thead> <tr> <th colspan="2">INNINGS PITCHED</th> </tr> </thead> <tbody> <tr><td>Jason Ryan 2003</td><td>189.2</td></tr> <tr><td>Adam Wainwright 2005</td><td>182.0</td></tr> <tr><td>John Webb 2006</td><td>176.2</td></tr> <tr><td>Larry Luebbers 1998</td><td>173.1</td></tr> <tr><td>Dennis Tankersley 2006</td><td>167.2</td></tr> </tbody> </table>	INNINGS PITCHED		Jason Ryan 2003	189.2	Adam Wainwright 2005	182.0	John Webb 2006	176.2	Larry Luebbers 1998	173.1	Dennis Tankersley 2006	167.2
EARNED RUN AVERAGE^																																						
John Gast 2013	1.16																																					
David Aardsma 2014	1.29																																					
Victor Marte 2011	1.44																																					
Josh Kinney 2006	1.52																																					
Sam Tuivailala 2015	1.60																																					
WHIP^																																						
Jerry Spradlin 2001	0.73																																					
Freddy Pacheco 2022	0.86																																					
Tim Cooney 2015	0.87																																					
Nerio Rodriguez 2003	0.90																																					
Mark Montgomery 2017	0.91																																					
INNINGS PITCHED																																						
Jason Ryan 2003	189.2																																					
Adam Wainwright 2005	182.0																																					
John Webb 2006	176.2																																					
Larry Luebbers 1998	173.1																																					
Dennis Tankersley 2006	167.2																																					
^ = min. 30 IP																																						

PLAYER DEVELOPMENT

SPRINGFIELD CARDINALS (AA)



Hammons Field
955 East Trafficway
Springfield, MO 65802
(417) 863-2143 • springfieldcardinals.com

Vice President & General Manager: Dan Reiter
Media Contact: Andrew Buchbinder
abuchbinder@cardinals.com
Athletic Trainer: Alex Wolfinger
Strength & Conditioning: Spencer Clevenger



JOSÉ LEGER

MANAGER

Leger enters his third season as manager of the Springfield Cardinals and sixth as a coach in the Cardinals organization. He spent three seasons as the Latin American Field & Academy Development Coordinator at the Cardinals Dominican complex in Boca Chica (2018-20).

Prior to joining the Cardinals organization, Leger served as a manager across three levels in the New York Mets organization from 2010-17 where he compiled a 389-368 career record. He was named the 2015 South Atlantic League Manager of the Year after piloting Savannah (A) to a playoff berth with an overall record of 84-53. During his time in the Mets system, he had a role in developing well known prospects Amed Rosario, Dominic Smith, Luis Guillorme and Tomas Nido. Leger has previously served as a coach for Tigres del Licey in the Dominican Winter League and was the bench coach for former Mets manager Luis Rojas' Escogido Dominican Winter League team that won the DWL championship for the 2015-2016 season.

Leger started his collegiate career at Middle Georgia College (2001-02), where the Warriors qualified for the JUCO World Series both seasons and he was named to Georgia's All-Star team in 2002. He then transferred to Georgia College & State University (Division II) for the 2003 and 2004 seasons and was named to the Peach Belt All-Conference team both years.

Signed as a non-drafted free agent by Minnesota in July 2004, Leger played in 154 minor league games in the Twins systems as a catcher and infielder from 2004-08. He advanced as high as Double-A in the Eastern League at New Britain (CT) in 2006, before an injury to his right shoulder kept him from playing in 2007 and 2008. He ended his professional career with a batting average of .269 with 2 HR and 67 RBI. He started his coaching career in 2009, serving as hitting coach for the DSL Twins.

Leger, 40, resides in Santo Domingo with his wife, Estela and their two sons, Jose Joaquin and Eduardo Jose.



BROCK HAMMIT

HITTING COACH

Hammit joins the Cardinals in his first season as hitting coach in the organization after coming from the Brewers organization. Hammit spent his three previous seasons as a coach with the Arizona Summer League Brewers (2022) and as a development coach.

A local talent who played college baseball at Southern Illinois University-Edwardsville (2018), High Point University (2016-17) and Hutchinson Community College (2015).

Hammit, 28, resides in Nixa, Missouri.



ERIC PETERSON

PITCHING COACH

Peterson enters his first season as pitching coach with Springfield and second season with the Cardinals organization previously serving as a fourth coach in the Cardinals minor league system.

Most recently, Peterson was the graduate assistant pitching coach at Bloomsburg University in 2022.

His coaching career began in 2018 with Neumann University then moved on to USA Baseball as the Baseball Operations intern for the Prospect Development Pipeline.

The former 37th round draft pick of the Houston Astros in 2014 played college baseball at Temple University before the program was eliminated and moved on to North Carolina State University.

Peterson, 30, resides in Bear, Delaware.



WILL HAWKS

COACH

Hawks enters his first year as a coach in the Cardinals organization and as a coach for double-A Springfield. Prior to joining the Cardinals, Hawks was most recently a coach at Lipscomb University and served as a graduate assistant at Austin Peay State University and Cumberland University.

Outside of the university schedule, Hawks gained valuable experience as the bullpen coach for the Falmouth Commodores in the prestigious Cape Cod Summer League in 2019. The previous summer, Hawks was associate head coach of the Nashville Knights.

Hawks playing career stems from Cumberland (TN) University where he was a pitcher on the baseball team while completing his bachelor's degree in Health and Human Performance with a Master's degree of Science in Leadership and Organizational Administration from Austin Peay.

Hawks, 26, resides in Murfreesboro, Tennessee.



2022 SPRINGFIELD CARDINALS STATISTICS

Manager: José Leger (2nd season) / Overall: 113-145 (.438)
Record: 68-70 (7th of 10 in Texas League, 4th of 5 in North Division); Home: 31-38 / Away: 37-32
Streaks: W7 (June 21-28) & L6 (July 30-August 5)
Runs: 840 scored (1st in Texas League); 813 allowed (8th)
Home Runs: 178 (7 Grand Slams), 186 allowed
Shutouts: 4-7
One-Run Games: 15-17
Extra Inning Games: 5-5
Postseason: N/A
Attendance: 259,044 (6th in Texas League)
Post-Season All-Stars: 3B Jordan Walker (Top Prospect), OF Moisés Gómez (MVP)
League Leaders: Jordan Walker (Runs, 100)

Most games at each position

1B Malcom Nuñez 68	OF Matt Koperniak 90	C Julio Rodríguez 52
2B Nick Dunn 103	OF Justin Toerner 65	SP Kyle Leahy 26
3B Jordan Walker 70	OF Jonah Davis 60	RP Michael Brettell 45
SS MASN Winn 84	DH Chandler Redmond 42	RP Dalton Roach 40

SPRINGFIELD ALL-TIME SINGLE-SEASON LEADERS

(since 2005)

BATTING AVERAGE*	TOTAL BASES	OPS (ON-BASE + SLUGGING)*
Tyler Minges.....2005324	Oscar Taveras.....2012 273	Tyler Minges.....2005956
Oscar Taveras.....2012321	Matt Adams.....2011 262	Oscar Taveras.....2012953
Mike O'Neill.....2013320	Colby Rasmus.....2007 260	Alex Castellanos2011941
Alex Castellanos2011319	Allen Craig.....2008 250	Colby Rasmus.....2007932
Jose Garcia.....2011318	Travis Hanson.....2005 250	Matt Adams2011923
HITS	WALKS	HOME RUNS
Charlie Tilson2015 159	Xavier Scruggs.....2013 82	Matt Adams2011 32
Travis Hanson.....2005 155	Greg Garcia.....2012 80	Xavier Scruggs.....2013 29
Allen Craig.....2008 154	Ruben Gotay.....2013 72	Colby Rasmus.....2007 29
Oscar Taveras.....2012 153	Mike O'Neill2013 71	Luken Baker.....2021 26
Alex Castellanos2011 152	James Rapoport.....2009 71	Two tied with2013 23
RUNS	RUNS BATTED IN	STOLEN BASES
Jordan Walker.....2022 100	Matt Adams.....2011 101	Charlie Tilson2015 46
Tyler Minges.....2005 98	Travis Hanson.....2005 97	Oscar Mercado2017 38
Colby Rasmus.....2007 93	Oscar Taveras.....2012 94	Mike Antico.....2022 30
Charlie Tilson2015 85	Xavier Scruggs.....2012 91	Mike McCoy2006 30
Allen Craig.....2008 84	Ruben Gotay.....2013 89	MASN Winn2022 28
WINS	SAVES	STRIKEOUTS
Randy Leek.....2005 15	Chris Perez2007 27	Kyle Leahy2022 144
Eric Haberer.....2007 13	Mark Worrell.....2006 27	Austin Gomber.....2017 140
David Kopp.....2010 12	Keith Butler.....2012 25	Johan Oviedo.....2019 128
Trey Hearne2009 12	Fernando Salas.....2008 25	Michael Blazek.....2011 128
Eight tied with2011 11	Francisco Samuel.....2009 22	Sam Gaviglio.....2014 126
EARNED RUN AVERAGE^	WHIP^	INNINGS PITCHED
Joey Donofrio2014 0.87	Lee Stoppelman2013 0.85	Randy Leek2005 185.2
Scott Gorgen.....2010 1.26	Jason Buursma.....2010 0.85	Jordan Pals2006 160.1
Josh Kinney.....2005 1.29	Jack Flaherty.....2017 0.92	Jordan Pals2005 159.2
Lee Stoppelman2013 1.35	Joey Donofrio.....2014 0.93	Mitchell Boggs.....2007 152.1
Luke Weaver.....2016 1.40	Evan Kruczynski2018 0.93	Eric Haberer.....2007 152.0

* = min. 350 PA

^ = min. 30 IP

PEORIA CHIEFS (High-A)



Dozer Park
730 SW Jefferson Avenue
Peoria, IL 61605
(309) 680-4000 • peoriachiefs.com

General Manager: Jason Mott
Media Contact: Cody Schindler
cody.s@peoriachiefs.com
Athletic Trainer: Paden Eveland
Strength & Conditioning: Ryan Duffy



PATRICK ANDERSON

MANAGER

Patrick Anderson enters his second season as manager in Peoria and with the Cardinals organization.

Prior to joining the Cardinals, Anderson managed for the Princeton WhistlePigs in 2021, a summer collegiate league team formerly of the Appalachian League.

Anderson's affiliated managerial experience comes from seven years in the Nationals organization (2013-19) as manager with the Hagerstown Suns (2014-19) and Gulf Coast League Nationals (2013). On May 1, 2022 vs. Wisconsin, Anderson recorded his 500th career win in minor league baseball (544-484).

The 2013 GCL Nationals ran off a 49-9 record in his only season with the Rookie Level affiliate and set a Minor League Baseball record for best domestic regular season win pct. (.845) at the time. The Nationals swept through the postseason to the championship over the Pirates (1-0) and Red Sox (2-0). Lucas Giolito, Wander Suero and Nick Pivetta were a few of the players who reached the Majors from that talent-laden squad.

Following a college playing career at Mars Hill University (N.C.) and three years of Independent League baseball, Anderson started his coaching career in 1996 as an assistant with Gannon (Pa.) University. Posts followed at Hofstra University as an assistant coach (1999-2001) and head coach (2009-11). Sandwiched between his college coaching were coaching positions in the Royals organization in the GCL (2001), Midwest League (2002-06), Pioneer League (2007) and Appalachian League (2008).

Anderson, 50, resides in Columbia, Mo., with his wife Larissa, the current head softball coach of the Missouri Tigers, where she has compiled a 134-70 record entering the 2023 season.



CASEY CHENOWETH

HITTING COACH

Chenoweth joins the Cardinals organization for his first season as the hitting coach at Peoria. Prior to the Cardinals, Chenoweth was most recently with the Diamondbacks as a hitting coordinator from 2020-22 in Scottsdale.

His professional coaching career began with the Giants organization as a hitting coach with the Dominican Summer League entry and he spent the 2017-18 seasons with the rookie development league. The following season, Chenoweth was promoted to the Arizona Summer League where the Giants entry set a franchise record with 43 wins and advanced to the postseason.

Chenoweth, 30, played college baseball starting at Compton (CA) College for a season before transferring to East Central (OK) University. He also studied Psychology at Yale University in 2020. Among his licenses and certifications are Driveline, Marucci Bat Performance testing, OnBase and Rapsoto.

Chenoweth was a volunteer coach for the MLB Urban Youth Academy and is bi-lingual in Spanish and English. He and his wife Annyssa reside in Bentonville, Arkansas.



EDWIN MORENO

PITCHING COACH

Moreno enters his fourth season as a coach in the Cardinals organization and second as pitching coach for Peoria after serving his previous two seasons as pitching coach for the club's Dominican Summer League affiliates. He previously served as the pitching coach for the Dominican Summer League Yankees in 2019.

The former right-handed pitcher played 11 professional seasons from 2000-10, making his Major League debut for San Diego in 2009. The right-hander went 1-3 with a 4.84 ERA (22.2 IP), with 15 strikeouts in 19 relief appearances for the Padres. Moreno was a Mid-Season All-Star for Portland (AAA) in the Pacific Coast League, and named a Mid-Season All-Star pitching for Petroleros de Minatitlan in the 2007 Mexican League, where he was 8-3 with a 2.71 ERA (103.0 IP) and 80 strikeouts in 17 games (14 starts). Moreno, 42, resides in Venezuela.



CHRISTINA WHITLOCK

COACH

Whitlock begins her first season as coach for Peoria and her third season as a member of the Cardinals player development staff, previously working as a fourth coach during the COVID-shortened 2020 season and Tech Fellow in 2021.

Prior to her coaching in professional baseball, Whitlock coached softball for 20 years, most recently as an assistant coach at Furman University in 2019. She also coached internationally with the British National Team in 2017-18.

Whitlock played softball for the U.S. Womens National team and collegiately at the University of South Carolina from 1994-97 where she was a two-time All-American (1995, 1997). She still holds the school record for career at-bats (842) and doubles (57) and ranks in the Top 5 in batting, hits, runs, triples, RBI, stolen bases and games played. Her 36 career triples ranks 3rd all-time in NCAA Division 1 history.

The Gamecocks made four straight NCAA Regionals and a College World Series appearance her senior season when South Carolina joined the Southeastern Conference and ran off a 25-1 league mark en route to a school record 63-5 campaign.

Whitlock, 47, has two sons, Aaron and Brian, and resides in Columbia, South Carolina.



2022 PEORIA CHIEFS STATISTICS

Manager: Patrick Anderson (1st season)

Record: 56-76 (9th of 12 in Midwest League, 5th of 6 in West Division); Home: 29-37 / Away: 27-39

Streaks: W5 (April 14-17) & L9 (May 3-12)

Runs: 579 scored (T9th in Midwest League); 661 allowed (10th)

Home Runs: 96 (3 Grand Slams), 126 allowed

Shutouts: 5-9

One-Run Games: 14-24

Extra Inning Games: 3-11

Postseason: N/A

Attendance: 135,784 (11th in Midwest League)

League Leaders: LJ Jones (Doubles, 33), Austin Love (SO, 151; GS, 25; IP, 125.2), Dionys Rodríguez (GS, 25), Michael McGreevy (CG, 1)

Most games at each position

1B Thomas Francisco 38	OF Tommy Jew 103	C Carlos Soto 35
2B Francisco Hernández 78	OF Tyler Reichenborn 78	SP Austin Love 25
3B Noah Mendlinger 62	OF Todd Lott 73	SP Dionys Rodríguez 25
SS Mack Chambers 50	DH LJ Jones 63	RP Nathanael Heredia 41

PEORIA ALL-TIME SINGLE-SEASON LEADERS

(since 2002)

Affiliates: Peoria Chiefs (1995-2004, 2013-present), Quad Cities Swing/River Bandits (2005-12)

BATTING AVERAGE*	TOTAL BASES	OPS (ON-BASE + SLUGGING)*
Eliezer Alvarez2016323	Matt Adams2010 251	Daric Barton2004956
Elehuris Montero2018322	Shaun Boyd2002 245	Colin Walsh2012949
Brendan Ryan2004322	Gabe Johnson2002 238	Elehuris Montero2018910
Cody Haerther2004316	John Nelson2002 218	Matt Adams2010896
Colin Walsh2012314	Travis Hanson2003 214	Eliezer Alvarez2016879
HITS	WALKS	HOME RUNS
Shaun Boyd2002 163	Matt Shepherd2005 87	Gabe Johnson2002 26
Magneuris Sierra2016 161	Jonathan Rodriguez2011 77	Matt Adams2010 22
Breyvic Valera2013 159	Daric Barton2004 69	Jonathan Rodriguez2011 20
Anthony Monegan2004 151	Nick Plummer2018 67	Anthony Garcia2012 19
Travis Hanson2003 146	Nick Martini2012 64	Randy Roth2006 18
RUNS	RUNS BATTED IN	STOLEN BASES
Anthony Monegan2004 97	Gabe Johnson2002 101	Matt Lemanczyk2003 56
Matt Lemanczyk2005 92	Matt Adams2010 97	Oscar Mercado2015 50
Shaun Boyd2002 91	Brady Whalen2019 94	Matt Lemanczyk2005 48
Matt Williams2012 89	Travis Hanson2003 91	C.J. McElroy2014 41
Magneuris Sierra2016 78	Tim Lemon2002 89	Mike Antico2022 37
		* = min. 350 PA
WINS	SAVES	STRIKEOUTS
Austin Gomber2015 15	Kenneth Maiques2007 31	Austin Love2022 151
Tyler Johnson2002 15	Kyle Grana2015 24	Austin Gomber2015 140
Anthony Ferrara2011 13	Jared Blasdel2002 23	Shelby Miller2010 140
Trey Hearne2006 12	Mike Sillman2005 22	Alex Reyes2014 137
Stu Pomeranz2004 12	Jason Burch2004 21	Trevor Rosenthal2011 133
EARNED RUN AVERAGE^	WHIP^	INNINGS PITCHED
Tommy Parsons20190.26	Tommy Parsons20190.54	Mike Wodnicki2002154.2
Patrick Dayton20180.78	Jordan Swagerty20110.67	Aaron Russelburg2002146.2
Kyle Grana20150.78	Gordon Graceffo20220.68	Matt Pearce2015144.2
Zach Petrick20130.83	Mike O'Reilly20170.68	Brandon Dickson2007144.0
Gordon Graceffo20220.99	Jared Blasdel20020.73	Two tied with140.1

^ = min. 30 IP

PALM BEACH CARDINALS (Low-A)



Roger Dean Chevrolet Stadium
 4751 Main St.
 Jupiter, FL 33458
 (561) 775-1818 • palmbeachcardinals.com

General Manager: Mike Bauer
Media Contact: Ryer Gardenswartz
ryer@rogerdeanchevroletstadium.com
Athletic Trainer: Jeff Case
Strength & Conditioning: Campbell Quirk



GARY KENDALL

MANAGER

Gary Kendall enters his second season with the Cardinals and second as manager of the Palm Beach Cardinals. Previously, he was manager of the Triple-A Norfolk Tides for two seasons and 18 years managing overall in the Orioles organization.

In 2022, Kendall led Palm Beach to a first half title before falling to St. Lucie in the opening round of the FSL playoffs.

He has led five teams to the postseason in his career including an Eastern League Championship with the 2015 Bowie Baysox (AA) and the 2013 Arizona Fall League Championship with the Surprise Saguaros. Overall, Kendall has compiled a 1,081-1,145 record as a manager in the minor leagues.

His field manager career began with Bluefield in 2004 and spanned the next 16 seasons through Delmarva (2005-07), Aberdeen (2008-10) Bowie (2011-18) and Norfolk (2019 & 2021). Kendall holds the record for most managerial wins for Bowie with 570 over his eight years with the Double-A club.

Kendall, 59, resides in Princess Anne, Maryland in the off-season with his wife Merlita and daughter, Isabel.



WILLI MARTIN

HITTING COACH

Martin begins his third season in the Cardinals organization and first season as hitting coach with Palm Beach. Last season, Martin was hitting coach in Peoria and was hired as a 4th Coach with the Springfield Cardinals in 2020 before COVID-19 protocols canceled the season.

Martin played high school baseball at Tampa Jesuit (2007-10), where he was teammates with Lance McCullers, Jr. and former Cardinals minor league catcher Joe Hudson. His collegiate career took him to Liberty University for three seasons as a pitcher before transferring to Southeastern University (Fla.) to become a position player/hitter. Martin was named a NAIA All-American in 2015 as a first baseman at Southeastern before playing three years of Independent Professional Baseball in the Frontier League (2015-17).

During the 2021 season, Martin was the Director of Player Development for the United Shore Professional Baseball League after serving two years in the league as the Assistant Manager of the Utica (Mich.) Unicorns (2018-2019).

Martin, 31, resides in St. Petersburg, Florida in the off-season.



GIOVANNI CARRARA

PITCHING COACH

Giovanni Carrara begins his ninth season in the Cardinals organization and second as pitching coach for Palm Beach after seven seasons as pitching coach for the Gulf Coast League Cardinals. He also served as pitching coach for the Dominican Summer League Cardinals in 2015.

The 2018 GCL squad, which advanced to the league championship, led the league with 40 wins and had the league ERA champion in Perry DellaValle. The 2016 club captured the GCL Championship behind five wins and a 2.32 ERA from Franyel Casadilla, who also tossed five shutout innings in a game one, 3-0 win in the finals vs. the GCL Phillies.

Carrara was originally signed as a non-drafted free agent out of Venezuela by the Blue Jays in 1990. He pitched in parts of 10 MLB seasons (1995-2006), appearing in games with the Blue Jays (1995-96), Reds (1996-97), Rockies (2000), Dodgers (2001-02, 2004-06) and Mariners (2003). He posted a 29-18 career record with a 4.69 ERA in 313 games (18 starts).

He posted a career-best 2.18 ERA in 2004 when he went 5-2 with two saves in 42 appearances as an integral part of the Dodgers bullpen. The Dodgers claimed the National League West Division that season, and Carrara made three postseason appearances before his team fell to St. Louis in the NL Division Series. Carrara pitched in a career-high 72 games at the age of 37 in 2005, winning a career-high seven games in a relief role.

Carrara, 55, represented Italy in the 2007 Euros due to his parents heritage from Italy. He resides in El Tigre, Venezuela, in the off-season.



BERNARD GILKEY

COACH

Gilkey enters his first season as a coach with Palm Beach following three seasons as hitting coach in the Florida Complex League. He has previously worked with the Cardinals Core staff in Baseball Operations.

The former Cardinals outfielder played 12 Major League seasons with five organizations (Cardinals, Mets, Diamondbacks, Braves and Red Sox). He compiled a .275 BA with 118 HR and 546 RBI over 1,239 career games. His finest season came with the Mets in 1996 batting .317 with 30 HR and 117 RBI, finishing 14th in the National League MVP voting.

Off the field, Gilkey made an appearance as an actor in the 1997 hit movie "Men in Black."

Gilkey, 56, resides in Chesterfield, Mo., with his wife Patrice. The couple have two sons, Jaelen, who played college baseball at Central Arizona JC and Miles College, and Caeven, who played at High Point University.



2022 PALM BEACH CARDINALS STATISTICS

Manager: Gary Kendall (1st season)

Record: 67-61 (3rd of 10 in Florida State League, 2nd of 4 in East Division); Home: 39-25 / Away: 28-36

Streaks: W7 (June 21-28, August 25-September 2) & L6 (May 10-15)

Runs: 525 scored (9th in Florida State League); 543 allowed (4th)

Home Runs: 76 (1 Grand Slam), 78 allowed

Shutouts: 5-14

One-Run Games: 21-24

Extra Inning Games: 6-8

Postseason: Lost 0-2 vs. St. Lucie in FSL Semifinals* (*Second Half Division Champion)

Attendance: 36,880 (8th in Florida State League)

Post-Season All-Stars: RHP Tink Hence (Pitcher of the Year), RHP Andrew Marrero

League Leaders: Trent Baker (ERA, 3.14; Wins, 9; SO, 138; GS, 25; IP, 123.1), Andrew Marrero (Saves, 11)

Most games at each position

1B Brady Whalen 47	OF Adanson Cruz 56	C Leonardo Bernal 37
2B Brandon Hernández 37	OF Matt Chamberlain 49	SP Trent Baker 25
3B Sander Mora 48	OF Tyler Reichenborn 41	RP Andrew Marrero 32
SS Jeremy Rivas 117	DH Aaron McKeithan 30	RP Roy García 29

PALM BEACH ALL-TIME SINGLE-SEASON LEADERS

(since 2003)

BATTING AVERAGE*

Mike O'Neill 2012342
Daryl Jones 2008326
David Popkins 2013317
Allen Craig 2007312
Charlie Tilson 2014308

TOTAL BASES

Allen Craig 2007 224
Jonathan Rodriguez 2013 219
Alex Castellanos 2010 212
Ryan Barthelemy 2006 210
Xavier Scruggs 2011 203

OPS (ON-BASE + SLUGGING)*

Allen Craig 2007899
Daryl Jones 2008881
Mike O'Neill 2012859
Jonathan Rodriguez 2013854
David Popkins 2013840

HITS

Juan Lucena 2006 141
Mike O'Neill 2012 132
Allen Craig 2007 132
Jonathan Rodriguez 2013 129
Starlin Rodriguez 2012 129

WALKS

Casey Grayson 2016 94
Dan Nelson 2007 80
Mike O'Neill 2012 70
Luke Voit 2015 63
Alan Ahmady 2011 62

HOME RUNS

Xavier Scruggs 2011 21
Allen Craig 2007 21
Matt Dryer 2005 21
Jonathan Rodriguez 2013 18
Joe Mather 2006 16

RUNS

Allen Craig 2007 77
Dan Nelson 2007 76
Kramer Robertson 2018 74
Reid Gorecki 2004 74
Jonathan Rodriguez 2013 71

RUNS BATTED IN

Luke Voit 2015 77
Allen Craig 2007 77
Matt Dryer 2005 76
Joe Mather 2006 74
Jonathan Rodriguez 2013 72

STOLEN BASES

Rayner Laya 2004 41
C.J. McElroy 2015 39
Oscar Mercado 2016 33
Matt Lemanczyk 2004 33
Darren Seferina 2016 32

* = min. 350 PA

WINS

Adam Ottavino 2007 12
Tyler Norrick 2007 11
Buddy Blair 2004 11
Three tied with 10

SAVES

Mike Sillman 2006 35
Mark Worrell 2005 35
Luke Gregerson 2007 29
Francisco Samuel 2008 29
Adam Reifer 2009 21

STRIKEOUTS

Trent Baker 2022 138
Tyler Norrick 2007 134
Adam Ottavino 2007 128
Jack Flaherty 2016 126
Mitchell Boggs 2006 126

EARNED RUN AVERAGE^

Zach Petrick 2013 0.27
Mike Sillman 2006 1.10
Keith Butler 2011 1.25
Andrew Marrero 2022 1.27
Josh Lucas 2015 1.29

WHIP^

Zach Petrick 2013 0.75
Troy Cate 2006 0.78
Richard Castillo 2012 0.83
Jimmy Reed 2015 0.86
Daniel Ponce de Leon 2015 0.87

INNINGS PITCHED

Tyler Norrick 2007 165.1
Buddy Blair 2004 161.2
Richard Castillo 2009 148.2
Mitchell Boggs 2006 145.0
Eric Fornataro 2011 144.2

^ = min. 30 IP

FLORIDA COMPLEX LEAGUE CARDINALS (ROOKIE)



**Cardinals Complex at
 Roger Dean Chevrolet Stadium**
 4795 University Drive
 Jupiter, FL 33458



Director of Operations: Luis Morales
Athletic Trainer: Kiomy Martinez-Ortiz
Strength & Conditioning: Grace Cullen & Harben Filho Branco



ROBERTO ESPINOZA

MANAGER

Espinoza enters his 10th season in a coaching role for the Cardinals organization and his third as manager for the FCL Cardinals. Previously, he served as manager for the Johnson City Cardinals (2017-20) where he won the 2019 Appalachian League Championship.

Prior to his managerial turn, Espinoza was hitting coach for the Appalachian League Champion squad in 2016. In 2015, Espinoza was hitting coach for the GCL Cardinals following a year as the bullpen assistant in St. Louis.

The former Cardinals minor league catcher was originally signed by the Cardinals as a non-drafted free agent out of Palo Negro, Venezuela, in March 2006.

He played five seasons in the Cardinals organization before an injury sidelined him during the 2011 and 2012 seasons, when he pursued a career in coaching. Espinoza played in 202 games, advancing as far as Palm Beach (High-A) in 2010.

Espinoza, 34, resides in Palm Beach Gardens, Fla., in the off-season with his wife Johely and children Roberto Alexander and Valeria.



ERICK ALMONTE

HITTING COACH

Erick Almonte enters his 10th season as a coach in the Cardinals organization and his first as hitting coach for the Florida Complex League Cardinals.

Almonte spent three seasons as a manager in the Cardinals system, with Peoria from 2019-20 and the Gulf Coast League Cardinals in 2018. The 2018 GCL squad led the league with 40 wins (40-16) while averaging a league-best 6.2 runs per game. The team advanced to the GCL Championship, defeating the Phillies before losing in three games to the Tigers.

Almonte also previously served as hitting coach for the 2017 Florida State League Co-Champion Palm Beach Cardinals, which had the fewest strikeouts in the league (919).

Almonte was signed as a non-drafted free agent by the Yankees in 1996 out of the Dominican Republic and played professionally for 17 years. His career included four MLB organizations: Yankees (1997-03), Rockies (2004), Tigers (2007-08) and Brewers (2009-12). Almonte also played for Japan's Nippon Ham Fighters in 2005.

Almonte, 45, and his wife Nicole Noesi, reside in Santo Domingo, Dominican Republic with their three children, Erick Manuel, Luis Gabriel and Eva. His brother, Hector, pitched in parts of two seasons with the Marlins, Red Sox and Expos.



DERNIER OROZCO

PITCHING COACH

Orozco enters his first season as pitching coach with the Florida Complex League Cardinals and 18th in the Cardinals organization, serving at five different levels of player development. He was the pitching coach at Memphis (AAA) the past five seasons (2017-22).

The 2021 Memphis staff was led by Matthew Liberatore, who finished with a 2.67 ERA over his last 10 starts despite never pitching above Low-A prior to the start of the season.

The 2018 Redbirds led the Pacific Coast League with a 3.54 ERA out-distancing second place Oklahoma City (3.92) and allowed the fewest hits, en route to the league championship and Triple-A National Championship. The Redbirds pitching staff was led by Dakota Hudson, the PCL Pitcher of the Year and 2018 Cardinals Minor League Pitcher of the Year.

Orozco previously spent three seasons as pitching coach with Peoria (A), all of which included trips to the Midwest League playoffs, following two seasons with State College (A) in the New York-Penn League.

His Cardinals coaching career began in 2006 as a coach in the Venezuelan Summer League for three years before receiving the title of pitching coach in Venezuela in 2010. He was the pitching coach for the Gulf Coast League Cardinals in 2009 and 2011.

The right-handed Orozco pitched six pro seasons in the Red Sox organization. He posted a 1.88 ERA in 14 Venezuelan Summer League outings (three starts) in 2002, and went 4-2 over 14 games (29.2 IP) for the GCL Red Sox in 2003, his final season.

Orozco, 42, resides in Venezuela in the off-season.



LUIS ARENADO

COACH

Arenado enters his first season as coach in the Florida Complex League.

Previously, Arenado worked a Sports Science fellowship for the Florida Complex League and Palm Beach Cardinals.

He played three years in college with two years at Florida International University (2018-19) and one season at Shorter University (2020).

Arenado, 24, resides in Miami, Florida. He is the first cousin of Cardinals third baseman Nolan Arenado.



2022 FLORIDA COMPLEX LEAGUE CARDINALS STATISTICS

Manager: Roberto Espinoza (2nd season) / Overall: 49-58 (.458)
Record: 25-29 (11th of 16 in FCL, 5th of 6 in East Division); Home: 12-15 / Away: 13-14
Streaks: W3 (June 11-14, July 21-25) & L8 (June 20-July 2)
Runs: 213 scored (15th in FCL); 254 allowed (8th)
Home Runs: 26 (0 Grand Slams), 27 allowed
Shutouts: 2-5
One-Run Games: 12-8
Extra Inning Games: 4-3
Postseason: N/A
League Leaders: Samil De La Rosa (HR, 6), Edwin Nuñez (Games, 22)

Most games at each position

1B Francis Reynoso..... 24	OF Jose Cordoba..... 37	C Carlos Linarez..... 29
2B Adari Grant..... 27	OF Romtres Cabrera..... 26	SP Benjamin Arias..... 11
3B Raul Guzman..... 23	OF Won-Bin Cho..... 23	RP Edwin Nuñez..... 22
SS Lizandro Espinoza..... 23	DH Ryan Holgate..... 10	RP Randel Clemente..... 18

COMPLEX LEAGUE ALL-TIME SINGLE-SEASON LEADERS (since 2007)

BATTING AVERAGE*

Magneuris Sierra.....2014..... .386
Dennis Ortega.....2016..... .357
Iván Herrera.....2018..... .348
Andrew Warner.....2018..... .342
Allen Cordoba.....2015..... .342

TOTAL BASES

Magneuris Sierra.....2014..... 102
Allen Cordoba.....2015..... 85
Malik Collymore.....2014..... 85
Elehuris Montero.....2017..... 81
Two tied with..... 80

OPS (ON-BASE + SLUGGING)*

Andrew Warner.....2018..... 1.046
Magneuris Sierra.....2014..... .939
Oswaldo Morales.....2007..... .926
Iván Herrera.....2018..... .923
Malik Collymore.....2014..... .883

HITS

Magneuris Sierra.....2014..... 78
Allen Cordoba.....2015..... 69
Bladimil Franco.....2015..... 65
Michael Pritchard.....2014..... 60
Malik Collymore.....2014..... 59

WALKS

Nick Plummer.....2015..... 39
Guillermo Toribio.....2007..... 34
Sam Tuivailala.....2010..... 29
Taylor Bryant.....2017..... 27
Rainel Rosario.....2008..... 26

HOME RUNS

Edgar Lara.....2007..... 8
Oswaldo Morales.....2007..... 8
Francisco Hernandez.....2019..... 7
Roberto De La Cruz.....2010..... 7
Two tied with..... 6

RUNS

Nick Plummer.....2015..... 43
Magneuris Sierra.....2014..... 42
Allen Cordoba.....2015..... 40
Edmundo Sosa.....2014..... 37
Michael Pritchard.....2014..... 36

RUNS BATTED IN

Elehuris Montero.....2017..... 36
Malik Collymore.....2014..... 34
Edgar Lara.....2007..... 32
Josh Shaw.....2018..... 30
Magneuris Sierra.....2014..... 30

STOLEN BASES

Tony Bryant.....2012..... 18
D'Marcus Ingram.....2007..... 17
Steven Ramos.....2010..... 15
Yoenny Gonzalez.....2012..... 14
Starlin Rodriguez.....2010..... 14

* = min. 120 PA

WINS

Brian Pirela.....2018..... 10
David Oca.....2015..... 7
Victor Villanueva.....2022..... 5
Nathanael Heredia.....2019..... 5
Four others tied with..... 5

SAVES

Willy Paulino.....2011..... 12
Edgar Escobar.....2018..... 9
Manuel De La Cruz.....2010..... 9
Omar Sanchez.....2021..... 7
Two tied with..... 6

STRIKEOUTS

Perry DellaValle.....2018..... 67
Junior Fernández.....2015..... 58
Derian Gonzalez.....2015..... 55
David Oca.....2015..... 55
Two tied with..... 52

EARNED RUN AVERAGE^

Connor Coward.....2018..... 0.88
Ian McKinney.....2013..... 0.89
Reynier Gonzalez.....2007..... 1.01
Javier Avendano.....2010..... 1.35
Fidencio Flores.....2012..... 1.56

WHIP^

Connor Coward.....2018..... 0.73
Manuel De La Cruz.....2010..... 0.88
Fidencio Flores.....2012..... 0.92
Tyler Melling.....2011..... 0.92
Michael Santana.....2010..... 0.96

INNINGS PITCHED

Brian Pirela.....2018..... 69.2
Sandy Alcantara.....2015..... 64.1
David Oca.....2015..... 63.2
Junior Gonzalez.....2017..... 59.1
Ramon Ulacio.....2011..... 58.1

^ = min. 30 IP

DOMINICAN SUMMER LEAGUE CARDINALS (ROOKIE)



Cardinals Academy

Jubey, La Malena
Boca Chica, Dominican Republic



Academy Administrator: Aaron Rodriguez

Athletic Trainer: Albert Navarro

Strength & Conditioning: Gerardo De Leon & Elvis Hernandez



FRAY PENICHE

MANAGER

Peniche begins his 13th season as manager of the Dominican Summer League Cardinals and has compiled a 376-373 record over that time.

The 2018 DSL Cardinals Blue squad made their first postseason appearance since the Cardinals Dominican Academy opened, while running off a franchise best 51 wins and boasting the league batting champion in Malcom Nuñez.

Prior to his time with the Cardinals, Peniche spent 12 seasons in the Detroit Tigers organization, four as manager of the DSL Tigers (2007-10). Peniche began his coaching career with the Oneonta Tigers (SS) in 1999, then moved on as a coach with the DSL Tigers from 2000-06.

Peniche was signed as a non-drafted free agent by the Tigers and played four seasons in their minor league system. He spent three seasons with the Gulf Coast League Tigers (1995-97) and one season in the New York-Penn League with the Jamestown Jammers (1998).

Peniche, 46, resides in Santo Domingo Este, Dominican Republic, with his wife, Sandy, and two children, Aaron and Fray Antonio.



LUIS CRUZ

HITTING COACH

Cruz enters his fifth season as a coach for the DSL Cardinals and third as hitting coach.

The former Cardinals catcher and first baseman was signed out of the Dominican Republic as an 18-year old and played 287 career minor league games in the Cardinals organization over seven seasons. He batted .264 with 14 home runs and 101 RBI, reaching as high as Triple-A Memphis in 2016, making an appearance in two games.

From 2017-18, Cruz played Independent League baseball in York of the Atlantic League and participated in the Dominican Winter League for Toros del Este.

Cruz, 29, resides in Cotui, Dominican Republic in the off-season.



BILL VILLANUEVA

PITCHING COACH

Villanueva returns for his eighth season as pitching coach of the DSL Cardinals. He coached in Johnson City (R) for the 2015 season, and previously served in the same capacity for the DSL Cardinals from 2008-14. Villanueva joined the Cardinals organization in 2005. After serving as an assistant pitching instructor at the Cardinals' complex in Jupiter, Fla., in 2008, he returned to coaching in 2009.

Villanueva was the pitching coach when former St. Louis Cardinals pitcher Carlos Martinez won the 2010 Dominican Summer League ERA title with a 0.76 ERA.

A former right-handed pitcher, Villanueva signed with the Marlins in 1995 and pitched six seasons in their minor league system. Overall, Villanueva was 14-28 with a 3.95 ERA in 77 career minor league games (61 starts). Villanueva also played for the Tigres de Licey from 1998-2001 in the Caribbean Baseball Series.

The 44-year-old is a native of Santo Domingo, Dominican Republic.



WILMAN MADERA

ASST. PITCHING COACH

Wilman Madera returns to the Dominican Summer League Cardinals for his second season as assistant pitching coach. He started his coaching career as a bullpen coach for the Gigantes de Barranquilla from 2020-21.

Signed by the Cardinals as an international free agent as a 16-year old out of Colombia in 2016, Madera played four professional seasons, reaching the Gulf Coast League Cardinals and posting career marks of 4-5 with a 5.11 ERA over 66 appearances compiling 119.2 innings.

Madera, 23, resides in Cartagena, Colombia.

WESSLYE CUAS

COACH

Wesslye Cuas enters his first season as a coach for the DSL Cardinals.



2022 DOMINICAN SUMMER LEAGUE CARDINALS STATISTICS

Manager: Fray Peniche (12th season) / Overall: 376-373 (.502)
Record: 33-26 (16th of 49 in DSL, 4th of 9 in South Division); Home: 15-14 / Away: 18-12
Streaks: W5 (July 11-15) & L2 (10 times)
Runs: 357 scored (7th in DSL); 314 allowed (32nd)
Home Runs: 39 (1 Grand Slam), 29 allowed
Shutouts: 3-2
One-Run Games: 6-10
Extra Inning Games: 0-2
Postseason: N/A
League Leaders: Alexander Beltre (CG, 1)

Most games at each position

1B Yancel Guerrero 33	OF Jose Cordoba 37	SP Darlin Saladin 12
2B Anyelo Encarnacion 30	OF Romtres Cabrera 26	SP Leonel Sequera 11
3B Marcelo Perez 27	OF Won-Bin Cho 23	RP Jovi Galvez 19
SS Jonathan Mejia 32	C Justin Guerrero 20	RP Bruno López 19
DH Jonathan Mejia 12	C Alejandro Loaiza 20	RP Omar Yanez 19

DSL ALL-TIME SINGLE-SEASON LEADERS

(since 2005)

BATTING AVERAGE*

Malcom Nuñez.....2018..... .415
Darlin Moquete.....2019..... .390
Diowill Burgos2019..... .382
Robelys Reyes.....2011..... .378
Carlos Soler2018..... .372

TOTAL BASES

Brian Sanchez.....2016..... 149
Malcom Nuñez2018..... 127
Robelys Reyes.....2011..... 123
Joerlin De Los Santos...2018..... 117
Ronny Gil.....2009..... 112

OPS (ON-BASE + SLUGGING)*

Malcom Nuñez.....2018..... 1.272
Diowill Burgos2019..... 1.206
Brian Sanchez.....2016..... 1.075
Darlin Moquete.....2019..... 1.030
Robelys Reyes.....2011..... 1.007

HITS

Joerlin De Los Santos...2018..... 84
Robelys Reyes.....2011..... 84
Brian Sanchez.....2016..... 81
Ronny Gil.....2009..... 77
Two tied with 74

WALKS

Albert Inoa.....2019..... 52
Juan Mosquera2007..... 51
Sander Mora2019..... 49
Freddy De Jesus.....2018..... 49
Esequiel Delgado.....2016..... 47

HOME RUNS

Brian Sanchez.....2016..... 15
Malcom Nuñez2018..... 13
Diowill Burgos2019..... 9
Jairo Martinez.....2006..... 8
Four tied with..... 7

RUNS

Joerlin De Los Santos...2018..... 66
Sander Mora2019..... 63
Ronny Gil.....2009..... 58
Albert Inoa.....2019..... 54
Darlin Moquete.....2018..... 53

RUNS BATTED IN

Brian Sanchez.....2016..... 76
Malcom Nuñez2018..... 59
Cristhian Longa.....2018..... 49
Luis Andujar2019..... 47
Brian Sanchez.....2015..... 45

STOLEN BASES

Sander Mora2019..... 33
Joerlin De Los Santos...2018..... 30
William Sandoval.....2005..... 29
Smith Vargas.....2019..... 28
Ronny Gil.....2009..... 26

* = min. 120 PA

WINS

Octavio Cordova2018..... 7
Julio Puello2018..... 7
Enmanuel Solano.....2018..... 7
Jhonatan Escudero.....2012..... 7
Eight tied with 6

SAVES

Oscar Lara2005..... 16
Ismael Brito2012..... 14
Jose Almarante2008..... 10
Jose Almarante2009..... 9
Three tied with 8

STRIKEOUTS

Julio Puello2018..... 82
Carlos Martínez.....2010..... 78
Henderson Lugo2005..... 78
Hector Soto2018..... 75
Charllan Jimenez2009..... 75

EARNED RUN AVERAGE^

Carlos Martínez.....2010..... 0.76
Kender Villegas.....2011..... 1.13
Fernando Baez2012..... 1.14
Anderson Gerdel.....2011..... 1.21
Nelson Montilla.....2005..... 1.55

WHIP^

Carlos Martínez.....2010..... 0.71
Angel Cruz2008..... 0.84
Henderson Lugo2005..... 0.90
Bryan Martinez.....2010..... 0.91
Angel Cuenca.....2019..... 0.92

INNINGS PITCHED

Franyel Casadilla2015..... 79.0
Oneiver Diaz2015..... 77.0
Julio Puello2018..... 74.2
Francis Ventura.....2018..... 74.0
Juan Alvarez2015..... 74.0

^ = min. 30 IP

CARDINALS MINOR LEAGUE BATTING LEADERS — 2022

(Regular Season Games Only)

BATTING AVERAGE*

Alec Burleson - MEM331
Anyelo Encarnacion - DSL323
Jordan Walker - SPR306
Clint Coulter - MEM297
Moisés Gómez - MEM/SPR294
Matt Koperniak - MEM/SPR291
Brady Whalen - SPR/PEO/PB291
Scott Hurst - MEM286
Masyn Winn - SPR/PEO283
Ben DeLuzio - MEM278

ON-BASE PERCENTAGE*

Anyelo Encarnacion - DSL496
Yancel Guerrero - DSL448
Jonathan Mejia - DSL418
Yaisel Ramos - DSL407
Chase Pinder - MEM/SPR403
Errol Robinson - SPR400
Scott Hurst - MEM399
Kramer Robertson - MEM389
Jordan Walker - SPR388
Julio Rodríguez - SPR387

SLUGGING PERCENTAGE*

Moisés Gómez - MEM/SPR624
Nolan Gorman - MEM585
Juan Yezpez - MEM580
Paul DeJong - MEM552
Clint Coulter - MEM533
Alec Burleson - MEM532
Jordan Walker - SPR510
José Suárez - DSL497
Anyelo Encarnacion - DSL485
Chandler Redmond - SPR480

HITS

Alec Burleson - MEM	143
Jordan Walker - SPR	141
Masyn Winn - SPR/PEO	134
Moisés Gómez - MEM/SPR	130
Mike Antico - SPR/PEO	126
Oswaldo Tovalin - PEO/PB	120
Matt Koperniak - MEM/SPR	113
Nick Dunn - SPR	108
Todd Lott - SPR/PEO	108
Tyler Reichenborn - PEO/PB	107

WALKS

Mike Antico - SPR/PEO	71
Nick Dunn - SPR	63
Masyn Winn - SPR/PEO	63
Kramer Robertson - MEM	60
Chase Pinder - MEM/SPR	58
Tyler Reichenborn - PEO/PB	58
Jordan Walker - SPR	58
Evan Mendoza - MEM	56
Justin Toerner - MEM/SPR	56
Scott Hurst - MEM	54

OPS (ON-BASE + SLUGGING)*

Moisés Gómez - MEM/SPR996
Anyelo Encarnacion - DSL981
Juan Yezpez - MEM921
Nolan Gorman - MEM915
Clint Coulter - MEM910
Alec Burleson - MEM905
Jordan Walker - SPR898
Jonathan Mejia - DSL897
Chase Pinder - MEM/SPR869
Paul DeJong - MEM865

DOUBLES

Masyn Winn - SPR/PEO	36
LJ Jones - PEO	33
Mike Antico - SPR/PEO	31
Jordan Walker - SPR	31
Alec Burleson - MEM	25
Moisés Gómez - MEM/SPR	25
Brady Whalen - SPR/PEO/PB	25
Nick Dunn - SPR	21
Todd Lott - SPR/PEO	21
Two tied with	18

TRIPLES

Masyn Winn - SPR/PEO	8
Ben DeLuzio - MEM	6
Lizandro Espinoza - PB/FCL	5
Cory Spangenberg - MEM	5
Jacob Buchberger - SPR/PEO	4
Anyelo Encarnacion - DSL	4
Yordarlin Pena - DSL	4
Victor Scott - PB	4
José Suárez - DSL	4
Brady Whalen - SPR/PEO/PB	4

HOME RUNS

Moisés Gómez - MEM/SPR	39
Luken Baker - MEM	21
Chandler Redmond - SPR	21
Alec Burleson - MEM	20
Jordan Walker - SPR	19
Paul DeJong - MEM	17
Malcom Nuñez - SPR	17
Nolan Gorman - MEM	16
Juan Yezpez - MEM	16
Three tied with	14

RUNS

Jordan Walker - SPR	100
Masyn Winn - SPR/PEO	91
Moisés Gómez - MEM/SPR	89
Mike Antico - SPR/PEO	85
Nick Dunn - SPR	69
Alec Burleson - MEM	68
Matt Koperniak - MEM/SPR	68
Todd Lott - SPR/PEO	67
Ben DeLuzio - MEM	60
Brady Whalen - SPR/PEO/PB	59

RUNS BATTED IN

Moisés Gómez - MEM/SPR	94
Alec Burleson - MEM	87
Chandler Redmond - SPR	79
Oswaldo Tovalin - PEO/PB	69
Jordan Walker - SPR	68
Luken Baker - MEM	66
Malcom Nuñez - SPR	66
LJ Jones - PEO	64
Mike Antico - SPR/PEO	63
Masyn Winn - SPR/PEO	63

STOLEN BASES

Mike Antico - SPR/PEO	67
Masyn Winn - SPR/PEO	43
Tommy Jew - PEO	31
Ben DeLuzio - MEM	30
Kramer Robertson - MEM	22
Jordan Walker - SPR	22
Delvin Pérez - MEM/SPR	21
Tyler Reichenborn - PEO/PB	21
Conner Capel - MEM	19
Three tied with	18

Memphis-AAA (MEM), Springfield-AA (SPR), Peoria-High A (PEO), Palm Beach-A (PB), Florida Complex League-Rookie (FCL), Dominican Summer League-Rookie (DSL)



CARDINALS MINOR LEAGUE PITCHING LEADERS — 2022

(Regular Season Games Only)

GAMES	
Zach McAllister - MEM.....	56
Freddy Pacheco - MEM/SPR.....	50
Ryan Loutos - MEM/SPR/PEO.....	46
Grant Black - MEM/SPR.....	45
Michael Brettell - SPR.....	45
James Naile - MEM.....	44
Johan Quezada - MEM/SPR/FCL ...	44
Nathanael Heredia - PEO.....	41
Dalton Roach - MEM/SPR.....	41
Two tied with	39

INNINGS PITCHED	
Kyle Leahy - MEM/SPR.....	144.2
Michael McGreevy - SPR/PEO... ..	144.1
Zane Mills - PEO/PB	144.0
Gordon Graceffo - SPR/PEO.....	139.1
Inohan Paniagua - PEO/PB.....	137.2
Tommy Parsons - MEM.....	135.2
Connor Thomas - MEM.....	135.0
Austin Love - PEO.....	125.2
Edgar Escobar - SPR.....	124.1
Trent Baker - PB.....	123.1

GAMES STARTED	
Michael McGreevy - SPR/PEO.....	28
Gordon Graceffo - SPR/PEO.....	26
Kyle Leahy - MEM/SPR	26
Zane Mills - PEO/PB	26
Trent Baker - PB.....	25
Austin Love - PEO.....	25
Inohan Paniagua - PEO/PB.....	25
Dionys Rodríguez - PEO.....	25
Connor Thomas - MEM.....	25
Matthew Liberatore - MEM.....	22

WINS	
Tommy Parsons - MEM.....	12
Gordon Graceffo - SPR/PEO.....	10
Kyle Leahy - MEM/SPR	10
Trent Baker - PB.....	9
Michael McGreevy - SPR/PEO.....	9
Inohan Paniagua - PEO/PB	8
Edgar Escobar - SPR.....	7
Matthew Liberatore - MEM.....	7
Austin Love - PEO.....	7
Five tied with	6

SAVES	
Freddy Pacheco - MEM/SPR.....	12
Andrew Marrero - PB	11
Ryan Loutos - MEM/SPR/PEO.....	9
Roy García - PB	8
Andre Granillo - SPR/PEO/PB.....	8
Dalton Roach - MEM/SPR	7
Gianluca Dalatri - SPR/PEO/PB.....	6
Jake Walsh - MEM	6
Junior Fernández - MEM	5
Five tied with	4

STRIKEOUTS	
Austin Love - PEO.....	151
Kyle Leahy - MEM/SPR	146
Inohan Paniagua - PEO/PB	145
Gordon Graceffo - SPR/PEO.....	139
Trent Baker - PB.....	138
Wilfredo Pereira - PEO.....	129
Dionys Rodríguez - PEO.....	119
Michael McGreevy - SPR/PEO.....	117
Matthew Liberatore - MEM.....	116
Two tied with	110

EARNED RUN AVERAGE [^]	
Andrew Marrero - PB	1.27
Tink Hence - PB	1.38
Nelfy Ynfante - DSL	1.96
Alexander Beltre - DSL	2.01
Jose Moreno - PB	2.65
Gustavo Rodríguez - PB.....	2.65
Inohan Paniagua - PEO/PB	2.81
Gordon Graceffo - SPR/PEO.....	2.97
Freddy Pacheco - MEM/SPR.....	3.05
Jake Woodford - MEM	3.14

WHIP [^]	
Tink Hence - PB	0.88
Gordon Graceffo - SPR/PEO.....	0.94
Juan Salas - DSL	0.97
Freddy Pacheco - MEM/SPR.....	1.05
Inohan Paniagua - PEO/PB.....	1.05
Yonael Domínguez - DSL	1.07
Andrew Marrero - PB	1.08
Wilfredo Pereira - PEO.....	1.11
Nick Trogrlic-Iverson - PEO	1.12
Gustavo Rodríguez - PB.....	1.15

OPPONENTS AVERAGE [^]	
Jack Ralston - PEO/PB/FCL.....	.122
Andrew Marrero - PB144
John Beller - SPR/PEO.....	.171
Freddy Pacheco - MEM/SPR.....	.174
Tink Hence - PB.....	.174
Dionys Guerrero - PMB/FCL190
Gustavo Rodríguez - PB195
Gordon Graceffo - SPR/PEO.....	.202
Gianluca Dalatri - SPR/PEO/PB203
Tommy Parsons - MEM204

STRIKEOUTS / 9 IP [^]	
Miguel Martínez - DSL	15.0
Andre Granillo - SPR/PEO/PB.....	14.1
Andrew Marrero - PB	14.0
Tink Hence - PB	13.9
Leonardo Taveras - SPR/PEO	13.8
Ludwin Jiménez - PB/FCL	13.2
Jack Ralston - PEO/PB/FCL.....	12.7
Gianluca Dalatri - SPR/PEO/PB ...	12.4
Freddy Pacheco - MEM/SPR.....	12.2
Omar Yanez - DSL.....	12.1

STRIKEOUT / WALK RATIO [^]	
Juan Salas - DSL	6.00
Tink Hence - PB	5.40
Gordon Graceffo - SPR/PEO.....	4.96
Alfredo Ruíz - PB.....	4.70
Wilmer Ortega - FCL.....	4.22
Wilfredo Pereira - PEO.....	4.16
Nick Trogrlic-Iverson - PEO	3.94
Alex Cornwell - PB	3.90
Michael McGreevy - SPR/PEO.....	3.90
Dalton Roach - MEM/SPR.....	3.84

TOUGHEST TO HR OFF (TBF/HR) [^]	
Jose Moreno - PB	(246/0)
Darlin Saladin - DSL.....	(212/0)
Alexander Beltre - DSL	(167/0)
Nelfri Contreras - PB.....	(157/0)
Tink Hence - PB	195.0
Nelfy Ynfante - DSL	175.0
Dionys Guerrero - PB/FCL.....	147.0
Andrew Marrero - PB.....	146.0
Brandon Waddell - MEM.....	128.0
Jake Woodford - MEM	91.5

* = min. 135 PA
[^] = min. 25.0 IP

CARDINALS MINOR LEAGUE RECORDS (1963-79)

Year	Team	W	L	Finish	Playoff	Manager
1963	Atlanta	85	68	2nd/5	5-4	Harry Walker
	Tulsa	74	66	3rd/6	6-1	Grover Resinger
	Billings	61	66	4th/6	3-2	Ron Plaza
	Brunswick	52	64	4th/4	--	George Kissell
	Winnipeg	55	64	4th/6	--	Fred Koenig
1964	Jacksonville	89	62	1st/8	0-4	Harry Walker
	Tulsa	79	61	2nd/6	4-5	Grover Resinger
	Raleigh	76	62	3rd/5	--	George Kissell
	Rock Hill	76	51	2nd/8	1-2	Hal Smith
	Winnipeg	52	65	4th/6	--	Ron Plaza
	Sarasota Rookie	30	30	2nd/4	--	Fred Koenig
1965	Jacksonville	71	76	6th/8	--	Grover Resinger
	Tulsa	81	60	1st/3	1-3	Vern Rapp
	Raleigh	64	79	4th/5	--	Ray Hathaway
	Rock Hill	59	63	5th/8	2-0	Sparky Anderson
	Cedar Rapids	62	52	3rd/10	--	Ron Plaza
	Florida Rookie	27	31	5th/6	--	George Kissell
1966	Tulsa	85	62	1st/6	3-4	Charlie Metro
	Arkansas	81	59	1st/6	1-2	Vern Rapp
	St. Petersburg	91	45	1st/10	2-3	Sparky Anderson
	Rock Hill	58	68	5th/8	--	Jack Krol
	Cedar Rapids	81	40	1st/10	1-2	Ron Plaza
	Eugene	44	40	2nd/4	--	Hal Luby
	Gulf Coast	20	28	4th/5	--	George Kissell
	Tulsa	65	79	6th/6	--	Warren Spahn
1967	Arkansas	63	77	5th/6	--	Vern Rapp
	St. Petersburg	96	43	1st/5	3-1	Ron Plaza
	Modesto	79	61	2nd/8	0-2	Sparky Anderson
	Cedar Rapids	53	67	8th/10	--	Jack Krol
	Lewiston	30	54	4th/4	--	Ray Hathaway
	Gulf Coast	25	32	6th/6	--	George Kissell
	Tulsa	95	53	1st/6	4-1	Warren Spahn
1968	Arkansas	82	58	1st/4	1-3	Vern Rapp
	St. Petersburg	80	63	2nd/5	1-2	Ron Plaza
	Modesto	69	71	4th/8	--	Joe Cunningham
	Cedar Rapids	63	53	3rd/10	--	Jack Krol
	Lewiston	30	45	4th/4	--	Roy Majtyka
	Gulf Coast	34	27	2nd/8	--	Ray Hathaway
	Tulsa	79	61	2nd/6	--	Warren Spahn
	Arkansas	66	69	2nd/4	--	Ray Hathaway
	St. Petersburg	54	76	6th/6	--	Jack Krol
1969	Modesto	63	77	7th/8	--	Joe Cunningham
	Cedar Rapids	55	68	6th/9	--	Roy Majtyka
	Lewiston	30	49	4th/4	--	Bobby Dews
	Gulf Coast	21	33	7th/7	--	Tom Burgess
	Tulsa	70	70	2nd/4	--	Warren Spahn
	Arkansas	67	67	2nd/4	--	Ken Boyer
	St. Petersburg	78	52	1st/6	2-3	Joe Cunningham
1970	Modesto	76	64	4th/8	--	Jack Krol
	Cedar Rapids	57	64	7th/10	--	Roy Majtyka
	Lewiston	43	37	1st/3	--	Fred Hatfield
	Gulf Coast	32	28	5th/8	--	Tom Burgess

Year	Team	Won	Lost	Finish	Playoff	Manager
1971	Tulsa	64	76	4th/4	--	Warren Spahn
	Arkansas	75	64	1st/4	2-3	Jack Krol
	St. Petersburg	72	69	3rd/6	--	Joe Cunningham
	Modesto	83	56	1st/8	--	Roy Majtyka
	Cedar Rapids	67	53	2nd/5	--	Bobby Dews
	Lewiston	28	51	3rd/3	--	Jim Brideweser
	Gulf Coast	20	33	7th/7	--	Tom Burgess
	Tulsa	78	62	2nd/4	--	Jack Krol
	Arkansas	65	74	3rd/4	--	Fred Koenig
	St. Petersburg	66	66	3rd/6	--	Roy Majtyka
1972	Modesto	76	63	2nd/8	2-0	Tom Burgess
	Cedar Rapids	51	77	4th/5	--	Gary Geiger
	GCL Cardinals	27	32	5th/8	--	Bobby Dews
	GCL Redbirds	23	35	6th/8	--	Julio Gotay
	Tulsa	68	67	1st/4	5-7	Jack Krol
1973	Arkansas	69	71	3rd/4	--	Tom Burgess
	St. Petersburg	84	62	1st/5	4-0	Roy Majtyka
	Modesto	60	80	8th/8	--	Bobby Dews
	Orangeburg	50	72	6th/6	--	Jimmy Piersall
	GCL Cardinals	25	30	7th/9	--	Ken Boyer
	GCL Redbirds	29	27	4th/9	--	Lee Thomas
	Tulsa	76	58	1st/4	4-3	Ken Boyer
1974	Arkansas	75	59	2nd/4	--	Jack Krol
	St. Petersburg	59	71	4th/4	--	Roy Majtyka
	Modesto	68	72	4th/8	--	Lee Thomas
	Gulf Coast	27	21	5th/9	--	T. Burgess/B. Dews
1975	Tulsa	73	63	2nd/4	--	Ken Boyer
	Arkansas	63	72	3rd/4	--	Roy Majtyka
	St. Petersburg	88	47	1st/4	5-3	Jack Krol
	Johnson City	41	27	1st/4	--	Tom Burgess
1976	Gulf Coast	17	35	7th/7	--	Fred Koenig
	Tulsa	65	70	3rd/4	--	Ken Boyer
	Arkansas	59	76	3rd/4	--	Jack Krol
	St. Petersburg	70	71	3rd/4	--	Hal Lanier
	Johnson City	50	20	1st/4	--	Buzzy Keller
1977	Gulf Coast	27	24	4th/7	--	Dave Ricketts
	New Orleans	57	79	4th/4	--	Lance Nichols
	Arkansas	63	67	2nd/4	4-0	B. Keller/T. Thompson
1978	St. Petersburg	83	56	2nd/5	3-4	Hub Kittle
	Gastonia	82	57	1st/6	3-1	Hal Lanier
	Johnson City	37	33	3rd/6	--	Dave Ricketts
	Calgary	34	36	4th/6	--	Johnny Lewis
	Springfield (IL)	70	66	3rd/4	--	Jimmy Williams
	Arkansas	76	56	1st/4	1-2	Tommy Thompson
	St. Petersburg	84	56	1st/5	0-1	Hal Lanier
	Gastonia	69	71	5th/6	--	Buzzy Keller
1979	Johnson City	37	33	2nd/6	--	Nick Leyva
	Calgary	37	32	3rd/8	--	Johnny Lewis
	Springfield (IL)	73	63	2nd/4	--	Hal Lanier
	Arkansas	76	57	1st/4	5-0	Tommy Thompson
	St. Petersburg	64	71	4th/5	--	Sonny Ruberto
	Gastonia	65	74	5th/6	--	Johnny Lewis
	Johnson City	25	43	5th/6	--	Nick Leyva



CARDINALS MINOR LEAGUE RECORDS (1980-94)

Year	Team	Won	Lost	Finish	Playoff	Manager
1980	Springfield (IL)	75	61	1st/4	4-1	Hal Lanier
	Arkansas	81	55	1st/4	5-0	Sonny Ruberto
	St. Petersburg	70	66	2nd/5	1-2	Tommy Thompson
	Gastonia	74	66	2nd/4	1-2	Nick Leyva
	Johnson City	29	40	6th/6	--	Johnny Lewis
1981	Springfield (IL)	66	70	2nd/4	2-3	Tommy Thompson
	Arkansas	52	80	4th/4	--	Gaylen Pitts
	St. Petersburg	69	63	2nd/5	--	Nick Leyva
	Gastonia	68	76	4th/5	--	Joe Rigoli
	Erie	44	30	2nd/4	--	Sonny Ruberto
1982	Johnson City	36	34	4th/6	--	Johnny Lewis
	Louisville	73	62	2nd/4	--	Joe Frazier
	Arkansas	68	68	3rd/4	--	G. Pitts/N. Leyva
	St. Petersburg	69	64	2nd/5	--	N. Leyva/J. Riggelman
	Springfield (IL)	83	53	1st/4	0-2	Dave Bialas
1983	Gastonia	54	89	5th/5	--	Lloyd Merritt
	Erie	35	38	4th/5	--	Joe Rigoli
	Johnson City	32	35	1st/4	--	Rich Hacker
	Louisville	78	57	1st/4	3-6	Jim Fergosi
	Arkansas	69	67	2nd/4	0-2	Nick Leyva
1984	St. Petersburg	71	64	2nd/5	--	Jim Riggelman
	Springfield (IL)	80	59	1st/4	3-3	Dave Bialas
	Macon	71	73	3rd/5	--	Lloyd Merritt
	Erie	37	38	3rd/6	--	Joe Rigoli
	Johnson City	30	42	6th/7	--	Rich Hacker
1985	Louisville	79	76	4th/8	8-3	Jim Fergosi
	Arkansas	62	74	3rd/4	--	Dave Bialas
	St. Petersburg	71	73	3rd/5	--	Jim Riggelman
	Springfield (IL)	70	69	1st/4	4-3	Joe Rigoli
	Savannah	78	61	2nd/5	1-2	Lloyd Merritt
1986	Erie	43	31	2nd/6	--	Rich Hacker
	Johnson City	29	40	4th/4	--	Chuck Hiller
	Louisville	74	68	1st/4	4-1	Jim Fergosi
	Arkansas	64	70	3rd/4	0-2	Jim Riggelman
	St. Petersburg	78	62	2nd/4	1-2	Dave Bialas
1987	Springfield (IL)	66	74	3rd/4	--	Lloyd Merritt
	Savannah	57	78	4th/5	--	Gaylen Pitts
	Erie	44	34	2nd/4	--	Fred Koenig
	Johnson City	39	29	2nd/7	--	Rich Hacker
	Louisville	64	78	4th/4	--	J. Fregosi/D. Bialas
1988	Arkansas	67	67	3rd/4	--	Jim Riggelman
	St. Petersburg	88	48	1st/4	5-2	Bialas/Jorgenson
	Springfield (IL)	87	53	1st/4	0-2	Gaylen Pitts
	Savannah	75	60	2nd/5	--	Mark DeJohn
	Erie	37	40	2nd/4	--	Joe Rigoli
1989	Johnson City	44	22	1st/4	1-2	Dan Radison
	Louisville	78	62	2nd/8	2-3	Mike Jorgenson
	Arkansas	72	63	2nd/4	--	Jim Riggelman
	St. Petersburg	85	57	1st/6	0-2	Dave Bialas
	Springfield (IL)	94	46	1st/4	3-4	Gaylen Pitts
1990	Savannah	69	69	4th/6	--	Mark DeJohn
	Erie	36	39	5th/6	--	Joe Rigoli
	Johnson City	42	27	1st/4	0-2	Dan Radison
	Louisville	74	72	3rd/4	--	Gaylen Pitts
	Arkansas	56	80	4th/4	--	Dave Bialas
1991	St. Petersburg	64	70	4th/5	--	Joe Pettini
	Springfield (IL)	63	76	5th/7	--	Keith Champion
	Savannah	73	68	3rd/6	2-3	Rick Colbert
	Hamilton	30	46	5th/6	--	Luis Melendez
	Johnson City	28	42	8th/10	--	Mark DeJohn
1992	Arizona	28	24	3rd/6	--	Larry Milbourne
	Louisville	73	70	3rd/4	--	Jack Krol
	Arkansas	59	73	4th/4	--	Joe Pettini
	St. Petersburg	57	76	5th/6	--	Dave Bialas
	Springfield (IL)	84	56	2nd/7	--	Rick Colbert
1993	Savannah	62	78	5th/7	--	Mike Ramsey
	Hamilton	56	20	1st/6	0-1	Chris Maloney
	Johnson City	33	32	2nd/5	--	Steve Turco
	Arizona	28	28	6th/8	--	Joe Cunningham III
	Louisville	68	76	3rd/4	--	Jack Krol
1994	Arkansas	67	69	2nd/4	--	Joe Pettini
	St. Petersburg	75	58	3rd/6	--	Terry Kennedy
	Springfield (IL)	78	58	2nd/7	0-2	Mike Ramsey
	Savannah	94	48	1st/7	3-2	Chris Maloney
	Glens Falls	37	40	3rd/4	--	Steve Turco
1995	Johnson City	37	31	2nd/5	--	Joe Cunningham III
	Arizona	31	22	2nd/8	--	Roy Silver
	Louisville	74	68	4th/8	0-3	Joe Pettini
	Arkansas	68	67	3rd/4	--	Chris Maloney
	St. Petersburg	74	65	3rd/8	--	Mike Ramsey
1996	Madison	66	73	4th/7	--	Joe Cunningham III
	Savannah	82	55	2nd/7	5-0	Luis Melendez
	New Jersey	43	32	1st/4	4-1	Roy Silver
	Johnson City	42	26	1st/5	1-2	Steve Turco
	Arizona	34	22	1st/8	--	Scott Melvin

PLAYER DEVELOPMENT

CARDINALS MINOR LEAGUE RECORDS (1995-2010)

Year	Team	Won	Lost	Finish	Playoff	Manager
1995	Louisville	74	70	4th/8	6-2	Joe Pettini
	Arkansas	70	65	2nd/4	--	Mike Ramsey
	St. Petersburg	64	67	6th/8	--	Chris Maloney
	Peoria	62	72	4th/6	--	Roy Silver
	Savannah	56	83	6th/7	--	Scott Melvin
	New Jersey	35	41	3rd/4	--	Luis Melendez
	Johnson City	35	33	3rd/5	--	Steve Turco
1996	Louisville	60	84	4th/4	--	Joe Pettini
	Arkansas	67	73	4th/4	--	Rick Mahler
	St. Petersburg	75	63	4th/8	--	Chris Maloney
	Peoria	79	57	1st/5	1-2	Roy Silver
	New Jersey	28	47	5th/5	--	Scott Melvin
	Johnson City	42	26	2nd/4	--	Steve Turco
1997	Louisville	58	85	4th/4	--	Gaylen Pitts
	Arkansas	68	72	2nd/4	--	Rich Mahler
	Prince William	69	70	2nd/4	--	Roy Silver
	Peoria	70	69	3rd/5	--	Joe Cunningham III
	New Jersey	35	39	3rd/5	--	Jeff Shireman
	Johnson City	23	45	5th/5	--	Steve Turco
1998	Memphis	74	70	2nd/4	--	Gaylen Pitts
	Arkansas	80	60	1st/4	0-3	Chris Maloney
	Prince William	72	67	2nd/4	--	Joe Cunningham III
	Peoria	72	68	2nd/5	1-2	Jeff Shireman
	New Jersey	34	41	4th/5	--	Jose Oquendo
	Johnson City	25	42	5th/5	--	Steve Turco
1999	Memphis	74	64	3rd/4	--	Gaylen Pitts
	Arkansas	59	81	4th/4	--	Chris Maloney
	Potomac	54	85	4th/4	--	Joe Cunningham III
	Peoria	63	76	4th/5	--	Brian Rupp
	New Jersey	30	46	8th/8	--	Jeff Shireman
	Johnson City	30	39	5th/5	--	Steve Turco
2000	Memphis	83	61	1st/4	7-6	Gaylen Pitts
	Arkansas	68	71	2nd/4	--	Chris Maloney
	Potomac	62	76	4th/4	--	Joe Cunningham III
	Peoria	63	74	5th/8	--	Tom Lawless
	New Jersey	31	45	6th/7	--	Jeff Shireman
	Johnson City	24	44	5th/5	--	Luis Melendez
2001	Memphis	62	81	4th/4	--	Gaylen Pitts
	New Haven	47	95	6th/6	--	Danny Sheaffer
	Potomac	66	74	3rd/4	--	Joe Cunningham III
	Peoria	57	81	6th/8	--	Joe Hall
	New Jersey	35	41	5th/7	--	Brian Rupp
	Johnson City	31	35	4th/5	--	Chris Maloney
2002	Memphis	71	71	4th/4	--	Gaylen Pitts
	New Haven	74	65	2nd/6	0-3	Mark DeJohn
	Potomac	59	81	3rd/4	--	Joe Cunningham III
	Peoria	85	53	1st/8	7-1	Danny Sheaffer
	New Jersey	39	37	3rd/6	--	Tommy Shields
	Johnson City	29	38	4th/5	--	Brian Rupp
2003	Memphis	64	79	4th/4	--	T. Spencer/D. Sheaffer
	Tennessee	72	67	2nd/5	1-3	Mark DeJohn
	Palm Beach	54	84	6th/6	--	Tom Nieto
	Peoria	65	73	6th/8	--	Joe Cunningham III
	New Jersey	31	42	5th/6	--	Tommy Shields
	Johnson City	27	36	4th/5	--	Pop Warner

Year	Team	Won	Lost	Finish	Playoff	Manager
2004	Memphis	73	71	2nd/4	--	Danny Sheaffer
	Tennessee	69	71	3rd/5	3-1	Mark DeJohn
	Palm Beach	73	61	3rd/6	--	Tom Nieto
	Peoria	75	64	2nd/8	1-2	Joe Cunningham III
	New Jersey	41	34	2nd/6	--	Tommy Shields
	Johnson City	33	35	3rd/5	--	Tom Kidwell
2005	Memphis	71	72	3rd/4	--	Danny Sheaffer
	Springfield	70	70	3rd/4	--	Chris Maloney
	Palm Beach	69	71	3rd/6	5-3	Pop Warner
	Quad Cities	72	67	2nd/8	0-2	Joe Cunningham III
	New Jersey	37	39	4th/6	--	Mark DeJohn
	Johnson City	28	39	4th/5	--	Tom Kidwell
	Dominican	36	35	4th/6	--	Neder Horta
2006	Memphis	58	86	3rd/4	--	Danny Sheaffer
	Springfield	66	72	3rd/4	--	Chris Maloney
	Palm Beach	75	60	1st/6	0-2	Pop Warner
	Quad Cities	76	61	2nd/8	1-2	Keith Mitchell
	State College	39	36	3rd/6	--	Mark DeJohn
	Johnson City	34	34	4th/5	--	Dan Radison
	Dominican	30	35	4th/5	--	Neder Horta
	Venezuelan	24	46	9th/10	--	Wilmer Becerra
2007	Memphis	56	88	4th/4	--	Chris Maloney
	Springfield	73	63	1st/4	4-3	Pop Warner
	Palm Beach	71	69	2nd/6	--	Gaylen Pitts
	Quad Cities	78	61	3rd/8	0-2	Keith Mitchell
	Batavia	31	43	5th/6	--	Mark DeJohn
	Johnson City	28	40	3rd/5	--	Joe Almaraz
	Gulf Coast	24	30	3rd/5	--	Enrique Brito
	Dominican	30	35	4th/5	--	Maximo Alvarez
	Venezuelan	23	46	7th/9	--	Javier Meza
2008	Memphis	75	67	2nd/4	--	Chris Maloney
	Springfield	76	64	1st/4	--	Pop Warner
	Palm Beach	75	62	2nd/6	1-2	Gaylen Pitts
	Quad Cities	68	66	6th/8	--	Steve Dillard
	Batavia	46	28	1st/6	4-1	Mark DeJohn
	Johnson City	36	30	2nd/5	--	Joe Almaraz
	Gulf Coast	17	38	5th/5	--	Enrique Brito
	Dominican	27	39	4th/4	--	Nelson Norman
	Venezuelan	31	34	5th/8	--	Javier Meza
2009	Memphis	77	67	1st/4	6-0	Chris Maloney
	Springfield	71	69	3rd/4	0-3	Pop Warner
	Palm Beach	61	77	5th/6	--	Tom Spencer
	Quad Cities	61	78	6th/8	--	Steve Dillard
	Batavia	37	39	4th/6	--	Mark DeJohn
	Johnson City	37	30	2nd/5	--	Mike Schildt
	Gulf Coast	25	31	3rd/5	--	Steve Turco
	Dominican	46	27	2nd/4	--	Claudio Almonte
	Venezuelan	34	35	4th/7	--	Enrique Brito
2010	Memphis	82	62	1st/4	3-3	Chris Maloney
	Springfield	76	64	2nd/4	2-3	Pop Warner
	Palm Beach	75	65	3rd/6	--	Luis Aguayo
	Quad Cities	83	55	1st/8	1-2	Johnny Rodriguez
	Batavia	45	29	1st/6	1-2	Dann Bilardello
	Johnson City	42	24	1st/5	4-0	Mike Schildt
	Gulf Coast	28	28	3rd/5	--	Steve Turco
	Dominican	39	32	2nd/4	--	Claudio Almonte
	Venezuelan	22	45	6th/7	--	Milko Jaramillo



CARDINALS MINOR LEAGUE RECORDS (2011-22)

Year	Team	Won	Lost	Finish	Playoff	Manager
2011	Memphis	77	66	2nd/4	--	Chris Maloney
	Springfield	62	78	4th/4	--	Pop Warner
	Palm Beach	68	70	3rd/6	--	Luis Aguayo
	Quad Cities	81	56	1st/8	7-0	Johnny Rodriguez
	Batavia	37	38	4th/6	--	Dann Bilardello
	Johnson City	45	23	1st/5	4-1	Mike Schildt
	Gulf Coast	31	24	2nd/5	--	Steve Turco
	Dominican	27	44	3rd/4	--	Fray Peniche
2012	Memphis	57	87	3rd/4	--	Pop Warner
	Springfield	77	61	1st/4	6-3	Mike Schildt
	Palm Beach	63	72	3rd/6	--	Johnny Rodriguez
	Quad Cities	68	71	7th/8	--	Luis Aguayo
	Batavia	44	32	2nd/6	--	Dann Bilardello
	Johnson City	39	28	2nd/5	1-2	Oliver Marmol
	Gulf Coast	34	24	3rd/4	0-1	Steve Turco
	Dominican	37	33	4th/8	--	Fray Peniche
2013	Memphis	69	75	2nd/4	--	Pop Warner
	Springfield	64	74	3rd/4	--	Mike Schildt
	Palm Beach	64	71	5th/6	--	Johnny Rodriguez
	Peoria	68	69	4th/8	--	Dann Bilardello
	State College	48	27	1st/6	1-2	Oliver Marmol
	Johnson City	36	31	4th/5	--	Joe Kruzel
	Gulf Coast	24	35	3rd/4	--	Steve Turco
	Dominican	35	36	5th/8	--	Fray Peniche
2014	Memphis	79	64	1st/4	1-3	Pop Warner
	Springfield	68	72	3rd/4	--	Mike Schildt
	Palm Beach	76	63	4th/6	--	Dann Bilardello
	Peoria	72	67	3rd/8	--	Joe Kruzel
	State College	48	28	1st/6	4-2	Oliver Marmol
	Johnson City	37	31	2nd/5	4-2	Johnny Rodriguez
	Gulf Coast	37	23	1st/4	0-1	Steve Turco
	Dominican	22	48	9th/10	--	Fray Peniche
2015	Memphis	73	71	2nd/4	--	Mike Schildt
	Springfield	64	76	3rd/4	--	Dann Bilardello
	Palm Beach	75	63	2nd/6	0-2	Oliver Marmol
	Peoria	75	63	4th/8	2-2	Joe Kruzel
	State College	41	35	3rd/6	--	Johnny Rodriguez
	Johnson City	27	38	5th/5	--	Chris Swauger
	Gulf Coast	34	25	1st/4	0-1	Steve Turco
	Dominican	34	38	3rd/6	--	Fray Peniche
2016	Memphis	65	77	4th/4	--	Mike Schildt
	Springfield	75	65	1st/4	1-3	Dann Bilardello
	Palm Beach	58	79	6th/6	--	Oliver Marmol
	Peoria	73	66	3rd/8	0-2	Joe Kruzel
	State College	50	26	1st/6	4-1	Johnny Rodriguez
	Johnson City	39	29	1st/5	4-1	Chris Swauger
	Gulf Coast	33	21	1st/5	3-1	Steve Turco
	Dominican	45	26	2nd/8	--	Fray Peniche
2017	Memphis	91	50	1st/4	6-5	Stubby Clapp
	Springfield	77	63	1st/4	--	Johnny Rodriguez
	Palm Beach	74	60	2nd/6	2-0	Dann Bilardello
	Peoria	69	70	4th/8	3-3	Chris Swauger
	State College	40	35	2nd/6	--	Joe Kruzel
	Johnson City	33	34	3rd/5	--	Roberto Espinoza
	Gulf Coast	26	29	4th/5	--	Steve Turco
	Dominican	30	40	6th/8	--	Fray Peniche

Year	Team	Won	Lost	Finish	Playoff	Manager
2018	Memphis	83	57	1st/4	7-2	Stubby Clapp
	Springfield	60	79	4th/4	--	Johnny Rodriguez
	Palm Beach	75	58	1st/6	0-2	Dann Bilardello
	Peoria	76	63	3rd/8	3-3	Chris Swauger
	State College	36	40	4th/6	--	Joe Kruzel
	Johnson City	31	37	4th/5	--	Roberto Espinoza
	Gulf Coast	40	16	1st/5	2-2	Erick Almonte
	Domin. Blue	51	21	1st/8	0-2	Fray Peniche
	Domin. Red	40	31	2nd/8	--	John Matos
2019	Memphis	69	71	2nd/4	--	Ben Johnson
	Springfield	60	80	3rd/4	--	Joe Kruzel
	Palm Beach	57	73	5th/6	--	Dann Bilardello
	Peoria	54	85	8th/8	--	Erick Almonte
	State College	39	36	3rd/6	--	José Leon
	Johnson City	35	33	1st/5	4-2	Roberto Espinoza
	Gulf Coast	20	34	5th/5	--	Josh Lopez
	Domin. Blue	41	23	2nd/9	--	Fray Peniche
	Domin. Red	32	39	6th/8	--	John Matos
2020				NO MILB SEASON		
2021	Memphis	61	67	5th/7	--	Ben Johnson
	Springfield	45	75	5th/5	--	José Leger
	Peoria	45	75	6th/6	--	Chris Swauger
	Palm Beach	37	80	4th/5	--	José Leon
	FCL	24	29	4th/5	--	Roberto Espinoza
	Domin. Blue	21	38	7th/8	--	Fray Peniche
	Domin. Red	27	30	6th/8	--	Estuar Ruiz
2022	Memphis	73	77	6th/10	--	Ben Johnson
	Springfield	68	70	4th/5	--	José Leger
	Peoria	56	76	5th/6	--	Patrick Anderson
	Palm Beach	67	61	2nd/5	0-2	Gary Kendall
	FCL	25	29	5th/6	--	Roberto Espinoza
	DSL	33	26	4th/9	--	Fray Peniche

BOLD: League Champion

CARDINALS MINOR LEAGUE SINGLE-SEASON BATTING LEADERS SINCE 1962

BATTING AVERAGE[^]

Jim Dwyer, OF*1973 Tulsa (AAA).....	.387
Dane Iorg, 1B*1978 Springfield, Ill. (AAA).....	.371
Jim Hicks, OF*1968 Tulsa (AAA).....	.366
Kerry Robinson, OF*1996 Peoria (A).....	.359
Mike O'Neill, OF2012 Springfield (AA)/PB (A+)359
Pablo Ozuna, SS**1998 Peoria (A).....	.357
Mike Easler, OF**1976 Tulsa (AAA).....	.352
Keith Hernandez, 1B* ...1974 Tulsa (AAA).....	.351
Keith Smith, OF*1979 Springfield, Ill. (AAA).....	.350
Vince Coleman, OF*1983 Macon (A).....	.350

HITS

Walt Williams, OF**1966 Tulsa (AAA).....	193
Pablo Ozuna, SS**1998 Peoria (A).....	192
Walt Williams, OF**1965 Tulsa (AA).....	189
Joe McEwing, OF*1998 Memphis (AAA)/Ark. (AA) ..	189
Jim Beauchamp, OF*1963 Tulsa (AA).....	173
Jim Lentine, OF*1978 Spr., Ill. (AAA)/Ark. (AA).....	173
Joe Patterson, OF1968 Modesto (A).....	169
Manny Castillo, 3B**1979 Springfield, Ill. (AAA).....	169
Kerry Robinson, OF*1997 Arkansas (AA).....	169
Two tied with.....	168

DOUBLES

Joe McEwing, OF*1998 Memphis (AAA)/Ark. (AA)....	51
John Gall, 1B*2002 New Haven (AA).....	45
Coco Laboy, 3B**1968 Tulsa (AAA).....	44
Allen Battle, OF*1994 Louisville (AAA).....	44
Albert Pujols, 3B*2000 Memphis (AAA)/Pot./Peo.....	41
Matt Adams, 1B*2010 Quad Cities (A).....	41
Adam Kennedy, SS*1998 Memphis (AAA)/Ark./PW....	39
Gene Roof, OF*1984 Louisville (AAA).....	38
Jim Lindeman, 1B/3B* ...1986 Louisville (AAA).....	38
David Kim, OF1998 Peoria (A).....	38

RUNS

Pablo Ozuna, SS**1998 Peoria (A).....	122
Joe Patterson, OF1968 Modesto (A).....	121
Weldon Bowlin, 2B**1962 Billings (A).....	118
Joe Patterson, OF1964 Tulsa (AA).....	116
Felix DeLeon, OF1962 Billings (A).....	113
Stubby Clapp, 2B*1998 Arkansas (AA).....	113
Jim Lentine, OF*1978 Spr., Ill. (AAA)/Ark. (AA).....	110
Jimmy Harris, 2B/SS.....1963 Billings (A).....	109
Walt Williams, OF**1966 Tulsa (AAA).....	107
Three tied with.....	106

WALKS

Jim Ferguson, 3B/2B ...1989 Savannah (A).....	132
Felix DeLeon, OF1962 Billings (A).....	121
Calvin Knowles, OF1962 Billings (A).....	105
Alex Ojeda, 2B1986 Savannah (A).....	104
Felix DeLeon, OF1965 Raleigh (A).....	103
Ernest Davis, OF1967 Modesto (A).....	101
Mike Fiore, OF1989 Springfield, Ill. (A).....	101
Zeke Faulkner, OF1962 Billings (A).....	100
Zeke Faulkner, OF1963 Billings (A).....	100
Gene Dotson, OF1978 Arkansas (AA).....	100

OPS (ON-BASE + SLUGGING)[^]

Felix DeLeon, OF1962 Billings (A).....	1.220
Felix DeLeon, OF1964 Winnipeg (A).....	1.155
Jim Hicks, OF*1968 Tulsa (AAA).....	1.110
Mike Easler, OF**1976 Tulsa (AAA).....	1.068
Dane Iorg, 1B*1978 Springfield, Ill. (AAA).....	1.062
Hector Cruz, OF*1973 Arkansas (AA).....	1.037
Jim Beauchamp, OF*1963 Tulsa (AA).....	1.027
Byron Browne, OF*1969 Tulsa (AAA).....	1.021
Coco Laboy, 3B**1964 J'ville (AAA)/Tulsa/Ral. ...	1.018
Duane Walker, OF*1987 Louisville (AAA).....	1.013

HOME RUNS

Moisés Gómez, OF2022 Memphis (AAA)/Spr. (AA)....	39
Felix DeLeon, OF1962 Billings (A).....	37
Tyrone Horne, OF1998 Memphis (AAA)/Ark. (AA)....	37
Kevin Witt, 1B/3B**2004 Memphis (AAA).....	36
Eric Young, OF**2000 Memphis (AAA).....	35
Ivan Cruz, 1B*2002 Memphis (AAA).....	35
Mike Calise, DH1982 Louisville (AAA).....	33
Joe Freitas, DH/OF1997 Peoria (A).....	33
Rick Ankiel, OF*2007 Memphis (AAA).....	32
Matt Adams, 1B*2011 Springfield (AA).....	32
Adolis Garcia, OF*2019 Memphis (AAA).....	32

TRIPLES

Willie Montanez, 1B** ...1967 St. Petersburg (A).....	17
Mike Robinson, OF1984 St. Petersburg (A).....	16
Ray Lankford, OF*1988 Springfield, Ill. (A).....	16
Adron Chambers, OF*2009 Palm Beach (A+).....	16
Garry Templeton, SS* ...1976 Tulsa (AAA).....	15
Kerry Robinson, OF*1996 Peoria (A).....	14
Boots Day, OF*1967 St. Petersburg (A).....	13
Jim Dwyer, OF*1972 Modesto (A).....	13
Diomedes Del Rio, OF ..2018 GCL (R)/DSL (R).....	13

RUNS BATTED IN

Tyrone Horne, OF1998 Memphis (AAA)/Ark. (AA) ..	140
Felix DeLeon, OF1962 Billings (A).....	125
Ted Simmons, C*1968 Modesto (A).....	117
Hector Cruz, 3B*1975 Tulsa (AAA).....	116
Troy Farnsworth, 1B/3B ..2000 Potomac (A+).....	113
Nick Stavinoha, 1B/OF* ...2011 Memphis (AAA).....	109
Mike Fitzgerald, 1B*1987 Arkansas (AA).....	108
Todd Zeile, C*1987 Springfield, Ill. (A).....	106
Nate Dishington, 1B1997 Prince William (A+).....	106
Two tied with.....	105

STOLEN BASES

Vince Coleman, OF*1983 Macon (A).....	145
Chris Morris, OF2001 Peoria (A).....	111
Esix Snead, OF**2000 Potomac (A+).....	109
Vince Coleman, OF*1984 Louisville (AAA).....	101
Gerónimo Pena, 2B*1987 Savannah (A).....	80
Mateo Ozuna, 2B1991 Springfield, Ill. (A).....	78
Jim Reboulet, 2B1986 St. Petersburg (A).....	71
Tito Landrum, OF*1978 St. Petersburg (A).....	68
Alex Cole, OF**1987 Arkansas (AA).....	68
Mike Antico, OF2022 Springfield (AA)/Peo. (A+) ...	67

*Played for St. Louis

**Played in majors with another organization

[^] = min. 350 PA



CARDINALS MINOR LEAGUE SINGLE-SEASON PITCHING LEADERS SINCE 1962

GAMES STARTED

Dick LeMay, LHP**1966 Tulsa (AAA).....	32
Chuck Taylor, RHP*1968 Tulsa (AAA).....	32
Tom Hilgendorf, LHP* ..1963 Tulsa (AA)	31
Brian Sinnott, RHP1966 Arkansas (AA).....	31
Phillip Knuckles, RHP1967 Modesto (A).....	31
Dick LeMay, LHP**1967 Tulsa (AAA).....	31
Dick LeMay, LHP**1968 Tulsa (AAA).....	31
Dick LeMay, LHP**1965 Jacksonville (AAA).....	30
Donald Hagen, RHP1965 Tulsa (AA).....	30
Frank Montgomery, LHP...1966 Arkansas (AA).....	30
Allen Watson, LHP*1992 L'ville (AAA)/Ark./St. Pete....	30
Alan Benes, RHP*1994 L'ville/Ark./St. Pete/Sav.....	30

STRIKEOUTS

Rick Ankiel, LHP*1998 Prn. Will. (A+)/Peo. (A).....	222
Jerry Wild, RHP1962 Billings (A)	220
Larry Jaster, LHP*1965 Tulsa (AA).....	219
Cliff Politte, LHP1962 Billings (A)	218
John Ericks, RHP**1989 Savannah (A)	211
Jim Bibby, RHP*1972 Tulsa (AAA).....	208
Donald Hagen, RHP1964 Raleigh (A)	202
Clint Stark, LHP.....1970 Modesto (A).....	202
Don Durham, RHP*1971 Modesto (A).....	202
Rick Ankiel, LHP*1999 Mem. (AAA)/Ark. (AA).....	194

WINS

Greg Mathews, LHP* ...1985 Louisville (AAA)/St. Pete.....	19
Bob Faron, RHP1987 Springfield, Ill. (A).....	19
Felix Roque, RHP1965 Rock Hill (A)	18
Chuck Taylor, RHP*1968 Tulsa (AAA).....	18
John Fulgham, RHP*1977 St. Petersburg (A)	18
Matt Arrandale, RHP1994 St. Pete (A+)/Sav. (A)	18
Reggie Cleveland, RHP* ...1969 Tulsa (AAA)/Ark. (AA).....	18
Dick LeMay, LHP**1965 Jacksonville (AAA).....	17
Joe Magrane, LHP*1986 Louisville (AAA)/Ark. (AA)....	17
Jeff Oyster, RHP1986 Springfield, Ill. (A).....	17
Mike Badorek, RHP1992 Springfield, Ill. (A).....	17
Alan Benes, RHP*1994 L'ville/Ark./St. Pete/Sav.....	17
Bud Smith, LHP*2000 Mem. (AAA)/Ark. (AA).....	17

EARNED RUN AVERAGE - STARTER^

Al Olmsted, LHP*1976 Johnson City (R)	1.50
Ryan Helsley, RHP*2016 Peoria (A)	1.61
Luke Weaver, RHP*2015 Palm Beach (A+).....	1.62
Jeff Matranga, RHP1993 St. Pete (A+)/Sav. (A)	1.64
Jason Karnuth, RHP* ...1998 Prince William (A+)	1.67
Santiago Guzman, RHP* ..1967 St. Petersburg (A)	1.74
Mike Proly, RHP*1973 St. Petersburg (A)	1.76
Greg Mathews, LHP* ...1985 Louisville (AAA)/St. Pete... 1.79	
Bob Sadowski, RHP**...1963 Atlanta (AAA).....	1.80
Frankie Martinez, RHP ...1993 Ark. (AA)/St. Pete/Sav.	1.88

SHUTOUTS

Santiago Guzman, RHP* ...1967 St. Petersburg (A)	7
Gregory LaMendoza, RHP ..1972 St. Petersburg (A)	6
Robert Stewart, RHP1975 Arkansas (AA)/St. Pete (A)....	6
12 tied with	5

GAMES

Luis DeLeon, RHP*1980 Arkansas (AA).....	76
Roy Bailey, RHP1991 Savannah (A)	73
Bryan Eversgerd, LHP* ...1991 Savannah (A)	72
Jeff Fassero, LHP*1988 Arkansas (AA).....	70
Howard Hilton, RHP* ...1989 Louisville (AAA).....	70
Ernie Baker, RHP1990 Savannah (A)	70
Dennis Aust, RHP*1965 J'ville (AAA)/Tulsa (AA).....	67
Felix Roque, RHP1967 Modesto (A).....	67
Howard Hilton, RHP* ...1988 Arkansas (AA).....	66
Dennis Fletcher, RHP ...1990 Savannah (A)	66

INNINGS PITCHED

Dick LeMay, LHP**1967 Tulsa (AAA).....	230.0
Dick LeMay, LHP**1968 Tulsa (AAA).....	230.0
Chuck Taylor, RHP*1968 Tulsa (AAA).....	230.0
Dave Bakenhaster, RHP* ..1966 St. Petersburg (A)	218.0
Reggie Cleveland, RHP* ...1969 Tulsa (AAA)/Ark. (AA)....	218.0
Dick LeMay, LHP**1966 Tulsa (AAA).....	215.0
John Martin, RHP.....1981 Gastonia (A)	212.0
Larry Jaster, LHP*1965 Tulsa (AA).....	210.0
Dick LeMay, LHP**1965 Jacksonville (AAA).....	209.0
Clint Stark, LHP.....1970 Modesto (A).....	209.0

SAVES

Jamie Cochran, RHP ...1993 Savannah (A)	46
Mike Perez, RHP*1987 Springfield, Ill. (A).....	41
John Kelly, RHP1992 St. Petersburg (A+)	38
Dale Kisten, RHP1989 Springfield, Ill. (A)	37
Craig Grasser, RHP1994 Savannah (A)	37
Eric Miller, RHP1994 St. Petersburg (A+)	37
Steve Montgomery, RHP**..1995 Arkansas (AA).....	36
Armando Almanza, LHP**..1997 Prince William (A+)	36
Jerry Santos, RHP1992 Springfield, Ill. (A)	35
Mark Worrell, RHP*2005 Palm Beach (A+).....	35
Mike Sillman, RHP2006 Palm Beach (A+).....	35
Chris Perez, RHP*2007 Mem. (AAA)/Spr. (AA).....	35

EARNED RUN AVERAGE - RELIEVER^^

Steve Jones, RHP.....1992 Hamilton (A-)	0.41
Stanley Kmet, RHP1973 St. Petersburg (A)	0.67
Clyde Keller, RHP1991 Springfield, Ill. (A)	0.75
Kyle Grana, RHP.....2015 Peoria (A)	0.78
Dean Weese, RHP1989 Savannah (A)	0.81
Mike Perez, RHP*1987 Springfield, Ill. (A).....	0.85
Kyle Grana, RHP2014 State College (A-).....	0.89
Eric Miller, RHP1993 St. Pete (A+)/Spr., Ill. (A)... 1.03	
Justin Wright, LHP2011 PB (A+)/QC (A)/GCL (R)... 1.03	
Jamie Cochran, RHP ...1992 Hamilton (A-).....	1.04

COMPLETE GAMES

Reggie Cleveland, RHP* ...1969 Tulsa (AAA)/Ark. (AA).....	18
John Fulgham, RHP* ...1977 St. Petersburg (A)	17
Chuck Taylor, RHP*1968 Tulsa (AAA).....	16
R.J. Harrison, RHP1977 St. Petersburg (A)	16
Frank Montgomery, LHP...1965 Tulsa (AA)/Raleigh (A).....	15
Dick LeMay, LHP**1968 Tulsa (AAA).....	15
Clint Stark, LHP.....1970 Modesto (A).....	15
Three tied with.....	14

*Played for St. Louis

**Played in majors with another organization

^ = min. 90 IP
^^ = min. 40 IP

THE GEORGE KISSELL AWARD

Presented by the Cardinals to the person who exhibits excellence in player development. Beginning in 2008, winners were selected by a poll of Cardinals minor league field staff. Due to COVID-19, no award was given in 2020.



GEORGE KISSELL
1920 - 2008

Year	Winner	Position
2022	José Oquendo	Coordinator of Instruction
2021	Dr. Robert Butler	Director of Performance
	Tim Leveque	Senior Minor League Pitching Coordinator
2019	Tony Ferreira	Manager, Player Development
2018	Gary LaRocque	Director, Player Development
2017	Stubby Clapp	Memphis Redbirds (AAA) Manager
2016	Steve Turco	Gulf Coast League Cardinals (R) Manager
2015	Randy Niemann	Palm Beach Cardinals (A) Pitching Coach
2014	Derrick May	Minor League Hitting Coordinator
2013	Oliver Marmol	State College Splikes (A) Manager
2012	Bryan Eversgerd	Springfield Cardinals (AA) Pitching Coach
2011	Steve Turco	Gulf Coast League Cardinals (R) Manager
2010	Mike Schildt	Johnson City Cardinals (A) Manager
2009	Chris Maloney	Memphis Redbirds (AAA) Manager
2008	Mark DeJohn	Batavia Muckdogs (A) Manager
2007	Dan Radison	Minor League Hitting Instructor
2006	Chris Maloney	Springfield Cardinals (AA) Manager
2005	Ron "Pop" Warner	Palm Beach Cardinals (A) Manager
2004	Blaise Isley	Tennessee Smokies (AA) Pitching Coach
2003	Mark DeJohn	Tennessee Smokies (AA) Manager
2002	Danny Sheaffer	Peoria Chiefs (A) Manager
2001	Dyar Miller	Memphis Redbirds (AAA) Pitching Coach
2000	Gaylen Pitts	Memphis Redbirds (AAA) Manager
1999	Mark Riggins	Minor League Pitching Coordinator
1998	Joe Pettini	Minor League Field Coordinator
1997	Mark O'Neal	Louisville Redbirds (AAA) Athletic Trainer
1996	Bo Milliken	Minor League Pitching Instructor
1995	George Kissell	Senior Field Coordinator

BASEBALL AMERICA TOP 30 CARDINALS PROSPECTS*

RANK	POSITION	PLAYER	AGE^	HIGHEST LEVEL
1	OF	Jordan Walker	20.9	AA-Springfield
2	RHP	Tink Hence	20.7	A-Palm Beach
3	SS	Masyn Winn	21.0	AA-Springfield
4	LHP	Matthew Liberatore	23.4	MLB-St. Louis
5	LHP	Cooper Hjerpe	22.0	---
6	OF	Alec Burleson	24.3	MLB-St. Louis
7	RHP	Gordon Graceffo	21.0	AA-Springfield
8	C	Iván Herrera	22.8	MLB-St. Louis
9	RHP	Michael McGreevy	22.7	AA-Springfield
10	SS	Jonathan Mejia	18.0	Rookie-DSL
11	LHP	Zack Thompson	25.4	MLB-St. Louis
12	C	Leonardo Bernal	19.1	A-Palm Beach
13	OF	Joshua Baez	19.8	A-Palm Beach
14	LHP	Brycen Mautz	21.7	---
15	LHP	Pete Hansen	22.7	---
16	RHP	Inohan Paniagua	23.1	High-A-Peoria
17	RHP	Alec Willis	20.0	Rookie-FCL
18	RHP	Moisés Gómez	24.6	AAA-Memphis
19	LHP	Connor Thomas	24.8	AAA-Memphis
20	RHP	Austin Love	24.2	High-A-Peoria
21	RHP	Max Rajcic	21.7	---
22	C	Jimmy Crooks	21.7	A-Palm Beach
23	RHP	Freddy Pacheco	24.9	AAA-Memphis
24	RHP	Jake Walsh	27.7	MLB-St. Louis
25	OF	Mike Antico	25.1	AA-Springfield
26	RHP	Ian Bedell	23.6	A-Palm Beach
27	RHP	Zane Mills	22.7	High-A-Peoria
28	RHP	Trent Baker	24.3	A-Palm Beach
29	RHP	Ryan Loutos	24.2	AAA-Memphis
30	RHP	Guillermo Zuniga	24.5	AA-Tulsa

ORGANIZATION BEST TOOLS

OFFENSE

Best Hitter for Average	Alec Burleson
Best Power Hitter	Moisés Gómez
Best Strike-Zone Discipline ...	Iván Herrera
Fastest Baserunner	Mike Antico
Best Athlete	Masyn Winn

PITCHING

Best Fastball	Tink Hence
Best Curveball	Zack Thompson
Best Slider	Andrew Marrero
Best Changeup	Logan Gragg
Best Control	Michael McGreevy

DEFENSE

Best Defensive Catcher	Pedro Pages
Best Defensive Infielder	Jeremy Rivas
Best Infield Arm	Masyn Winn
Best Defensive Outfielder	Mike Antico
Best Outfield Arm	Jordan Walker

*entering 2023

^as of 4/1/23



MINOR LEAGUE PLAYER OF THE YEAR

YEAR	NAME	TEAM(S)
1995	Mike Gulan, 3B	Louisville/Arkansas
1996	Dmitri Young, INF	Louisville
1997	Brent Butler, INF	Peoria
1998	Pablo Ozuna, INF	Peoria
1999	Adam Kennedy, INF	Memphis
2000	Albert Pujols, 3B	Peoria/Potomac
2001	Covelli Crisp, OF	Potomac
2002	John Gall, 1B	New Haven
2003	John Gall, 1B	Tennessee/Memphis
2004	Reid Gorecki, OF	Palm Beach/Tenn.
2005	Travis Hanson, 3B	Springfield
2006	Colby Rasmus, OF	Quad Cities/Palm Beach
2007	Colby Rasmus, OF	Springfield
2008	Daryl Jones, OF	Palm Beach/Springfield
2009	Allen Craig, OF	Memphis
2010	Matt Carpenter, 3B	Palm Beach/Springfield
2011	Matt Adams, 1B	Springfield
2012	Oscar Tavares, OF	Springfield
2013	Kolten Wong, 2B	Memphis
2014	Magneuris Sierra, OF	GCL Cardinals
2015	Stephen Piscotty, OF	Memphis
2016	Carson Kelly, C	Spfld./Mem./St. Louis
2017	Harrison Bader, OF	Memphis/St. Louis
2018	Tyler O'Neill, OF	Memphis/St. Louis
2019	Dylan Carlson, OF	Springfield/Memphis
2021*	Juan Yezpez, 1B	Springfield/Memphis
	Jordan Walker, 3B	Palm Beach/Peoria
2022*	Moisés Gómez, OF	Springfield/Memphis
	Jordan Walker, 3B/OF	Springfield

* Co-winners

MINOR LEAGUE PITCHER OF THE YEAR

YEAR	NAME	TEAM(S)
1995	Mike Busby, RHP	Louisville/Arkansas
1996	Britt Reames, RHP	Peoria
1997	Cliff Politte, RHP	Prince Wm./Arkansas
1998	Rick Ankiel, LHP	Peoria/Prince Wm.
1999	Rick Ankiel, LHP	Arkansas/Memphis
2000	Bud Smith, LHP	Arkansas/Memphis
2001	Jimmy Journell, RHP	Potomac/New Haven
2002	Tyler Johnson, LHP	Peoria
2003	Dan Haren, RHP	Tennessee/Memphis
2004	Anthony Reyes, RHP	Palm Beach/Tenn.
2005	Mark Worrell, RHP	Palm Beach
2006	Blake Hawksworth, RHP	Palm Beach/Springfield
2007	P. J. Walters, RHP	QC/Palm Beach/Spfld.
2008	Jess Todd, RHP	PB/Spfld./Mem.
2009	Lance Lynn, RHP	PB/Spfld./Mem.
2010	Shelby Miller, RHP	Quad Cities
2011	Shelby Miller, RHP	Palm Beach/Springfield
2012	Seth Maness, RHP	Palm Beach/Springfield
2013	Zach Petrick, RHP	Peoria/PB/Spfld.
2014	Marco Gonzales, LHP	PB/Spfld./Mem./St. Louis
2015*	Austin Gomber, LHP	Peoria
	Alex Reyes, RHP	Palm Beach/GCL/Spfld.
2016	Luke Weaver, RHP	Spfld./Mem./St. Louis
2017	Jack Flaherty, RHP	Memphis/St. Louis
2018	Dakota Hudson, RHP	Memphis/St. Louis
2019	Angel Rondón, RHP	Palm Beach/Springfield
2021	Matthew Liberatore, LHP	Memphis
2022	Gordon Graceffo, RHP	Peoria/Springfield



(L-R) RHP Tink Hence, OF Jordan Walker & SS Masyn Winn from the 2022 Arizona Fall League.

CARDINALS FIRST-ROUND PICKS IN AMATEUR DRAFT

JUNE DRAFT

Year	Player	Position	Overall
1965	Joe DiFazio	RHP	20
1966	Leron Lee	INF/OF	7
1967	Ted Simmons	C/OF	10
1968	James Hairston	OF	19
1969	Charles Minnett	LHP	20
1970	Jim Browning	RHP/SS	11
1971	Ed Kurpiel	1B/OF	8
1972	Dan Larson	P	21
1973	Joe Edelen	3B	12
1974	Garry Templeton	SS	13
1975	David Johnson	P	16
1976	Leon Durham	1B	15
1977	Terry Kennedy	C	6
1978	Robert Hicks	1B	15
1979	Andy Van Slyke	OF	6
1980	Don Collins	RHP	15
1981	Bobby Meacham	SS	8
1982	Todd Worrell	RHP	21
1983	Jim Lindeman	3B	24
1984	Mike Dunne	RHP	7
1985	Joe Magrane	LHP	18
1986	Luis Alicea	2B	23
1987	Cris Carpenter	RHP	14
1988	John Ericks	RHP	22
	Brad DuVall	RHP	23
1989	Paul Coleman	OF	6
1990	Donovan Osborne	LHP	13
	Aaron Holbert	SS	18
1991	Dmitri Young	3B	4
	Allen Watson	LHP	21
	Brian Barber	RHP	22
1992	Sean Lowe	RHP	15
1993	Alan Benes	RHP	16
1994	Bret Wagner	LHP	19
1995	Matt Morris	RHP	12
1996	Braden Looper	RHP	3
1997	Adam Kennedy	SS	20
1998	J.D. Drew	OF	5
1999	Chance Caple	RHP	30
2000	Shaun Boyd	OF	13
	Blake Williams	RHP	24
2001	Justin Pope	RHP	28
2002	No Selection	---	---
2003	Daric Barton	C	28
2004	Chris Lambert	RHP	19
2005	Colby Rasmus	OF	28
	Tyler Greene	SS	30
2006	Adam Ottavino	RHP	30

JUNE DRAFT (CONTINUED)

Year	Player	Position	Overall
2007	Peter Kozma	SS	18
2008	Brett Wallace	3B	13
2009	Shelby Miller	RHP	19
2010	Zack Cox	3B	22
2011	Kolten Wong	2B	22
2012	Michael Wacha	RHP	19
	James Ramsey	CF	23
2013	Marco Gonzales	LHP	19
	Rob Kaminsky	LHP	28
2014	Luke Weaver	RHP	27
	Jack Flaherty	RHP	34
2015	Nick Plummer	OF	23
2016	Delvin Perez	SS	23
	Dylan Carlson	OF	33
	Dakota Hudson	RHP	34
2017	No Selection	---	---
2018	Nolan Gorman	3B	19
	Griffin Roberts	RHP	43
2019	Zack Thompson	LHP	19
2020	Jordan Walker	3B	21
2021	Michael McGreevy	RHP	18
2022	Cooper Hjerpe	LHP	22

JANUARY DRAFT

Year	Player	Position	Overall
1966	Henry Urbanowica	1B	8
1967	Fred Grooms	RHP	9
1968	Mike Maselbas	RHP	20
1969	Al Hrabosky	LHP	19
1970	Don Reed	RHP	12
1971	Robert Gerdes	P	22
1972	Randal Rasmussen	SS	6
1973	Larry Storti	2B	11
1974	John Urrea	RHP	14
1975	Terry Gray	P	15
1976	Fulvio Bertolotti	C	16
1977	Curtis Reade	RHP	5
1978	Mike Gentry	RHP	16
1979	Bob Ferris	1B	5
1980	Ken Spears	OF	16
1981	Brad Luther	SS	7
1982	Tom Mauch	OF	22
1983	Jeff Perry	RHP	23
1984	Jeff Blauser	SS	8
1985	Chris Lee	RHP	17
1986	Charles Barrs	SS	24

Note: The January draft was discontinued in 1987.

CARDINALS 2022 DRAFT PICKS

Rd.	Player	Pos.	Pick	Rd.	Player	Pos.	Pick	Rd.	Player	Pos.	Pick
1.	Cooper Hjerpe	LHP	22	8.	Cade Winquest	RHP	247	15.	Matthew Hickey	RHP	457
2.	Brycen Mautz	LHP	59	9.	Joseph King	RHP	277	16.	Hunter Hayes	RHP	487
3.	Pete Hansen	LHP	97	10.	Tanner Jacobson	RHP	307	17.	Brody Moore	SS	517
4.	Jimmy Crooks	C	127	11.	Nathan Church	OF	337	18.	Jack Lynch	LHP	547
5.	Victor Scott II	OF	157	12.	Michael Curiale	SS	367	19.	Chris Rotondo	OF	577
6.	Max Rajcic	RHP	187	13.	Chandler Arnold	RHP	397	20.	Gavin Van Kempen	RHP	607
7.	Alex Iadisernia	OF	217	14.	DJ Carpenter	RHP	427				

Bold = Players signed



2023 MINOR LEAGUE PLAYERS

ALMONTE, Hancel

OF

Height - 6'1 **Bats** - R **Born** - 12/6/2005 at Santo Domingo, Dominican Republic
Weight - 202 **Throws** - R **Resides** - Santo Domingo, Dominican Republic
HOW OBTAINED - Signed by the Cardinals as an International free-agent on 1/15/2023

YR	CLUB	LG	AVG	G	AB	R	H	2B	3B	HR	RBI	SH	SF	HP	BB	SO	SB	CS	OBP	SLG	E
2023 WILL BE HIS FIRST PROFESSIONAL SEASON																					

ANTICO, Mike

OF

Height - 5'10 **Bats** - L **Born** - 2/16/1998 at Colts Neck, NJ
Weight - 206 **Throws** - R **Resides** - Colts Neck, NJ
SCHOOL - University of Texas

HOW OBTAINED - Cardinals 8th round selection (241st overall) in the 2021 MLB Draft
CAREER NOTES - **2023**: Rated as the No. 25 prospect and as the "Fastest Baserunner" and "Best Defensive Outfielder" in the Cardinals organization entering the season by *Baseball America's* "Best Tools" survey...participated in early workouts and seminars as part of the team's Spring Training Early Program (STEP Camp). **2022**: Ranked among Cardinals minor league leaders in stolen bases (67, 1st), walks (71, 1st), doubles (31, T3rd), runs (85, 4th), hits (126, 5th), RBI (63, T9th) and home runs (14, T10th)...ranked among Texas League (6th) and Midwest League (3rd) leaders in stolen bases...67 stolen bases were 10th-most by a Cardinals minor leaguer in a single-season since 1962, becoming the first Cardinal to steal 60+ bases in a season since 2001...Midwest League Player of the Week (June 6-12)...Played for Salt River in the Arizona Fall League, ranking T7th with 8 SB. **2021**: Ranked among Cardinals minor league leaders in slugging pct. (.490, 6th), OPS (.829, 9th), triples (3, T-9th). **COLLEGE**: Batted .316 and hit safely in all five games in the 2021 College World Series with Texas...led all NCAA Division I batters in 2021 with 63 walks, ranked second with 41 stolen bases and T8th with 69 runs scored...named First Team All-Big East in 2019 while at St. John's University, leading the Red Storm with a .386 batting average, before transferring to Texas for the 2021 season. **MISC**: Grandfather was drafted by the Minnesota Twins in the 1960s.

PRONUNCIATION: an-TEE-koh

YR	CLUB	LG	AVG	G	AB	R	H	2B	3B	HR	RBI	SH	SF	HP	BB	SO	SB	CS	OBP	SLG	E
21	Palm Beach	Fla. St.	.266	39	141	21	38	8	*3	6	19	0	0	3	13	33	8	1	.340	.490	1
22	Peoria	Midwest	.255	71	274	41	70	19	2	6	32	0	2	4	41	76	*37	3	.358	.405	2
	Springfield	Texas	.233	60	240	44	56	12	0	8	31	0	1	4	30	67	*30	4	.327	.383	0
Minor League Totals			.250	170	657	106	164	39	5	20	82	0	3	11	84	176	75	8	.343	.416	3

ARIAS, Benjamin

RHP

Height - 6'6 **Bats** - R **Born** - 11/05/2001 at San Cristobal, Dominican Republic
Weight - 250 **Throws** - R **Resides** - Santo Domingo, Dominican Republic
HOW OBTAINED - Signed by the Cardinals as an International free-agent on 1/26/2019

CAREER NOTES - **2022**: Ranked among FCL leaders in games started (2nd). **2021**: Ranked among Cardinals minor league leaders in ERA (1.94, 4th) and WHIP (1.04, 4th).

YR	CLUB	LG	W-L	ERA	G	GS	CG	SHO	SV	IP	H	R	ER	HR	HB	BB	SO	WP	BK	
19	DSL Cardinals Blue	DSL	1-1	8.02	16	0	0	0	0	21.1	34	26	19	1	4	16	19	13	0	
	DSL Cardinals Red	DSL	0-1	10.80	2	0	0	0	0	3.1	4	4	4	0	1	3	3	0	0	
20	DID NOT PITCH -- NO MiLB SEASON																			
21	DSL Cardinals Blue	DSL	*3-3	1.94	12	*12	0	0	0	*51.0	39	18	11	2	2	14	*61	11	0	
22	FCL Cardinals	FCL	1-4	3.64	12	*11	0	0	0	*42.0	50	26	17	3	5	21	*40	3	0	
Minor League Totals			5-9	3.90	42	23	0	0	0	117.2	127	74	51	6	12	54	123	27	0	

ARNOLD, Chandler

RHP

Height - 6'2 **Bats** - R **Born** - 11/19/1999 at Dallas, TX
Weight - 188 **Throws** - R **Resides** - Forney, TX
SCHOOL - Dallas Baptist University

HOW OBTAINED - Cardinals 13th round selection (397th overall) in the 2022 MLB Draft

CAREER NOTES - **COLLEGE**: Finished his Division I career with a 6-5 record and 4.78 ERA over 96.0 innings with nine saves...Earned the win in the Patriots win over No. 6 Texas Christian in the 2021 Fort Worth Regional. **MISC**: Transferred from Odessa (TX) College after his freshman year.

YR	CLUB	LG	W-L	ERA	G	GS	CG	SHO	SV	IP	H	R	ER	HR	HB	BB	SO	WP	BK
22	FCL Cardinals	FCL	0-0	0.00	1	0	0	0	0	1.0	1	0	0	0	0	1	1	0	0

* Led Team

+ Led League

ARTHUR, Andru
OF
Height - 6'1 **Bats** - L **Born** - 11/1/2005 at Nassau, Bahamas

Weight - 175 **Throws** - L **Resides** - Nassau, Bahamas

HOW OBTAINED - Signed by the Cardinals as an International free-agent on 1/15/2023

YR	CLUB	LG	AVG	G	AB	R	H	2B	3B	HR	RBI	SH	SF	HP	BB	SO	SB	CS	OBP	SLG	E
2023 WILL BE HIS FIRST PROFESSIONAL SEASON																					

ASPRILLA, Paulo
C
Height - 5'8 **Bats** - R **Born** - 4/28/2006 at Cartagena, Colombia

Weight - 177 **Throws** - R **Resides** - Cartagena, Colombia

HOW OBTAINED - Signed by the Cardinals as an International free-agent on 2/10/2023

YR	CLUB	LG	AVG	G	AB	R	H	2B	3B	HR	RBI	SH	SF	HP	BB	SO	SB	CS	OBP	SLG	E
2023 WILL BE HIS FIRST PROFESSIONAL SEASON																					

ATOCHA, Luis
C
Height - 6'0 **Bats** - L **Born** - 12/14/2004 at Guayaquil, Ecuador

Weight - 188 **Throws** - R **Resides** - Guayaquil, Ecuador

HOW OBTAINED - Signed by the Cardinals as an International free-agent on 1/15/2023

YR	CLUB	LG	AVG	G	AB	R	H	2B	3B	HR	RBI	SH	SF	HP	BB	SO	SB	CS	OBP	SLG	E
2023 WILL BE HIS FIRST PROFESSIONAL SEASON																					

BÁEZ, Jarol
RHP
Height - 6'3 **Bats** - R **Born** - 10/21/2005 at San Cristobal, Dominican Republic

Weight - 207 **Throws** - R **Resides** - San Cristobal, Dominican Republic

HOW OBTAINED - Signed by the Cardinals as an International free-agent on 1/15/2023

YR	CLUB	LG	W-L	ERA	G	GS	CG	SHO	SV	IP	H	R	ER	HR	HB	BB	SO	WP	BK
2023 WILL BE HIS FIRST PROFESSIONAL SEASON																			

BÁEZ, Joshua
OF
Height - 6'3 **Bats** - R **Born** - 6/28/2003 at Boston, MA

Weight - 236 **Throws** - R **Resides** - Dorchester Center, MA

SCHOOL - Dexter School (MA)

HOW OBTAINED - Cardinals 2nd round selection (54th overall) in the 2021 MLB Draft

CAREER NOTES - **2023:** Rated as the No. 13 prospect in the Cardinals organization entering the season by *Baseball America*...participated in early workouts and seminars as part of the team's Spring Training Early Program (STEP Camp).

2022: Rated as the No. 7 prospect and having the "Best Outfield Arm" in the Cardinals organization entering the season by *Baseball America*'s "Best Tools" survey...missed a significant portion of the season after suffering a hamate injury during his first at-bat of the season with Palm Beach on May 16. **PREP:** Named Massachusetts Gatorade Player of the Year in 2020 and 2021...batted .378 with 3 HR and 13 RBI as a senior in 2021, as well as pitching 18.0 innings with a fastball that reached 98 miles per hour and led to a 1.94 ERA and 44 strikeouts. **MISC:** Born in Boston, Mass., before moving to the Dominican Republic as an infant...returned to Boston when he was 11 years old.

YR	CLUB	LG	AVG	G	AB	R	H	2B	3B	HR	RBI	SH	SF	HP	BB	SO	SB	CS	OBP	SLG	E	
21	FCL Cardinals	FCL	.158	23	76	18	12	3	1	2	8	0	2	3	14	28	5	0	.305	.303	1	
22	Palm Beach	Fla. St.	.286	20	63	11	18	5	1	3	16	0	1	4	11	30	4	3	.418	.540	2	
	FCL Cardinals	FCL	.237	12	38	4	9	3	0	1	5	0	0	0	5	14	*6	1	.326	.395	2	
Minor League Totals				.220	55	177	33	39	11	2	6	29	0	3	7	30	72	15	4	.350	.407	5

**BAKER, Trent****Height** - 6'3 **Bats** - R **Born** - 12/28/1998 at Austin TX**Weight** - 243 **Throws** - R **Resides** - Georgetown, TX**SCHOOL** - Angelo State University (TX)**HOW OBTAINED** - Cardinals 9th round selection (271st overall) in the 2021 MLB Draft**CAREER NOTES - 2023:** Rated as the No. 28 prospect in the Cardinals organization entering the season by *Baseball America*...participated in early workouts and seminars as part of the team's Spring Training Early Program (STEP Camp).**2022:** Set the Palm Beach single-season franchise record for most strikeouts...led all qualified Florida State League pitchers in ERA, wins, strikeouts, games started and innings pitched...ranked among Cardinals minor league leaders in wins (9, 4th), strikeouts (138, 5th), games started (25, T5th) and innings pitched (123.1, 10th)...Florida State League Pitcher of the Week (April 25-May 1)...started Game 1 of the FSL Semifinals vs. St. Lucie (6.2 IP, 3 ER)...had three games of 7.0 IP, 0 R and 4 H or less allowed...non-roster invitee to Major League Spring Training. **COLLEGE:** Led Angelo State University to the Division II College World Series in 2021, going 13-1 with a 2.11 ERA and 121 strikeouts in 106.2 innings...finished 2021 named as the Lone Star Conference Pitcher of the Year, LSC Preseason Pitcher of the Year, LSC First Team All-Conference and the South Central Pitcher of the Year...named LSC All-Conference and First Team All-Region in 2019 as a sophomore.

YR	CLUB	LG	W-L	ERA	G	GS	CG	SHO	SV	IP	H	R	ER	HR	HB	BB	SO	WP	BK
21	FCL Cardinals	FCL	0-0	5.87	8	0	0	0	0	7.2	9	5	5	2	0	2	10	1	0
22	Palm Beach	Fla St.	+9-7	+3.14	25	+25	0	0	0	+123.1	114	53	43	8	7	48	+138	7	2
Minor League Totals			9-7	3.30	33	25	0	0	0	131.0	123	58	38	10	7	50	148	8	2

BATISTA, Arfeni**Height** - 6'0 **Bats** - R **Born** - 9/4/2004 at Santo Domingo, Dominican Republic**Weight** - 174 **Throws** - R **Resides** - Santo Domingo, Dominican Republic**HOW OBTAINED** - Signed by the Cardinals as an International free-agent on 1/15/2022

YR	CLUB	LG	AVG	G	AB	R	H	2B	3B	HR	RBI	SH	SF	HP	BB	SO	SB	CS	OBP	SLG	E
22	DSL Cardinals	DSL	.240	39	129	21	31	5	1	1	19	9	1	2	21	45	4	2	.353	.318	6

BEDELL, Ian**Height** - 6'2 **Bats** - R **Born** - 9/5/1999 at Davenport, IA**Weight** - 214 **Throws** - R **Resides** - West Palm Beach, FL**SCHOOL** - University of Missouri**HOW OBTAINED** - Cardinals 4th round selection (122nd overall) in the 2020 MLB Draft**CAREER NOTES - 2023:** Rated as the No. 26 prospect in the Cardinals organization entering the season by *Baseball America*. **2021:** Underwent Tommy John surgery in May... entered the season rated as the No. 23 prospect in the Cardinals organization by *Baseball America*. **COLLEGE:** Named 3rd team All-American for D1Baseball.com and Perfect Game/Rawlings in 2020. **MISC:** Won 2019 Cape Cod League "Outstanding Pitching Award" after going 4-0 with an 0.59 ERA over six starts with 36 strikeouts for Wareham...was the starting pitcher for the West All-Star Team.

YR	CLUB	LG	W-L	ERA	G	GS	CG	SHO	SV	IP	H	R	ER	HR	HB	BB	SO	WP	BK
20	DID NOT PITCH -- NO MiLB SEASON																		
21	Peoria	Midwest	0-1	10.13	2	1	0	0	0	2.2	7	4	3	0	1	2	4	0	0
22	FCL Cardinals	FCL	0-0	0.00	3	2	0	0	0	3.0	3	0	0	0	0	2	6	0	0
	Palm Beach	Fla. St.	0-0	6.75	3	0	0	0	0	2.2	6	5	2	0	0	1	4	2	0
Minor League Totals			0-1	5.40	8	3	0	0	0	8.1	16	9	5	0	1	5	14	2	0

BELLER, John**Height** - 5'11 **Bats** - L **Born** - 3/6/1999 at Los Angeles, CA**Weight** - 194 **Throws** - L **Resides** - Los Angeles, CA**SCHOOL:** University of Southern California**HOW OBTAINED** - Signed by the Cardinals as a non-drafted minor league free-agent on 7/28/2020**CAREER NOTES - 2022:** Ranked among Cardinals minor league leaders in opp. average (.171, 3rd). **2021:** Low-A Southeast Pitcher of the Week (May 10-16)...struck out a career-high 12 batters over 6.2 scoreless innings in his second professional start on May 13 at Jupiter.

YR	CLUB	LG	W-L	ERA	G	GS	CG	SHO	SV	IP	H	R	ER	HR	HB	BB	SO	WP	BK
20	DID NOT PITCH -- NO MiLB SEASON																		
21	Palm Beach	LoA-SE	0-7	4.59	21	*19	0	0	1	80.1	78	54	41	6	3	44	98	10	0
22	Peoria	Midwest	2-1	3.04	13	2	0	0	3	26.2	15	10	9	2	1	12	36	1	1
	Springfield	Texas	3-1	6.75	15	0	0	0	0	16.0	11	14	12	2	1	14	17	3	0
Minor League Totals			5-9	4.54	49	21	0	0	4	123.0	104	78	62	10	5	70	151	14	1

* Led Team

+ Led League

BELTRE, Alexander
LHP
Height - 6'1 **Bats** - R **Born** - 11/05/2002 at Sur, Dominican Republic

Weight - 200 **Throws** - L **Resides** - Sur, Dominican Republic

HOW OBTAINED - Signed by the Cardinals as an International free-agent on 7/2/2019

CAREER NOTES - 2022: Ranked among Cardinals minor league leaders in ERA (2.01, 4th).

YR	CLUB	LG	W-L	ERA	G	GS	CG	SHO	SV	IP	H	R	ER	HR	HB	BB	SO	WP	BK
20	DID NOT PITCH -- NO MiLB SEASON																		
21	DSL Cardinals Blue	DSL	*3-3	7.85	+24	2	0	0	0	39.0	46	42	34	6	1	28	44	12	0
22	DSL Cardinals	DSL	2-1	2.01	10	8	+1	0	0	40.1	34	13	9	0	0	13	46	11	1
Minor League Totals			5-4	4.88	34	10	1	0	0	79.1	80	55	43	6	1	41	90	23	1

BERNAL, Leonardo
C
Height - 6'0 **Bats** - S **Born** - 2/13/2004 at Panama City, Panama

Weight - 227 **Throws** - R **Resides** - Panama City, Panama

HOW OBTAINED - Signed by the Cardinals as an International free-agent on 1/15/2021

CAREER NOTES - CAREER: Has thrown out 25.7% (29 CS/113 SB ATT) of attempted base runners. **2023:** Rated as the No. 12 prospect in the Cardinals organization entering the season by *Baseball America*...participated in early workouts and seminars as part of the team's Spring Training Early Program (STEP Camp)...registered his first career multi-HR game and career-high 5 RBI on July 3 at Daytona. **MISC:** Helped lead Panama to the 2018 Under-15 World Cup Silver Medal.

YR	CLUB	LG	AVG	G	AB	R	H	2B	3B	HR	RBI	SH	SF	HP	BB	SO	SB	CS	OBP	SLG	E
21	DSL Cardinals Blue	DSL	.209	44	158	23	33	*9	1	5	*29	0	0	3	17	28	3	1	.298	.373	6
22	Palm Beach	Fla. St.	.256	45	156	22	40	8	1	7	29	0	1	2	12	32	1	1	.316	.455	6
Minor League Totals			.233	89	314	45	73	17	2	12	58	0	1	5	29	60	4	2	.307	.414	12

BLACK, Grant
RHP
Height - 6'4 **Bats** - R **Born** - 7/21/1994 at Newport, AR

Weight - 223 **Throws** - R **Resides** - Little Rock, AR

SCHOOL - University of Arkansas at Monticello

HOW OBTAINED - Signed by the Cardinals as a minor league free-agent on 2/1/2020

CAREER NOTES - 2023: Participated in early workouts and seminars as part of the team's Spring Training Early Program (STEP Camp). **2022:** Ranked among Cardinals minor league leaders in games (45, T4th). **2019:** Ranked 8th in the Frontier League with nine saves.

YR	CLUB	LG	W-L	ERA	G	GS	CG	SHO	SV	IP	H	R	ER	HR	HB	BB	SO	WP	BK
18	Gateway	Frontier	1-4	4.38	35	0	0	0	7	49.1	49	30	24	7	2	21	63	5	0
19	Gateway	Frontier	1-6	2.41	51	0	0	0	9	52.1	36	21	14	3	1	16	65	4	0
	New Britain	Atlantic	1-1	4.63	12	0	0	0	1	11.2	16	7	6	1	1	4	13	0	0
20	DID NOT PITCH -- NO MiLB SEASON																		
21	Springfield	Texas	1-3	5.70	16	4	0	0	1	36.1	39	26	23	3	3	26	39	8	0
	Memphis	Intl.	0-0	3.91	14	2	0	0	1	23.0	22	10	10	2	2	9	23	1	0
22	Springfield	Texas	3-3	*3.69	22	0	0	0	1	31.2	31	24	13	4	2	17	33	1	1
	Memphis	Intl.	2-2	4.17	23	5	0	0	1	45.1	40	25	21	7	1	18	24	0	0
Independent League Totals			3-11	3.49	98	0	0	0	17	113.1	101	58	44	11	4	41	141	9	0
Minor League Totals			6-8	4.42	75	11	0	0	4	136.1	132	85	67	16	8	70	119	10	1

BOLIVAR, Javier
INF
Height - 6'3 **Bats** - R **Born** - 12/19/2002 at Anzoategui, Venezuela

Weight - 194 **Throws** - R **Resides** - Anzoategui, Venezuela

HOW OBTAINED - Signed by the Cardinals as an International free-agent on 7/2/2019

YR	CLUB	LG	AVG	G	AB	R	H	2B	3B	HR	RBI	SH	SF	HP	BB	SO	SB	CS	OBP	SLG	E
20	DID NOT PLAY -- NO MiLB SEASON																				
21	DSL Cardinals Blue	DSL	.200	20	60	5	12	0	1	0	2	0	0	2	13	18	1	0	.360	.233	7
22	FCL Cardinals	FCL	.176	37	74	12	13	2	0	3	9	0	0	1	17	37	4	0	.337	.324	4
Minor League Totals			.187	57	134	17	25	2	1	3	11	0	0	3	30	55	5	0	.347	.284	11

**BRETTELL, Mike**

Height - 6'3 Bats - R Born - 7/13/1997 at Fonthill, Ontario, Canada

Weight - 214 Throws - R Resides - Fonthill, Ontario, Canada

SCHOOL - Central Michigan University

HOW OBTAINED - Cardinals 15th round selection (493rd overall) in the 2018 MLB Draft

CAREER NOTES - 2022: Ranked among Cardinals minor league leaders in games (45, T4th)...ranked among Texas League leaders in games (5th).

YR	CLUB	LG	W-L	ERA	G	GS	CG	SHO	SV	IP	H	R	ER	HR	HB	BB	SO	WP	BK
18	Johnson City	Appy	1-3	8.78	17	4	0	0	1	27.2	44	28	27	4	4	9	29	7	0
19	Peoria	Midwest	5-10	5.76	26	*21	0	0	0	*120.1	151	89	77	13	3	47	79	9	0
20	DID NOT PITCH -- NO MiLB SEASON																		
21	Peoria	Midwest	1-0	2.84	4	0	0	0	0	12.2	13	5	4	0	0	5	13	2	0
	Springfield	Texas	1-5	7.97	23	6	0	0	0	70.0	96	65	62	15	7	27	57	14	0
22	Springfield	Texas	5-3	5.58	*45	0	0	0	1	71.0	80	50	44	5	10	34	58	7	1
Minor League Totals			13-21	6.38	115	31	0	0	2	301.2	384	237	214	37	24	122	236	39	1

RHP

BUCHBERGER, Jacob

Height - 6'1 Bats - R Born - 10/1/1997 at Muskegon, MI

Weight - 241 Throws - R Resides - Montague, MI

SCHOOL: Davenport University (MI)

HOW OBTAINED - Signed by the Cardinals as a non-drafted minor league free-agent on 6/16/2020

CAREER NOTES - 2023: Participated in early workouts and seminars as part of the team's Spring Training Early Program (STEP Camp). 2022: Ranked among Cardinals minor league leaders in triples (4, T5th) and stolen bases (18, T10th).

PRONUNCIATION: BUSH-ber-gher

YR	CLUB	LG	AVG	G	AB	R	H	2B	3B	HR	RBI	SH	SF	HP	BB	SO	SB	CS	OBP	SLG	E
20	DID NOT PLAY -- NO MiLB SEASON																				
21	Palm Beach	Fla. St.	.308	72	266	36	*82	14	*3	3	34	0	2	4	34	57	5	2	.392	.417	11
	Peoria	Midwest	.163	21	80	7	13	5	2	0	5	0	0	0	5	22	2	0	.212	.275	2
22	Peoria	Midwest	.257	94	350	43	90	9	4	9	51	0	1	2	41	82	16	1	.338	.383	8
	Springfield	Texas	.539	5	13	3	7	1	0	1	4	0	0	0	5	3	2	2	.667	.846	0
Minor League Totals			.271	192	709	89	192	29	9	13	94	0	3	6	85	164	25	5	.352	.392	21

INF

BURNS, Jake

Height - 6'0 Bats - L Born - 02/17/2003 at Sydney, Australia

Weight - 212 Throws - R Resides - Sylvania Waters, Australia

HOW OBTAINED - Signed by the Cardinals as an International free-agent on 9/25/2019

CAREER NOTES - CAREER: Has thrown out 34.0% (18 CS/53 SB ATT) of attempted base runners. 2023: Participated in early workouts and seminars as part of the team's Spring Training Early Program (STEP Camp). MISC: Played for Australia in the 2015 Little League World Series. Hit two home runs in the tournament, against Venezuela and the Dominican Republic. Pitched 4.1 innings of one-hit ball with 10 strikeouts vs. the Dominican Republic in a 3-0 win.

YR	CLUB	LG	AVG	G	AB	R	H	2B	3B	HR	RBI	SH	SF	HP	BB	SO	SB	CS	OBP	SLG	E
20	DID NOT PLAY -- NO MiLB SEASON																				
21	FCL Cardinals	FCL	.205	35	112	14	23	5	0	2	13	0	*2	1	18	36	2	1	.316	.304	5
22	Palm Beach	Fla. St.	.192	17	47	7	9	4	0	0	2	1	0	1	10	23	0	1	.345	.277	1
	FCL Cardinals	FCL	.000	5	14	1	0	0	0	0	1	0	0	0	5	6	1	1	.263	.000	0
Minor League Totals			.185	57	173	22	32	9	0	2	16	1	2	2	33	65	3	3	.319	.272	6

C

* Led Team

+ Led League

CABELL, Elijah

OF

Height - 6'1 **Bats** - R **Born** - 6/30/1999 at Altamonte Springs, FL
Weight - 223 **Throws** - R **Resides** - Winter Park, FL

SCHOOL - Florida State University

HOW OBTAINED - Cardinals 17th round selection (511th overall) in the 2021 MLB Draft

CAREER NOTES - COLLEGE: Hit 15 home runs with a .264 batting average and 40 RBI in 50 games for Florida State in 2021 and became the first Seminole player to hit a home run in four consecutive games since 2015...hit a 489-foot home run Feb. 28, 2021 against Pittsburgh. **PREP**: Named First Team All-Florida and Rawlings/Perfect Game All-American in 2018. **MISC**: Originally selected by the Milwaukee Brewers in the 14th round of the 2018 MLB Draft, but did not sign.

YR	CLUB	LG	AVG	G	AB	R	H	2B	3B	HR	RBI	SH	SF	HP	BB	SO	SB	CS	OBP	SLG	E
21	Palm Beach	Fla. St.	.246	19	61	6	15	2	1	3	8	0	0	3	7	29	0	0	.352	.459	2
22	Palm Beach	Fla. St.	.162	56	167	24	27	5	0	*8	27	0	2	7	*40	98	1	0	.343	.335	1
Minor League Totals			.184	75	228	30	42	7	1	11	35	0	2	10	47	127	1	0	.345	.368	3

CABRERA, Romtres

OF

Height - 6'0 **Bats** - R **Born** - 9/13/2003 at San Pedro de Macoris, Dominican Republic
Weight - 208 **Throws** - R **Resides** - San Pedro de Macoris, Dominican Republic

HOW OBTAINED - Signed by the Cardinals as an International free-agent on 1/15/2021

CAREER NOTES - 2021: Ranked among Cardinals minor league leaders in triples (5, T-2nd), stolen bases (11, T-9th), on-base pct. (.384, 10th) and OPS (.828, 10th).

YR	CLUB	LG	AVG	G	AB	R	H	2B	3B	HR	RBI	SH	SF	HP	BB	SO	SB	CS	OBP	SLG	E
21	DSL Cardinals Red	DSL	.244	*52	*160	*37	39	7	*5	5	*30	0	1	*11	26	70	11	8	.384	.444	3
22	FCL Cardinals	FCL	.100	29	60	8	6	1	0	0	2	0	0	1	10	28	5	2	.239	.117	0
Minor League Totals			.205	81	220	45	45	8	5	5	32	0	1	12	36	98	16	10	.346	.355	3

CALDERON, Augusto

RHP

Height - 6'0 **Bats** - R **Born** - 10/6/2000 at San Pedro de Macoris, Dominican Republic
Weight - 223 **Throws** - R **Resides** - San Pedro de Macoris, Dominican Republic

HOW OBTAINED - Signed by the Cardinals as an International free-agent on 4/25/2018

CAREER NOTES - 2021: Ranked among Cardinals minor league leaders in WHIP (0.96, 2nd), opp. average (.165, 2nd) and ERA (2.25, 5th).

YR	CLUB	LG	W-L	ERA	G	GS	CG	SHO	SV	IP	H	R	ER	HR	HB	BB	SO	WP	BK	
18	DSL Cardinals Red	DSL	1-0	10.66	11	0	0	0	0	12.2	14	20	15	2	9	14	5	6	0	
19	DSL Cardinals Red	DSL	4-4	5.54	18	0	0	0	1	26.0	24	21	16	1	6	19	34	12	1	
20	DID NOT PITCH -- NO MILB SEASON																			
21	DSL Cardinals Red	DSL	3-1	2.25	*20	0	0	0	*5	28.0	16	9	7	2	1	11	34	2	0	
22	FCL Cardinals	FCL	3-2	7.71	17	0	0	0	1	23.1	28	21	20	1	5	10	30	5	0	
Minor League Totals			11-7	5.80	66	0	0	0	7	90.0	82	71	58	6	21	54	103	25	1	

CARABALLO, Heriberto

C

Height - 5'8 **Bats** - R **Born** - 2/18/2005 at Santo Domingo, Dominican Republic
Weight - 191 **Throws** - R **Resides** - Azua, Dominican Republic

HOW OBTAINED - Signed by the Cardinals as an International free-agent on 2/18/2023

YR	CLUB	LG	AVG	G	AB	R	H	2B	3B	HR	RBI	SH	SF	HP	BB	SO	SB	CS	OBP	SLG	E
2023 WILL BE HIS FIRST PROFESSIONAL SEASON																					

CARMONA, Carlos

OF

Height - 6'2 **Bats** - R **Born** - 7/1/2004 at Petare, Venezuela
Weight - 190 **Throws** - R **Resides** - Petare, Venezuela

HOW OBTAINED - Signed by the Cardinals as an International free-agent on 1/15/2021

YR	CLUB	LG	AVG	G	AB	R	H	2B	3B	HR	RBI	SH	SF	HP	BB	SO	SB	CS	OBP	SLG	E
21	DSL Cardinals Red	DSL	.210	37	124	20	26	7	1	0	11	0	2	5	13	39	6	2	.306	.282	1
22	DSL Cardinals	DSL	.255	32	94	21	24	3	1	2	15	0	4	7	14	18	4	2	.378	.372	0
Minor League Totals			.229	69	218	41	50	10	2	2	26	0	6	12	27	57	10	4	.338	.321	1

* Led Team + Led League

**CARPENTER, Daniel (D.J.)****RHP****Height** - 6'8 **Bats** - R **Born** - 2/8/2000 at Valencia, CA**Weight** - 241 **Throws** - R **Resides** - Moreno Valley, CA**SCHOOL** - Oregon State University**HOW OBTAINED** - Cardinals 14th round selection (427th overall) in the 2022 MLB Draft**CAREER NOTES** - **COLLEGE**: Transferred from Central Arizona Community College where he won a NJCAA National Championship as a freshman. **MISC**: Teammate of Cardinals 2022 1st Round Draft Pick Cooper Hjerpe. **PREP**: Under Armour preseason All-American as a senior at Martin Luther King, Jr. High School.

YR	CLUB	LG	W-L	ERA	G	GS	CG	SHO	SV	IP	H	R	ER	HR	HB	BB	SO	WP	BK
22	FCL Cardinals	FCL	0-0	4.50	2	0	0	0	0	2.0	3	1	1	0	0	2	3	1	0
	Palm Beach	Fla. St.	0-0	0.00	2	0	0	0	1	2.0	0	0	0	0	0	0	3	0	0
Minor League Totals			0-0	2.25	4	0	0	0	1	4.0	3	1	1	0	0	2	6	1	0

CARRERA, Emisael**RHP****Height** - 6'2 **Bats** - R **Born** - 2/22/2006 at Bejuma, Venezuela**Weight** - 198 **Throws** - R **Resides** - Bejuma, Venezuela**HOW OBTAINED** - Signed by the Cardinals as an International free-agent on 1/15/2023

YR	CLUB	LG	W-L	ERA	G	GS	CG	SHO	SV	IP	H	R	ER	HR	HB	BB	SO	WP	BK
2023 WILL BE HIS FIRST PROFESSIONAL SEASON																			

CERVANTES, Alejandro**RHP****Height** - 6'3 **Bats** - R **Born** - 5/15/2001 at Tijuana, Mexico**Weight** - 210 **Throws** - R **Resides** - Tijuana, Mexico**HOW OBTAINED** - Signed by the Cardinals as an International free-agent on 7/2/2019

YR	CLUB	LG	W-L	ERA	G	GS	CG	SHO	SV	IP	H	R	ER	HR	HB	BB	SO	WP	BK
20	DID NOT PITCH -- NO MiLB SEASON																		
21	DSL Cardinals Blue	DSL	*3-3	4.50	20	0	0	0	*3	32.0	30	19	16	1	5	13	33	7	0
22	FCL Cardinals	FCL	0-1	4.38	9	1	0	0	0	12.1	9	6	6	1	3	10	20	2	1
Minor League Totals			3-4	4.47	29	1	0	0	3	44.1	39	25	22	2	8	23	53	9	1

CHAMBERS, Mack**SS****Height** - 5'10 **Bats** - S **Born** - 8/10/1999 at Tahlequah, OK**Weight** - 170 **Throws** - R **Resides** - Shawnee, OK**SCHOOL** - University of New Mexico**HOW OBTAINED** - Cardinals 11th round selection (331st overall) in the 2021 MLB Draft**CAREER NOTES** - **COLLEGE**: Batted .371 with 16 doubles, 7 HR, 31 RBI and a 1.068 OPS with 16 walks and 12 strikeouts in 41 games for the University of New Mexico in 2021...batted .422 in 76 games across two seasons at Seminole State Community College (Okla.) from 2018-20 before he transferred to New Mexico. **MISC**: Chambers' father, Mack Chambers II, was selected by the Cleveland Indians in the 42nd round of the 1992 MLB Draft and coached his son at Seminole State Community College...originally selected by the Chicago Cubs in the 11th round of the 2019 MLB Draft, but did not sign.

YR	CLUB	LG	AVG	G	AB	R	H	2B	3B	HR	RBI	SH	SF	HP	BB	SO	SB	CS	OBP	SLG	E
21	Palm Beach	Fla. St.	.203	34	118	15	24	5	1	0	11	0	2	1	15	26	1	2	.294	.263	13
22	Peoria	Midwest	.242	79	260	49	63	13	1	6	29	2	2	2	34	60	10	3	.332	.369	18
Minor League Totals			.230	113	378	64	87	18	2	6	40	2	4	3	49	86	11	5	.320	.336	31

CHIRINOS, Junior**RHP****Height** - 6'2 **Bats** - R **Born** - 11/18/2004 at Ciudad Ojeda, Venezuela**Weight** - 185 **Throws** - R **Resides** - Merida, Venezuela**HOW OBTAINED** - Signed by the Cardinals as an International free-agent on 1/15/2022

YR	CLUB	LG	W-L	ERA	G	GS	CG	SHO	SV	IP	H	R	ER	HR	HB	BB	SO	WP	BK
22	DSL Cardinals	DSL	2-0	4.30	8	0	0	0	0	14.2	14	9	7	3	1	3	14	1	0

CHO, Won-Bin

OF

Height - 6'2 Bats - L Born - 8/20/2003 at Seongnam, South Korea

Weight - 216 Throws - L Resides - Seoul, South Korea

HOW OBTAINED - Signed by the Cardinals as an International free-agent on 1/15/2022

CAREER NOTES - 2023: Participated in early workouts and seminars as part of the team's Spring Training Early Program (STEP Camp). 2022: Missed over a month of game action due to an injury to his ribs.

YR	CLUB	LG	AVG	G	AB	R	H	2B	3B	HR	RBI	SH	SF	HP	BB	SO	SB	CS	OBP	SLG	E
22	FCL Cardinals	FCL	.211	26	76	10	16	3	1	1	3	0	0	4	*20	27	*6	4	*.400	.316	0

CHURCH, Nathan

OF

Height - 5'10 Bats - L Born - 7/12/2000 at Newport Beach, CA

Weight - 186 Throws - L Resides - Coto de Caza, CA

SCHOOL - University of California-Irvine

HOW OBTAINED - Cardinals 11th round selection (337th overall) in the 2022 MLB Draft

CAREER NOTES - 2023: Participated in early workouts and seminars as part of the team's Spring Training Early Program (STEP Camp). COLLEGE: 2021 All-Big West First Team...career batting .341, 12 HR, 104 RBI, 10 triples, 33 doubles over 102 games...led NCAA Division I with eight triples in 2021, while ranking 3rd in hits (100) and 5th in doubles (24)...set the UC-Irvine school record for hits with 100...played for State College in the MLB Draft League in 2021. MISC: Attended the same high school (El Toro) as Nolan Arenado.

YR	CLUB	LG	AVG	G	AB	R	H	2B	3B	HR	RBI	SH	SF	HP	BB	SO	SB	CS	OBP	SLG	E
22	Palm Beach	Fla. St.	.190	27	95	12	18	1	1	0	4	1	1	5	9	14	3	1	.291	.221	1

CLEMENTE, Randel

RHP

Height - 6'4 Bats - R Born - 1/17/2001 at Sabana Grande de Palenque, Dominican Republic

Weight - 200 Throws - R Resides - San Cristobal, Dominican Republic

HOW OBTAINED - Signed by the Cardinals as an International free-agent on 2/27/2020

CAREER NOTES - 2022: Ranked among FCL leaders in games (T4th).

YR	CLUB	LG	W-L	ERA	G	GS	CG	SHO	SV	IP	H	R	ER	HR	HB	BB	SO	WP	BK
20	DID NOT PITCH -- NO MiLB SEASON																		
21	DSL Cardinals Blue	DSL	1-5	4.86	17	5	0	0	0	33.1	30	34	18	3	9	29	35	14	1
22	FCL Cardinals	FCL	1-0	9.00	18	0	0	0	2	21.0	26	24	21	0	6	13	24	11	2
Minor League Totals			2-5	6.46	35	5	0	0	2	54.1	56	58	39	3	15	42	59	25	3

CONTRERAS, Esteban

RHP

Height - 6'1 Bats - R Born - 4/16/2003 at San Pedro de Macoris, Dominican Republic

Weight - 175 Throws - R Resides - San Pedro de Macoris, Dominican Republic

HOW OBTAINED - Signed by the Cardinals as an International free-agent on 1/15/2021

YR	CLUB	LG	W-L	ERA	G	GS	CG	SHO	SV	IP	H	R	ER	HR	HB	BB	SO	WP	BK
21	DSL Cardinals Blue	DSL	1-1	6.57	10	0	0	0	*3	12.1	12	9	9	1	8	9	17	4	1
22	DSL Cardinals	DSL	1-0	5.28	13	0	0	0	1	15.1	13	10	9	2	6	20	24	4	0
Minor League Totals			2-1	5.86	23	0	0	0	4	27.2	25	19	18	3	14	29	41	8	1

CONTRERAS, Nelfri

LHP

Height - 6'0 Bats - S Born - 12/25/1998 at Loma de Cabrera, Dominican Republic

Weight - 230 Throws - L Resides - Loma de Cabrera, Dominican Republic

HOW OBTAINED - Acquired during the Triple-A Phase of the Rule 5 Draft from the Los Angeles Dodgers on 12/8/2021

CAREER NOTES - MISC: Signed by the Los Angeles Dodgers as an International free-agent on 6/2/2017

YR	CLUB	LG	W-L	ERA	G	GS	CG	SHO	SV	IP	H	R	ER	HR	HB	BB	SO	WP	BK
17	DSL Dodgers2	DSL	5-2	3.83	14	3	0	0	1	40.0	25	22	17	1	5	26	36	7	2
18	AZL Dodgers	AZL	0-1	4.50	17	0	0	0	3	22.0	24	16	11	1	0	14	15	4	0
19	Ogden	Pioneer	1-1	5.04	21	1	0	0	0	30.1	42	30	17	1	2	12	34	7	3
20	DID NOT PITCH -- NO MiLB SEASON																		
21	Rancho Cucamonga	Calif.	3-1	3.80	31	0	0	0	2	47.1	50	32	20	7	2	25	47	9	0
22	Palm Beach	Fla. St.	5-3	5.28	26	0	0	0	0	30.2	36	25	18	0	4	24	40	10	2
Minor League Totals			14-8	4.39	109	4	0	0	6	170.1	177	125	83	10	13	101	172	37	7

**CORDOBA, Jose**

OF

Height - 5'11 Bats - R Born - 01/03/2003 at Puerto La Cruz, Venezuela

Weight - 188 Throws - R Resides - Puerto Ordaz, Venezuela

HOW OBTAINED - Signed by the Cardinals as an International free-agent on 7/2/2019

YR	CLUB	LG	AVG	G	AB	R	H	2B	3B	HR	RBI	SH	SF	HP	BB	SO	SB	CS	OBP	SLG	E
20	DID NOT PLAY -- NO MiLB SEASON																				
21	DSL Cardinals Blue	DSL	.225	43	142	24	32	3	2	3	19	0	1	7	10	35	5	4	.306	.338	1
22	FCL Cardinals	FCL	.236	38	106	18	25	5	0	5	*21	0	2	2	15	33	5	4	.336	.425	4
Minor League Totals			.230	81	248	42	57	8	2	8	40	0	3	9	25	68	10	8	.319	.375	5

CORNWELL, Alex

LHP

Height - 6'0 Bats - L Born - 5/9/1999 at Glendale, CA

Weight - 202 Throws - L Resides - La Cañada Flintridge, CA

SCHOOL - University of Southern California

HOW OBTAINED - Cardinals 15th round selection (451st overall) in the 2021 MLB Draft

CAREER NOTES - 2022: Ranked among Cardinals minor league leaders in strikeout-to-walk ratio (3.90, T8th). **COLLEGE:** Allowed 3 runs or fewer in 9 of his 15 appearances for USC in 2021, going 5-6 with a 5.35 ERA (47 ER/79.0 IP)...made 4 starts for the Trojans in 2020, going 2-1 with a 3.66 ERA, including 14 strikeouts with 5 walks...missed the 2018-19 seasons due to injury...finished his college career with 79 strikeouts against 26 walks. **MISC:** Originally selected by the Chicago Cubs in the 37th round of the 2017 MLB Draft, but did not sign.

YR	CLUB	LG	W-L	ERA	G	GS	CG	SHO	SV	IP	H	R	ER	HR	HB	BB	SO	WP	BK
21	FCL Cardinals	FCL	1-0	2.25	8	0	0	0	0	8.0	6	2	2	1	1	2	5	0	0
22	Palm Beach	Fla. St.	5-3	5.14	24	10	0	0	3	70.0	83	45	40	5	3	20	78	1	0
Minor League Totals			6-3	5.42	32	10	0	0	3	78.0	89	47	42	6	4	22	83	1	0

CRUZ, Adanson

OF

Height - 6'2 Bats - R Born - 10/6/2000 at Puerto Plata, Dominican Republic

Weight - 204 Throws - R Resides - Puerto Plata, Dominican Republic

HOW OBTAINED - Signed by the Cardinals as an International free-agent on 7/2/2017

CAREER NOTES - 2020: Was one of three members of the second high school graduating class at the Cardinals Dominican Academy. **2018:** Ranked among Cardinals minor leaguer leaders in on-base pct. (.406, 10th).

YR	CLUB	LG	AVG	G	AB	R	H	2B	3B	HR	RBI	SH	SF	HP	BB	SO	SB	CS	OBP	SLG	E
18	DSL Cardinals Blue	DSL	.291	21	79	21	23	6	1	1	9	0	1	5	6	25	3	0	.374	.430	1
	DSL Cardinals Red	DSL	.304	46	161	29	49	9	5	1	30	0	2	2	32	39	8	2	.421	.441	4
19	GCL Cardinals	GCL	.000	3	11	0	0	0	0	0	0	0	0	0	2	0	0	0	.000	.000	0
20	DID NOT PLAY -- NO MiLB SEASON																				
21	Palm Beach	Fla. St.	.200	7	25	4	5	3	0	0	2	0	0	1	3	13	0	1	.310	.320	0
	FCL Cardinals	FCL	.272	34	103	15	28	3	1	2	15	0	0	2	19	43	3	0	*.395	.379	2
22	Palm Beach	Fla. St.	.160	56	175	20	28	7	1	3	15	1	2	2	15	81	2	1	.232	.263	3
	FCL Cardinals	FCL	.273	5	11	1	3	2	0	0	2	0	0	0	2	0	0	0	.273	.455	0
Minor League Totals			.241	172	565	90	136	30	8	7	73	1	5	12	75	205	16	4	.339	.359	10

CRUZ, Xavier

RHP

Height - 6'3 Bats - R Born - 9/4/2005 at Santiago de los Caballeros, Dominican Republic

Weight - 148 Throws - R Resides - Santiago de los Caballeros, Dominican Republic

HOW OBTAINED - Signed by the Cardinals as an International free-agent on 1/15/2023

YR	CLUB	LG	AVG	G	AB	R	H	2B	3B	HR	RBI	SH	SF	HP	BB	SO	SB	CS	OBP	SLG	E
2023 WILL BE HIS FIRST PROFESSIONAL SEASON																					

CUELLO, Antoni

RHP

Height - 6'6 **Bats** - R **Born** - 11/7/2002 at Santo Domingo, Dominican Republic

Weight - 217 **Throws** - R **Resides** - Santo Domingo, Dominican Republic

HOW OBTAINED - Signed by the Cardinals as an International free-agent on 7/2/2019

CAREER NOTES - 2022: Was one of seven members of the third high school graduating class at the Cardinals Dominican Academy.

YR	CLUB	LG	W-L	ERA	G	GS	CG	SHO	SV	IP	H	R	ER	HR	HB	BB	SO	WP	BK
20	DID NOT PITCH -- NO MiLB SEASON																		
21	DSL Cardinals Blue	DSL	0-1	6.75	9	2	0	0	0	10.2	13	9	8	0	1	7	8	4	0
22	DID NOT PITCH -- INJURY																		

CUENCA, Ángel

RHP

Height - 6'1 **Bats** - R **Born** - 7/10/2001 at Pariaguan, Venezuela

Weight - 174 **Throws** - R **Resides** - Pariaguan, Venezuela

HOW OBTAINED - Signed by the Cardinals as an International free-agent on 5/29/2018

CAREER NOTES - 2020: Participated in early workouts and seminars as part of the Cardinals two-week Instructional Camp in January...named a Dominican Summer League All-Star...led all Cardinals minor league pitchers in ERA (2.00) and opponent BA (.185), while ranking 2nd in WHIP (0.92)... ranked among the Dominican Summer League leaders in ERA (6th), WHIP (2nd), winning percentage (T3rd) and opponent BA (2nd)...did not allow a run in his first 16.0 innings of the season and held his opposition without an earned run over the first 24.0 innings.

YR	CLUB	LG	W-L	ERA	G	GS	CG	SHO	SV	IP	H	R	ER	HR	HB	BB	SO	WP	BK
18	DSL Cardinals Blue	DSL	1-1	4.55	11	5	0	0	1	31.2	37	22	16	1	4	13	31	4	0
	DSL Cardinals Red	DSL	1-0	0.00	1	0	0	0	0	3.0	1	0	0	0	0	2	0	0	0
19	DSL Cardinals Red	DSL	*5-1	2.00	12	*12	0	0	0	*63.0	40	21	14	3	2	18	*60	3	0
20	DID NOT PITCH -- NO MiLB SEASON																		
21	Palm Beach	Fla. St.	1-1	7.04	4	0	0	0	0	7.2	9	12	6	0	6	7	10	1	0
22	FCL Cardinals	FCL	0-1	4.80	15	2	0	0	1	15.0	13	8	8	1	3	7	18	3	0
	Palm Beach	Fla. St.	0-0	3.38	3	0	0	0	0	5.1	6	4	2	0	1	4	3	0	0
Minor League Totals			8-4	3.29	46	19	0	0	2	125.2	106	67	46	5	16	49	124	11	0

CURIALLE, Michael

SS

Height - 6'2 **Bats** - R **Born** - 6/16/2001 at Freehold, NJ

Weight - 207 **Throws** - R **Resides** - Mission Viejo, CA

SCHOOL - University of California-Los Angeles (UCLA)

HOW OBTAINED - Cardinals 12th round selection (367th overall) in the 2022 MLB Draft

CAREER NOTES - COLLEGE: Utility player in college played every position except for pitcher, catcher and first base...led the Bruins in batting (.319) and runs scored (49) in 2022...played for Trenton in the 2021 MLB Draft League...2020 Freshman All-American by Collegiate Baseball...was the opening day starter at second base as a freshman. **PREP:** Named Offensive MVP of the 2018 Boras Classic after leading JSerra to the tournament championship with a go-ahead home run in the title game... was the next player to play shortstop at JSerra High School after 2017 first overall draft selection Royce Lewis signed with the Twins. **MISC:** Originally selected in the 31st round by the Colorado Rockies of the 2019 MLB Draft.

22	Palm Beach	Fla. St.	.231	21	65	9	15	4	0	5	0	0	5	6	16	2	0	.342	.292	4
----	------------	----------	------	----	----	---	----	---	---	---	---	---	---	---	----	---	---	------	------	---

**DALATRI, Gianluca**

Height - 6'5 Bats - R Born - 4/4/1998 at Red Bank, NJ
 Weight - 216 Throws - R Resides - Wall, NJ

SCHOOL: University of North Carolina

HOW OBTAINED - Signed by the Cardinals as a non-drafted minor league free-agent on 6/16/2020

CAREER NOTES - 2022: Ranked among Cardinals minor league leaders in saves (6, T7th), SO/9 (12.4, 8th) and opp. average (.203, 9th). **COLLEGE:** Posted a 10-6 record with a 3.12 ERA in 28 starts at North Carolina, striking out 151 batters over 156.0 IP...had hip surgery in 2019...earned the win against Houston in the 2018 Chapel Hill Regional...First team Freshman All-American in 2017 and 3rd team All-ACC...member of the 2017 USA Baseball Collegiate National Team during the summer. **PREP:** Ran off a 30-0 record over his final three seasons at Christian Brothers High School (N.J.) including a senior season boasting 118 strikeouts versus four walks...originally selected by the Colorado Rockies in the 40th round of the 2016 MLB Draft, but did not sign. **MISC:** Selected by the Detroit Tigers in the 40th round of the 2019 MLB Draft, but did not sign...his father, Rich, played professional football and coached in the NBA for 30 years as the first full-time strength and conditioning coach with the New Jersey/Brooklyn Nets and Cleveland Cavaliers...his mother, Elvy, played professional basketball in Italy and for the Italian National Team...his brother, Andrea, played college baseball at Old Dominion.

YR	CLUB	LG	W-L	ERA	G	GS	CG	SHO	SV	IP	H	R	ER	HR	HB	BB	SO	WP	BK
20	DID NOT PITCH -- NO MiLB SEASON																		
21	Palm Beach	Fla. St.	0-3	5.60	13	1	0	0	1	17.2	16	13	11	1	1	7	24	0	0
	Peoria	Midwest	1-0	11.57	4	0	0	0	0	4.2	10	6	6	2	0	2	6	0	0
22	Palm Beach	Fla. St.	1-0	0.00	8	0	0	0	1	9.0	3	0	0	0	1	3	19	1	0
	Peoria	Midwest	1-2	*2.30	18	0	0	0	*5	27.1	15	9	7	1	4	9	37	2	0
	Springfield	Texas	1-0	8.30	7	0	0	0	0	12.1	17	11	11	4	1	11	11	0	1
Minor League Totals			3-5	4.44	50	1	0	0	7	71.0	61	39	35	8	7	32	97	3	1

DÁVILA, José

Height - 6'5 Bats - R Born - 11/09/2002 at Maracaibo, Venezuela
 Weight - 219 Throws - R Resides - Maracaibo, Venezuela

HOW OBTAINED - Signed by the Cardinals as a International free-agent on 7/2/2019

CAREER NOTES - 2022: Rated as the No. 29 prospect in the Cardinals organization entering the season.

YR	CLUB	LG	W-L	ERA	G	GS	CG	SHO	SV	IP	H	R	ER	HR	HB	BB	SO	WP	BK
20	DID NOT PITCH -- NO MiLB SEASON																		
21	Palm Beach	Fla. St.	0-1	10.80	4	0	0	0	0	8.1	12	10	10	0	0	10	5	3	0
	FCL Cardinals	FCL	1-3	*3.77	11	9	*1	0	0	45.1	33	28	19	1	6	24	*49	2	0
22	FCL Cardinals	FCL	0-1	2.45	7	6	0	0	0	29.1	22	11	8	1	1	8	34	2	0
	Palm Beach	Fla. St.	1-2	3.86	8	7	0	0	0	35.0	31	20	15	2	3	20	20	1	0
Minor League Totals			2-7	3.97	30	22	1	0	0	118.0	98	69	52	4	10	62	108	8	0

DAVIS, Jonah

Height - 5'9 Bats - L Born - 7/2/1997 at New York, NY
 Weight - 204 Throws - R Resides - San Diego, CA

SCHOOL - University of California-Berkeley

HOW OBTAINED - Acquired during the Triple-A Phase of the Rule 5 Draft from the Pittsburgh Pirates on 12/8/2021

CAREER NOTES - 2019: South Atlantic League Player of the Month (August)...South Atlantic League Player of the Week (July 28-August 3)...named to the Pirates organizational All-Star Team by MiLB.com...entered the season rated as the No. 24 prospect in the Pirates organization by *Baseball America*. **2018:** Named Appalachian League Post-Season All-Star...Appalachian League Player of the Week (June 25-July 1 and August 13-19). **MISC:** Originally selected by the Pittsburgh Pirates in the 15th round of the 2018 MLB Draft.

YR	CLUB	LG	AVG	G	AB	R	H	2B	3B	HR	RBI	SH	SF	HP	BB	SO	SB	CS	OBP	SLG	E
18	Bristol	Appy	.306	51	206	*46	*63	*15	6	*12	34	0	2	6	27	59	6	5	.398	+612	1
19	Greensboro	SAL	.249	80	317	49	79	15	2	19	52	1	3	5	33	130	5	9	.327	.439	0
	West Virginia	NY-Penn	.000	5	13	3	0	0	0	0	0	0	0	0	5	7	0	0	.278	.000	1
20	DID NOT PLAY -- NO MiLB SEASON																				
21	Altoona	Eastern	.211	60	190	29	40	7	3	8	19	0	0	5	26	95	4	6	.321	.405	3
	Greensboro	SAL	.196	32	107	17	21	5	0	7	19	0	0	6	19	58	2	3	.348	.439	2
22	Springfield	Texas	.146	67	164	34	24	5	2	8	22	1	0	10	26	92	2	0	.300	.348	1
Minor League Totals			.228	295	997	178	227	47	13	54	146	2	5	32	136	441	19	23	.338	.463	8

* Led Team

+ Led League

DE LA ROSA, Samil

INF

Height - 5'9 Bats - R Born - 9/24/2003 at Santo Domingo, Dominican Republic
 Weight - 186 Throws - R Resides - Santo Domingo, Dominican Republic

HOW OBTAINED - Signed by the Cardinals as an International free-agent on 1/15/2021

CAREER NOTES - 2022: Hit for the cycle on June 10 vs. DSL Rockies...ranked among FCL leaders in home runs (1st), slugging pct. (7th), OPS (.792, 8th) and extra-base hits (16, T8th). **2021:** Ranked among Cardinals minor league leaders in average (.288, 9th), on-base pct. (.396, 8th) and triples (3, T9th).

YR	CLUB	LG	AVG	G	AB	R	H	2B	3B	HR	RBI	SH	SF	HP	BB	SO	SB	CS	OBP	SLG	E
21	DSL Cardinals	RedDSL	.288	37	125	23	36	8	3	1	21	0	1	9	14	28	2	2	.396	.424	9
22	FCL Cardinals	FCL	*.241	*46	*141	*25	*34	*9	1	+6	*21	0	1	10	13	33	3	4	.346	*.447	15
Minor League Totals			.263	83	266	48	70	17	4	7	42	0	2	19	27	61	5	6	.369	.436	24

DÍAZ, Fernando

1B

Height - 6'3 Bats - L Born - 1/12/2002 at Ensenada, Mexico
 Weight - 226 Throws - R Resides - Ensenada, Mexico

HOW OBTAINED - Signed by the Cardinals as an International free-agent, 3/26/2019

YR	CLUB	LG	AVG	G	AB	R	H	2B	3B	HR	RBI	SH	SF	HP	BB	SO	SB	CS	OBP	SLG	E
19	DSL Cardinals	Blue DSL	.270	54	200	31	54	12	0	*6	30	0	2	13	23	72	1	2	.378	.420	15
20	DID NOT PLAY -- NO MiLB SEASON																				
21	DSL Cardinals	Blue DSL	.220	*49	*168	22	37	8	1	3	24	0	2	6	13	55	0	1	.296	.333	12
22	FCL Cardinals	FCL	.200	26	80	7	16	2	1	2	11	0	0	1	5	34	2	0	.256	.325	3
Minor League Totals			.239	26	448	60	107	22	2	11	65	0	4	20	41	161	3	3	.328	.371	30

DOMINGUEZ, Diego

RHP

Height - 6'1 Bats - R Born - 7/2/2004 at Zitácuaro, Mexico
 Weight - 175 Throws - R Resides - Zitácuaro, Mexico

HOW OBTAINED - Signed by the Cardinals as an International free-agent on 1/15/2022

YR	CLUB	LG	W-L	ERA	G	GS	CG	SHO	SV	IP	H	R	ER	HR	HB	BB	SO	WP	BK
22	DSL Cardinals	DSL	4-1	5.49	11	0	0	0	0	19.2	21	13	12	3	2	14	16	5	0

DOMINGUEZ, Yonael

RHP

Height - 6'3 Bats - R Born - 10/24/2001 at Nagua, Dominican Republic
 Weight - 212 Throws - R Resides - Nagua, Dominican Republic

HOW OBTAINED - Signed by the Cardinals as an International free-agent, 2/11/2019

CAREER NOTES - 2022: Ranked among Cardinals minor league leaders in WHIP (1.07, 6th). **2021:** Led all Cardinals minor league pitchers with a 8.33 SO/BB ratio.

YR	CLUB	LG	W-L	ERA	G	GS	CG	SHO	SV	IP	H	R	ER	HR	HB	BB	SO	WP	BK		
19	DSL Cardinals	Red DSL	2-1	4.46	12	7	0	0	0	40.1	38	21	20	2	6	*28	38	6	0		
20	DID NOT PITCH -- NO MiLB SEASON																				
21	DSL Cardinals	Red DSL	3-2	5.22	12	*12	0	0	0	*50.0	*71	35	29	*3	*6	6	50	9	0		
22	FCL Cardinals	FCL	3-0	1.84	7	4	0	0	0	29.1	17	7	6	2	7	5	23	0	0		
	Palm Beach	Fla. St.	0-2	6.30	6	5	0	0	0	20.0	21	16	14	1	7	10	17	5	1		
Minor League Totals			8-5	4.45	37	28	0	0	0	139.2	147	79	69	8	26	49	128	20	1		



DUNN, Nick

INF

Height - 5'9 Bats - L Born - 1/29/1997 at Bloomsburg, PA
 Weight - 191 Throws - R Resides - Sunbury, PA

SCHOOL - University of Maryland

HOW OBTAINED - Cardinals 5th round selection (153rd overall) in the 2018 MLB Draft

CAREER NOTES - 2022: Ranked among Cardinals minor league leaders in walks (63, T2nd), runs (69, 5th), hits (108, T8th) and doubles (21, T8th). 2019: Participated in early workouts and seminars as part of the Cardinals Spring Training Early Program (STEP Camp). 2018: Named a New York-Penn League All-Star, led off and started at second base. COLLEGE: Was a First Team All-Big Ten selection his junior year. PREP: Lettered in baseball and football at Shikellamy (PA) High School.

MISC: His father, John, played college baseball at Bloomsburg (PA) University.

YR	CLUB	LG	AVG	G	AB	R	H	2B	3B	HR	RBI	SH	SF	HP	BB	SO	SB	CS	OBP	SLG	E
18	State College	NY-Penn	.274	51	201	*34	55	14	2	3	32	1	*2	3	22	21	3	3	.351	.408	5
	Peoria	Midwest	.167	14	48	3	8	0	0	0	3	0	0	3	1	9	0	1	.231	.167	0
19	Palm Beach	Fla. St.	.247	104	380	35	94	19	*3	3	38	0	*5	2	24	58	2	1	.292	.337	11
20	DID NOT PLAY -- NO MiLB SEASON																				
21	Springfield	Texas	.259	95	324	40	84	14	0	6	36	0	5	6	36	59	4	2	.340	.358	11
22	Springfield	Texas	.271	112	399	69	108	21	*3	7	44	0	2	8	*63	42	5	2	.379	.391	10
Minor League Totals			.258	376	1352	181	349	68	8	19	153	1	14	22	146	189	14	9	.337	.362	37

ENCARNACION, Anyelo

INF

Height - 6'0 Bats - R Born - 1/2/2004 at San Cristobal, Dominican Republic
 Weight - 183 Throws - R Resides - San Cristobal, Dominican Republic

HOW OBTAINED - Signed by the Cardinals as an International free-agent on 1/15/2021

CAREER NOTES - 2022: Ranked among Cardinals minor league leaders in on-base pct. (.496, 1st), average (.323, 2nd), OPS (.981, 2nd), triples (4, T5th) and slugging pct. (.485, 9th).

YR	CLUB	LG	AVG	G	AB	R	H	2B	3B	HR	RBI	SH	SF	HP	BB	SO	SB	CS	OBP	SLG	E
21	DSL Cardinals Blue	DSL	.205	37	122	18	25	3	*3	1	11	0	0	0	*22	48	4	3	.326	.303	11
22	DSL Cardinals	DSL	*.323	36	99	39	32	5	*4	1	20	1	2	3	*33	29	*15	3	*.496	.485	4
Minor League Totals			.258	73	221	57	57	8	7	2	31	1	2	3	55	77	19	6	.409	.385	15

ESCOBAR, Edgar

RHP

Height - 6'0 Bats - R Born - 1/20/1997 at Havana, Cuba
 Weight - 234 Throws - R Resides - Punta Ballena, Uruguay

HOW OBTAINED - Signed by the Cardinals as an International free-agent, 5/30/2018

CAREER NOTES - 2022: Ranked among Cardinals minor league leaders in wins (7, T7th) and innings pitched (124.1, 9th)... ranked among Texas League leaders in innings pitched (5th), WHIP (1.57, 8th), ERA (10th) and opp. average (.295, 10th). 2019: Ranked among Cardinals minor league leaders in WHIP (1.05, 4th), saves (6, T5th) and SO/9 (10.9, 9th). 2018: Led the Gulf Coast League in saves (9), appearances (19), games finished (16) and opp. average (.169)...also led GCL relief pitchers in fewest baserunners/9 IP (6.45) and fewest BB/9 (0.81) and ranked 2nd in SO/9 (13.3)...ranked T4th among Cardinals minor league pitchers in saves...struck out at least one batter in his last 14 appearances of the season.

YR	CLUB	LG	W-L	ERA	G	GS	CG	SHO	SV	IP	H	R	ER	HR	HB	BB	SO	WP	BK
18	GCL Cardinals	GCL	2-2	1.21	+19	0	0	0	+9	22.1	13	4	3	0	0	3	33	0	1
19	Peoria	Midwest	1-2	1.36	24	0	0	0	*5	33.0	19	10	5	0	1	14	39	2	1
	Palm Beach	Fla. St.	1-1	4.10	16	0	0	0	1	26.1	21	12	12	1	0	8	33	1	0
20	DID NOT PITCH -- NO MiLB SEASON																		
21	Springfield	Texas	1-3	5.88	25	0	0	0	*4	41.1	34	32	27	12	4	15	53	2	0
22	Springfield	Texas	7-12	6.73	28	20	0	0	0	124.1	145	96	93	23	9	50	98	4	2
Minor League Totals			12-20	5.09	112	20	0	0	19	247.1	232	154	140	36	14	90	256	9	4

* Led Team + Led League

ESPINOZA, Lizandro

INF

Height - 5'8 Bats - R Born - 11/20/2002 at Higuerote, Venezuela

Weight - 162 Throws - R Resides - Porlamar, Venezuela

HOW OBTAINED - Signed by the Cardinals as an International free-agent on 07/02/2019

CAREER NOTES - 2022: Ranked among Cardinals minor league leaders in triples (5, T3rd). 2021: Ranked among Cardinals minor league leaders in on-base pct (.396, 7th).

YR	CLUB	LG	AVG	G	AB	R	H	2B	3B	HR	RBI	SH	SF	HP	BB	SO	SB	CS	OBP	SLG	E
20	DID NOT PLAY -- NO MiLB SEASON																				
21	DSL Cardinals Red	DSL	.291	46	117	27	34	7	2	0	8	*2	1	4	17	21	10	6	.396	.385	7
22	FCL Cardinals	FCL	.240	29	104	17	25	5	*4	1	15	0	3	2	12	29	4	1	.322	.394	12
22	Palm Beach	Fla. St.	.159	19	69	19	11	1	1	1	3	1	0	0	3	29	1	0	.194	.246	3
Minor League Totals			.241	94	290	54	70	13	7	2	26	3	4	6	32	79	15	7	.325	.355	22

FABIAN, Samuel

RHP

Height - 6'6 Bats - R Born - 5/21/2003 at Santo Domingo, Dominican Republic

Weight - 183 Throws - R Resides - Santo Domingo, Dominican Republic

HOW OBTAINED - Signed by the Cardinals as an International free-agent on 1/15/2021

YR	CLUB	LG	W-L	ERA	G	GS	CG	SHO	SV	IP	H	R	ER	HR	HB	BB	SO	WP	BK
21	DSL Cardinals Red	DSL	1-1	9.68	14	2	0	0	0	17.2	26	23	19	1	2	21	10	11	0
22	DSL Cardinals	DSL	1-0	6.53	14	0	0	0	0	20.2	16	20	15	0	5	17	16	4	1
Minor League Totals			2-1	7.98	28	2	0	0	0	38.1	42	43	34	1	7	38	26	15	1

FLETCHER, Trejyn (Tre)

OF

Height - 6'0 Bats - R Born - 4/30/2001 at Wilmington, DE

Weight - 206 Throws - R Resides - Portland, ME

SCHOOL - Deering High School (ME)

HOW OBTAINED - Cardinals 2nd round selection (58th overall) in the 2019 MLB Draft

CAREER NOTES - 2022: Rated as the No. 22 prospect and the "Best Defensive Outfielder" in the Cardinals organization entering the season by Baseball America's "Best Tools" survey. 2021: Entered the season rated as the No. 20 prospect in the Cardinals organization by Baseball America. 2020: Participated at the Alternate Training Site in Springfield during the COVID-19 Major League Baseball protocols...participated in early workouts and seminars as part of the Cardinals two-week Instructional Camp in January...entered the season rated as the No. 23 prospect and the "Best Athlete" in the Cardinals organization by Baseball America. 2019: Was 2-for-19 with an RBI and two runs scored in the Appalachian League playoffs.

PREP: 2019 USA Today All-USA High School Baseball selection hit .456, 3 HR, 24 runs scored and 17/17 SB in 16 games.

MISC: College commitment to Vanderbilt University.

YR	CLUB	LG	AVG	G	AB	R	H	2B	3B	HR	RBI	SH	SF	HP	BB	SO	SB	CS	OBP	SLG	E
19	Johnson City	Appy	.228	34	123	9	28	4	1	2	18	0	2	1	7	*59	7	1	.271	.325	5
	GCL Cardinals	GCL	.297	9	37	6	11	3	0	2	8	0	1	0	4	17	0	0	.357	.541	0
20	DID NOT PLAY -- NO MiLB SEASON																				
21	FCL Cardinals	FCL	.222	7	27	3	6	2	0	1	2	0	0	0	2	11	0	0	.276	.407	1
22	Palm Beach	Fla. St.	.000	5	16	0	0	0	0	0	0	0	0	0	0	16	0	0	.000	.000	0
22	FCL Cardinals	FCL	.085	21	47	6	4	0	0	0	1	0	0	0	6	28	3	0	.189	.085	1
Minor League Totals			.196	76	250	24	49	9	1	5	29	0	3	1	19	131	10	1	.253	.300	7

**FRANCISCO, Thomas****1B****Height** - 6'0 **Bats** - L **Born** - 6/26/1999 at Bristol, TN**Weight** - 219 **Throws** - R **Resides** - Abingdon, VA**SCHOOL:** East Carolina University (NC)**HOW OBTAINED** - Cardinals 19th round selection (571st overall) in the 2021 MLB Draft

CAREER NOTES - COLLEGE: Batted .348 in 126 career games for East Carolina from 2019-21...hit .354 with 13 home runs and 11 doubles for the Pirates while reaching hitting streaks of 10 games three times in 2021. **PREP:** Three-sport athlete (baseball, basketball, football) who earned nine letters at Abingdon (VA) High School...named valedictorian of his class... scored 1,000 career points on the hardwood as shooting guard/small forward...played one year of football on the varsity team as a freshman, registering 38 tackles and three interceptions. **MISC:** His father, Mark, played college baseball at University of Virginia-Wise and coached Thomas all four years at Abingdon.

YR	CLUB	LG	AVG	G	AB	R	H	2B	3B	HR	RBI	SH	SF	HP	BB	SO	SB	CS	OBP	SLG	E
21	Palm Beach	Fla. St.	.333	23	81	11	27	7	0	2	11	0	1	4	8	16	1	0	.415	.494	2
	Peoria	Midwest	.211	10	38	5	8	1	0	1	4	0	0	1	2	5	1	1	.268	.316	0
22	Peoria	Midwest	.198	45	157	13	31	8	1	1	27	0	6	6	12	25	0	0	.271	.280	0
	Palm Beach	Fla. St.	.266	45	169	19	45	9	0	5	31	0	3	1	24	27	0	0	.355	.408	2
Minor League Totals			.249	123	445	48	111	25	1	9	73	0	10	12	46	73	2	1	.329	.371	4

GALVEZ, Jovi**RHP****Height** - 6'3 **Bats** - R **Born** - 7/5/2004 at Los Alcarrizos, Dominican Republic**Weight** - 215 **Throws** - R **Resides** - Santo Domingo, Dominican Republic**HOW OBTAINED** - Signed by the Cardinals as an International free-agent on 1/15/2022

YR	CLUB	LG	W-L	ERA	G	GS	CG	SHO	SV	IP	H	R	ER	HR	HB	BB	SO	WP	BK
22	DSL Cardinals	DSL	0-5	16.71	*19	1	0	0	0	14.0	19	38	26	0	11	39	11	15	0

GAMBOA, Arquimedes**INF****Height** - 6'0 **Bats** - S **Born** - 9/23/1997 at Guiria, Venezuela**Weight** - 190 **Throws** - R **Resides** - Guiria, Venezuela**HOW OBTAINED** - Signed by the Cardinals as minor league free-agent on 2/3/23

CAREER NOTES - 2019: Rated as the No. 26 prospect in the Phillies organization entering the season...was one of three players in the Eastern League with 20 SB and 50 walks. **2018:** Rated as the No. 20 prospect in the Phillies organization entering the season...named a FSL Mid-Season All-Star and started the All-Star Game at shortstop...played for Scottsdale in the Arizona Fall League. **MISC:** Originally signed as an International free-agent by the Philadelphia Phillies on 7/17/2014.

PRONUNCIATION: ar-KIM-ee-deez

YR	CLUB	LG	AVG	G	AB	R	H	2B	3B	HR	RBI	SH	SF	HP	BB	SO	SB	CS	OBP	SLG	E
15	GCL Phillies	GCL	.190	50	190	23	36	7	3	0	16	0	0	1	15	50	8	2	.252	.258	9
16	Williamsport	NY-Penn.	.200	35	130	15	26	6	0	2	15	5	2	1	9	28	5	1	.254	.292	16
17	Lakewood	SAL	.261	79	307	44	80	12	3	6	29	5	5	0	*33	52	8	0	.328	.378	14
18	Clearwater	Fla. St.	.214	*114	*434	49	93	14	4	2	37	3	3	4	*53	111	6	4	.304	.279	12
19	Reading	Eastern	.188	113	356	35	67	10	5	3	28	4	1	1	59	112	21	8	.305	.270	9
20	DID NOT PLAY -- NO MiLB SEASON																				
21	Reading	Eastern	.230	68	230	33	53	12	0	8	26	0	1	0	40	69	6	0	.343	.387	6
21	Lehigh Valley	Intl.	.234	36	94	16	22	3	1	2	9	0	0	1	16	24	4	1	.351	.351	5
22	Sacramento	PCL	.239	82	255	28	61	12	2	4	29	2	1	1	37	69	7	1	.337	.349	13
Minor League Totals			.219	577	1996	243	438	76	18	27	189	19	13	9	262	515	65	17	.311	.316	84

* Led Team

+ Led League

GARCÍA, Roy
RHP
Height - 5'11 **Bats** - R **Born** - 8/28/2000 at Nagua, Dominican Republic

Weight - 227 **Throws** - R **Resides** - Nagua, Dominican Republic

HOW OBTAINED - Signed by the Cardinals as an International free-agent on 9/6/2016

CAREER NOTES - 2022: Ranked among Cardinals minor league leaders in saves (8, T4th)... ranked among Florida State League leaders in saves (3rd)...pitched 3.0 innings of Palm Beach's combined no-hitter at Clearwater on June 15...pitched 1.1 innings of relief in the FSL Semifinals vs. St. Luice. **2021:** Ranked among Cardinals minor league leaders in WHIP (1.04, 3rd), ERA (3.12, 10th), opp. average (.202, 10th) and SO/BB ratio (4.14, 8th). **2019:** Was one of nine members of the first high school graduating class at the Cardinals Dominican Academy. **2018:** Struck out a batter in all 19 relief appearances.

YR	CLUB	LG	W-L	ERA	G	GS	CG	SHO	SV	IP	H	R	ER	HR	HB	BB	SO	WP	BK
17	DSL Cardinals	DSL	2-4	7.44	20	0	0	0	0	32.2	38	31	27	0	6	22	28	14	2
18	DSL Cardinals Red	DSL	1-2	8.37	19	0	0	0	1	33.1	30	37	31	1	3	43	38	18	0
19	GCL Cardinals	GCL	2-5	8.65	14	2	0	0	*3	26.0	32	28	25	2	1	24	28	11	1
20	DID NOT PITCH -- NO MiLB SEASON																		
21	FCL Cardinals	FCL	*3-0	1.42	10	0	0	0	0	19.0	11	5	3	1	3	3	23	1	0
	Palm Beach	Fla. St.	0-0	7.71	6	0	0	0	0	7.0	9	10	6	0	1	4	6	2	0
22	Palm Beach	Fla. St.	4-6	5.66	29	1	0	0	8	55.2	46	36	35	6	6	32	71	15	0
Minor League Totals			12-17	6.58	98	3	0	0	12	173.2	166	147	127	10	20	128	194	61	3

GERARD, Chris
LHP
Height - 5'10 **Bats** - R **Born** - 11/23/1999 at Ridgewood, NJ

Weight - 185 **Throws** - L **Resides** - Wayne, NJ

SCHOOL - Virginia Tech

HOW OBTAINED - Cardinals 12th round selection (361st overall) in the 2021 MLB Draft

CAREER NOTES - COLLEGE: Finished three-year college career at Virginia Tech with a 2.63 ERA and 16 extra-base hits allowed in 24 career starts...had a 19.0-inning scoreless streak in 2019...named the ACC Pitcher of the Week and Collegiate Baseball National Player of the Week on March 12, 2019.

YR	CLUB	LG	W-L	ERA	G	GS	CG	SHO	SV	IP	H	R	ER	HR	HB	BB	SO	WP	BK
21	FCL Cardinals	FCL	0-1	4.70	7	0	0	0	0	7.2	6	5	4	1	1	2	10	2	0
22	Palm Beach	Fla. St.	4-3	3.52	20	6	0	0	0	46.0	42	21	18	4	4	26	56	2	0
	Peoria	Midwest	1-2	4.32	8	0	0	0	0	16.2	14	10	8	5	0	8	25	3	0
Minor League Totals			5-6	3.84	35	6	0	0	0	70.1	62	36	30	10	5	36	91	7	0

GIL, Angel
OF
Height - 6'4 **Bats** - L **Born** - 12/10/2005 at Santo Domingo, Dominican Republic

Weight - 171 **Throws** - L **Resides** - Santo Domingo, Dominican Republic

HOW OBTAINED - Signed by the Cardinals as an International free-agent on 1/15/2023

YR	CLUB	LG	AVG	G	AB	R	H	2B	3B	HR	RBI	SH	SF	HP	BB	SO	SB	CS	OBP	SLG	E
2023 WILL BE HIS FIRST PROFESSIONAL SEASON																					

GIULIANELLI, Ettore
RHP
Height - 6'4 **Bats** - R **Born** - 3/30/2003 at Rimini, Italy

Weight - 233 **Throws** - R **Resides** - Rimini, Italy

HOW OBTAINED - Signed by the Cardinals as an International free-agent on 9/3/2019

YR	CLUB	LG	W-L	ERA	G	GS	CG	SHO	SV	IP	H	R	ER	HR	HB	BB	SO	WP	BK
20	DID NOT PITCH -- NO MiLB SEASON																		
21	FCL Cardinals	FCL	0-2	4.30	14	1	0	0	0	14.2	13	8	7	0	2	11	22	0	1
22	FCL Cardinals	FCL	1-1	2.70	8	0	0	0	1	10.0	3	6	3	0	0	11	9	2	0
Minor League Totals			1-3	3.65	22	1	0	0	1	24.2	16	14	10	0	2	22	31	2	1

**GÓMEZ, Henry**

Height - 6'2 Bats - R Born - 10/17/2001 at Maracaibo, Venezuela
 Weight - 177 Throws - R Resides - Lagunillas, Venezuela

RHP

HOW OBTAINED - Signed by the Cardinals as an International free-agent on 7/28/2018

CAREER NOTES - 2022: Ranked among Cardinals minor league leaders in wins (6, T10th).

YR	CLUB	LG	W-L	ERA	G	GS	CG	SHO	SV	IP	H	R	ER	HR	HB	BB	SO	WP	BK
19	DSL Cardinals Red	DSL	1-1	4.14	11	10	0	0	0	45.2	52	26	21	2	4	12	29	2	0
20	DID NOT PITCH -- NO MiLB SEASON																		
21	DSL Cardinals Blue	DSL	1-8	5.33	12	*12	0	0	0	49.0	62	33	29	1	3	14	36	7	2
22	DSL Cardinals	DSL	*6-1	3.58	15	1	0	0	1	27.2	31	16	11	3	2	8	23	3	0
Minor League Totals			8-10	4.49	38	23	0	0	1	122.1	145	75	61	6	9	34	88	12	2

GONZÁLEZ, Edgar

Height - 6'0 Bats - R Born - 12/22/1996 at Mountain View, CA
 Weight - 199 Throws - R Resides - Newark, CA

RHP

SCHOOL - Fresno State University

HOW OBTAINED - Cardinals 6th round selection (183rd overall) in the 2018 MLB Draft

CAREER NOTES - 2019: Ranked among Cardinals minor league leaders in strikeouts (110, 9th) and games started (24, T7th)...his 15 losses led the Florida State League and set the Palm Beach single-season franchise record.

YR	CLUB	LG	W-L	ERA	G	GS	CG	SHO	SV	IP	H	R	ER	HR	HB	BB	SO	WP	BK
18	State College	NY-Penn	1-1	4.99	20	1	0	0	2	30.2	40	17	17	0	0	10	31	4	1
19	Palm Beach	FSL	*6-15	5.23	25	*24	0	0	1	*115.1	134	80	67	6	6	65	*110	18	0
	Memphis	PCL	0-0	0.00	1	0	0	0	0	1.2	1	0	0	0	1	1	0	0	0
20	DID NOT PITCH -- NO MiLB SEASON																		
21	Springfield	Texas	0-0	0.00	1	0	0	0	0	1.0	1	0	0	0	0	0	1	0	0
22	DID NOT PITCH -- INJURY																		
Minor League Totals			7-16	5.09	47	25	0	0	3	148.2	176	97	84	6	7	76	142	22	1

GRAGG, Logan

Height - 6'4 Bats - R Born - 8/8/1998 at Springdale, AR
 Weight - 207 Throws - R Resides - Lincoln, AR

RHP

SCHOOL - Oklahoma State University

HOW OBTAINED - Cardinals 8th round selection (245th overall) in the 2019 MLB Draft

CAREER NOTES - 2023: Rated as having the "Best Changeup" in the Cardinals organization entering the season by *Baseball America's* "Best Tools" survey. **2021:** Ranked among Cardinals minor league leaders in innings pitched (99.0, 6th) and games started (20, 5th). **2020:** Participated in early workouts and seminars as part of the Cardinals two-week Instructional Camp in January. **COLLEGE:** Played two seasons at Connors State Junior College before transferring to play for head coach Josh Holliday, brother of Cardinals Hall of Fame outfielder Matt Holliday, at Oklahoma State...was 11-2 with a 2.50 ERA at Connors State before requiring Tommy John surgery...recovered quickly and was 6-0 with a 2.06 ERA his sophomore season. **MISC:** Majored in Livestock Merchandise and had aspirations of becoming a farmer outside of his baseball career.

YR	CLUB	LG	W-L	ERA	G	GS	CG	SHO	SV	IP	H	R	ER	HR	HB	BB	SO	WP	BK
19	State College	NY-Penn	0-0	2.45	8	0	0	0	2	11.0	8	5	3	1	0	3	15	0	0
	Peoria	Midwest	0-3	3.38	9	8	0	0	1	34.2	37	17	13	3	0	12	35	0	0
20	DID NOT PITCH -- NO MiLB SEASON																		
21	Peoria	Midwest	2-7	4.45	25	20	0	0	0	99.0	108	58	49	15	4	27	80	1	1
22	Peoria	Midwest	4-4	3.92	13	11	0	0	0	59.2	61	29	26	7	5	10	49	0	0
	Springfield	Texas	1-1	6.07	17	4	0	0	4	43.0	50	31	29	13	6	17	42	0	1
Minor League Totals			7-15	4.37	72	43	0	0	7	247.1	264	140	120	39	15	69	221	1	2

* Led Team

+ Led League

GRANILLO, Andre

RHP

Height - 6'3 Bats - R Born - 5/12/2000 at Hemet, CA

Weight - 246 Throws - R Resides - Hemet, CA

SCHOOL - University of California-Riverside

HOW OBTAINED - Cardinals 14th round selection (421st overall) in the 2021 MLB Draft

CAREER NOTES - **2023:** Participated in early workouts and seminars as part of the team's Spring Training Early Program (STEP Camp). **2022:** Ranked among Cardinals minor league leaders in SO/9 (14.1, 2nd), saves (8, T4th) and games(39, T10th). **COLLEGE:** Went 5-1 with 8 saves across 42 appearances and 74 strikeouts against 28 walks in 55.2 innings through three years for the Highlanders.

PRONUNCIATION: gruh-NEE-oh

YR	CLUB	LG	W-L	ERA	G	GS	CG	SHO	SV	IP	H	R	ER	HR	HB	BB	SO	WP	BK
21	Palm Beach	Fla. St.	2-3	1.50	14	0	0	0	*2	18.0	10	12	3	1	0	9	23	3	0
22	Palm Beach	Fla. St.	3-1	2.87	10	0	0	0	2	15.2	10	6	5	2	0	9	26	1	0
	Peoria	Midwest	1-4	3.63	26	0	0	0	*5	34.2	27	22	14	3	0	19	51	4	0
	Springfield	Texas	0-1	22.50	3	0	0	0	1	2.0	7	5	5	0	0	2	5	0	0
Minor League Totals			6-9	3.45	53	0	0	0	10	70.1	54	45	27	6	0	39	105	8	0

GRANT, Adari

INF

Height - 5'8 Bats - R Born - 1/2/2004 at Freeport, Bahamas

Weight - 174 Throws - R Resides - Freeport, Bahamas

HOW OBTAINED - Signed by the Cardinals as an International free-agent on 1/15/2021

YR	CLUB	LG	AVG	G	AB	R	H	2B	3B	HR	RBI	SH	SF	HP	BB	SO	SB	CS	OBP	SLG	E
21	DSL Cardinals Blue	DSL	.220	43	164	27	36	*9	1	1	10	0	0	5	21	53	*7	3	.326	.305	7
22	FCL Cardinals	FCL	.206	37	97	14	20	2	1	0	7	0	0	3	18	39	*6	6	.348	.247	17
Minor League Totals			.215	80	261	41	56	11	2	1	17	0	0	8	39	92	13	9	.334	.284	24

GUERRERO, Diorys

LHP

Height - 6'3 Bats - L Born - 2/1/2001 at Santo Domingo, Dominican Republic

Weight - 178 Throws - L Resides - Santo Domingo, Dominican Republic

HOW OBTAINED - Signed by the Cardinals as an International free-agent on 11/20/2018

CAREER NOTES - **2022:** Ranked among Cardinals minor league leaders in opp. average (.190, 6th). **2021:** Ranked among Cardinals minor league leaders in ERA (2.56, 6th), WHIP (1.05, 5th), SO/BB ratio and (6.00, 3rd).

YR	CLUB	LG	W-L	ERA	G	GS	CG	SHO	SV	IP	H	R	ER	HR	HB	BB	SO	WP	BK	
19	DSL Cardinals Red	DSL	0-3	6.51	11	11	0	0	0	37.1	40	32	27	0	4	21	36	18	3	
20	DID NOT PITCH -- NO MiLB SEASON																			
21	DSL Cardinals Red	DSL	3-2	*2.56	10	9	0	0	0	45.2	39	16	13	1	1	9	54	10	0	
22	FCL Cardinals	FCL	2-1	*1.52	10	5	0	0	1	29.2	19	11	5	1	4	15	36	6	0	
	Palm Beach	Fla. St.	0-0	30.86	3	0	0	0	0	2.1	4	8	8	0	1	6	3	0	0	
Minor League Totals			5-6	4.15	34	25	0	0	1	115.0	102	67	53	2	10	51	129	34	3	

GUERRERO, Justin

C

Height - 6'2 Bats - R Born - 5/20/2003 at Santo Domingo, Dominican Republic

Weight - 225 Throws - R Resides - Santo Domingo, Dominican Republic

HOW OBTAINED - Signed by the Cardinals as an International free-agent on 7/2/2019

CAREER NOTES - **CAREER:** Has thrown out 35.5% (33 CS/93 SB ATT) of attempted base runners. **2023:** Participated in early workouts and seminars as part of the team's Spring Training Early Program (STEP Camp). **2022:** Was one of seven members of the third high school graduating class at the Cardinals Dominican Academy.

YR	CLUB	LG	AVG	G	AB	R	H	2B	3B	HR	RBI	SH	SF	HP	BB	SO	SB	CS	OBP	SLG	E
20	DID NOT PLAY -- NO MiLB SEASON																				
21	DSL Cardinals Red	DSL	.080	10	25	2	2	0	0	0	1	0	0	0	4	12	0	0	.207	.080	0
	DSL Cardinals Blue	DSL	.100	12	40	0	4	0	0	0	2	0	0	0	5	15	0	0	.200	.100	4
22	DSL Cardinals	DSL	.274	23	84	12	23	6	1	1	9	0	1	2	12	17	0	1	.374	.405	7
Minor League Totals			.195	45	149	14	29	6	1	1	12	0	1	2	21	44	0	1	.301	.269	11

**GUERRERO, Yancel****3B****Height** - 6'2 **Bats** - R **Born** - 4/16/2004 at Cambita Garabitos, Dominican Republic**Weight** - 185 **Throws** - R **Resides** - Cambita Garabitos, Dominican Republic**HOW OBTAINED** - Signed by the Cardinals as an International free-agent on 1/15/2021**CAREER NOTES - 2022:** Ranked among Cardinals minor league leaders in on-base pct. (.448, 2nd).

YR	CLUB	LG	AVG	G	AB	R	H	2B	3B	HR	RBI	SH	SF	HP	BB	SO	SB	CS	OBP	SLG	E
21	DSL Cardinals Blue	DSL	.263	29	80	13	21	2	2	0	4	0	0	6	7	31	2	1	.366	.338	4
22	DSL Cardinals	DSL	.267	41	116	*41	31	3	2	2	22	0	0	8	30	48	12	2	.448	.379	8
Minor League Totals			.265	70	196	54	52	5	4	2	26	0	0	14	37	79	14	3	.417	.362	12

GUZMAN, Raul**3B****Height** - 6'0 **Bats** - R **Born** - 9/14/2002 at Santiago, Dominican Republic**Weight** - 219 **Throws** - R **Resides** - Santiago, Dominican Republic**HOW OBTAINED** - Signed by the Cardinals as an International free-agent on 7/2/2019**CAREER NOTES - 2021:** Ranked among Cardinals minor league leaders in on-base pct. (.406, 3rd).

YR	CLUB	LG	AVG	G	AB	R	H	2B	3B	HR	RBI	SH	SF	HP	BB	SO	SB	CS	OBP	SLG	E
20	DID NOT PLAY -- NO MiLB SEASON																				
21	DSL Cardinals Red	DSL	.190	43	105	19	20	3	1	2	9	0	0	7	31	50	4	1	*.406	.295	8
22	FCL Cardinals	FCL	.167	24	54	4	9	3	0	0	1	0	0	4	3	28	1	1	.262	.222	5
Minor League Totals			.182	67	159	23	29	6	1	2	10	0	0	11	34	78	5	2	.363	.270	13

HANSEN, Pete**LHP****Height** - 6'0 **Bats** - R **Born** - 7/28/2000 at Dallas, TX**Weight** - 207 **Throws** - L **Resides** - McKinney, TX**SCHOOL** - University of Texas**HOW OBTAINED** - Cardinals 3rd round selection (97th overall) in the 2022 MLB Draft

CAREER NOTES - 2023: Rated as the No. 15 prospect in the Cardinals organization entering the season by *Baseball America*. **COLLEGE:** Was 11-3 with a 3.76 ERA over 107.2 innings pitched his redshirt sophomore season in 2022...ranked T16th in NCAA Division I in strikeouts (120)...recorded four double-digit strikeout games over his career with a high of 13 vs. Fairfield in the deciding game of the 2021 Austin Regional...2021 NCBWA Freshman All-American...has appeared in three College World Series games making a relief appearance vs. Mississippi State in 2021, a start vs. Virginia in 2021 and a start vs. Notre Dame in 2022. **PREP:** Named Most Valuable Pitcher at the Perfect Game World Series in 2018.

YR	CLUB	LG	W-L	ERA	G	GS	CG	SHO	SV	IP	H	R	ER	HR	HB	BB	SO	WP	BK
2023 WILL BE HIS FIRST PROFESSIONAL SEASON																			

HAYES, Hunter**RHP****Height** - 6'2 **Bats** - R **Born** - 8/5/2000 at Citrus Heights, CA**Weight** - 194 **Throws** - R **Resides** - Citrus Heights, CA**SCHOOL** - University of the Pacific**HOW OBTAINED** - Cardinals 16th round selection (487th overall) in the 2022 MLB Draft**CAREER NOTES - COLLEGE:** Transferred from Folsom Lake Community College after his freshman season.

YR	CLUB	LG	W-L	ERA	G	GS	CG	SHO	SV	IP	H	R	ER	HR	HB	BB	SO	WP	BK
22	FCL Cardinals	FCL	0-0	9.00	2	1	0	0	0	2.0	3	2	2	0	0	1	2	0	0

HEINECKE, Hayes

LHP

Height - 5'11 Bats - L Born - 6/28/1999 at Fayetteville, GA
 Weight - 214 Throws - L Resides - Fayetteville, GA

SCHOOL - Wofford College (SC)

HOW OBTAINED - Cardinals 13th round selection (391st overall) in the 2021 MLB Draft

CAREER NOTES - COLLEGE: Named the Southern Conference Preseason Pitcher of the Year in 2021...led the Southern Conference with 10 wins in 2019, the 14th-most in NCAA Division I, to go with a 2.65 ERA and was named the SoCon Freshman of the Year...also received Collegiate Baseball Freshman All-America honors in 2019.

YR	CLUB	LG	W-L	ERA	G	GS	CG	SHO	SV	IP	H	R	ER	HR	HB	BB	SO	WP	BK
21	FCL Cardinals	FCL	0-1	6.75	3	0	0	0	0	2.2	5	4	2	0	0	2	3	0	0
22	Palm Beach	Fla. St.	3-3	3.80	24	1	0	0	4	42.2	35	20	18	2	3	23	55	8	0
Minor League Totals			3-4	3.97	27	1	0	0	4	45.1	40	24	20	2	3	25	58	8	0

HEREDIA, Nathanael

LHP

Height - 6'5 Bats - L Born - 9/10/2000 at San Pedro De Macoris, Dominican Republic
 Weight - 225 Throws - L Resides - El Valle, Dominican Republic

HOW OBTAINED - Signed by the Cardinals as an International free-agent on 1/10/2018

CAREER NOTES - 2022: Ranked among Cardinals minor league leaders in games (41, 8th)...ranked among Midwest League leaders in games (T6th)... 2019: Ranked among Cardinals minor league leaders in opp. average (.239, 6th).

YR	CLUB	LG	W-L	ERA	G	GS	CG	SHO	SV	IP	H	R	ER	HR	HB	BB	SO	WP	BK
18	DID NOT PITCH -- SUSPENDED																		
19	GCL Cardinals	GCL	*5-4	3.83	12	7	0	0	0	49.1	43	27	21	2	7	35	48	5	6
	State College	NY-Penn	0-0	27.00	1	1	0	0	0	0.2	2	5	2	1	0	3	1	1	2
20	DID NOT PITCH -- NO MiLB SEASON																		
21	Peoria	Midwest	1-2	7.71	14	3	0	0	0	18.2	17	19	16	1	3	31	21	3	0
	Palm Beach	Fla. St.	1-1	4.82	16	1	0	0	0	37.1	30	21	20	0	1	28	49	8	0
22	Peoria	Midwest	4-4	4.12	*41	1	0	0	0	74.1	62	39	34	5	9	54	86	6	1
Minor League Totals			11-11	4.64	84	13	0	0	0	180.1	154	111	93	9	20	151	205	23	9

HEREDIA, Roblin

C

Height - 5'11 Bats - L Born - 7/22/2002 at Cumana, Venezuela
 Weight - 225 Throws - R Resides - Puerto La Cruz, Venezuela

HOW OBTAINED - Signed by the Cardinals as an International free-agent on 4/17/2019

CAREER NOTES - CAREER: Has thrown out 37.3% (41 CS/126 SB ATT) of attempted base runners. 2023: Participated in early workouts and seminars as part of the team's Spring Training Early Program (STEP Camp).

YR	CLUB	LG	AVG	G	AB	R	H	2B	3B	HR	RBI	SH	SF	HP	BB	SO	SB	CS	OBP	SLG	E
19	DSL Cardinals Red	DSL	.231	41	147	24	34	4	4	1	27	1	2	3	28	46	5	1	.361	.333	7
20	DID NOT PLAY -- NO MiLB SEASON																				
21	Palm Beach	Fla. St.	.209	19	67	10	14	5	0	0	7	0	0	2	5	28	0	0	.284	.284	0
	FCL Cardinals	FCL	.167	38	114	9	19	5	0	0	10	0	1	1	*23	45	3	0	.309	.211	4
22	Palm Beach	Fla. St.	.094	10	32	2	3	0	0	0	0	0	0	4	15	1	0	.194	.094	2	
	FCL Cardinals	FCL	.128	21	47	4	6	2	1	0	6	0	0	2	6	25	0	0	.255	.213	3
Minor League Totals			.187	129	407	49	76	16	5	1	50	1	3	8	66	159	9	1	.310	.258	16

HERNÁNDEZ, Brandon

INF

Height - 5'11 Bats - L Born - 8/21/2001 at Montreal, Quebec, Canada
 Weight - 197 Throws - R Resides - San Pedro de Macoris, Dominican Republic

HOW OBTAINED - Signed by the Cardinals as an International free-agent on 10/27/2018

YR	CLUB	LG	AVG	G	AB	R	H	2B	3B	HR	RBI	SH	SF	HP	BB	SO	SB	CS	OBP	SLG	E
19	DSL Cardinals Blue	DSL	.271	38	140	19	38	9	2	1	20	0	0	6	21	41	2	2	.389	.386	8
20	DID NOT PLAY -- NO MiLB SEASON																				
21	FCL Cardinals	FCL	.180	29	89	11	16	4	1	0	10	0	2	1	8	33	3	2	.250	.247	9
22	Palm Beach	Fla. St.	.130	41	123	12	16	3	0	0	4	1	0	1	16	58	2	0	.236	.155	3
	FCL Cardinals	FCL	.286	22	56	9	16	2	0	0	2	0	0	1	13	13	3	0	.429	.321	7
Minor League Totals			.211	130	408	51	86	18	3	1	36	1	2	9	58	145	10	4	.321	.277	27

MINOR LEAGUE PLAYERS



HERNÁNDEZ, Francisco

INF

Height - 6'0 **Bats** - R **Born** - 10/8/1999 at Montreal, Quebec, Canada

Weight - 202 **Throws** - R **Resides** - Montreal, Quebec, Canada

HOW OBTAINED - Signed by the Cardinals as an International free-agent on 7/3/2017

CAREER NOTES - 2022: Ranked among Cardinals minor league leaders in stolen bases (18, T10th). **2017:** Cracked two solo home runs vs. DSL Rockies on July 27.

YR	CLUB	LG	AVG	G	AB	R	H	2B	3B	HR	RBI	SH	SF	HP	BB	SO	SB	CS	OBP	SLG	E
17	DSL Cardinals	DSL	.200	27	90	14	18	1	0	3	10	0	2	4	3	26	1	3	.253	.311	11
18	DSL Cardinals Red	DSL	.293	64	222	48	65	14	2	3	37	2	4	8	33	56	3	7	.397	.414	16
19	Palm Beach	FSL	.167	2	6	1	1	1	0	0	1	0	0	0	0	3	0	0	.167	.333	1
	GCL Cardinals	GCL	.226	40	*146	20	33	8	0	*7	*21	0	1	4	14	31	4	2	.309	.425	11
20	DID NOT PLAY -- NO MILB SEASON																				
21	Palm Beach	Fla. St.	.000	3	9	0	0	0	0	0	1	0	1	0	1	4	0	0	.091	.000	0
	Peoria	Midwest	.186	91	311	29	58	11	*3	3	21	0	1	3	31	141	8	6	.266	.270	8
22	Peoria	Midwest	.219	96	310	46	68	16	2	5	31	0	3	5	*46	100	18	4	.327	.332	15
Minor League Totals			.222	323	1094	158	243	51	7	21	122	2	12	24	128	361	34	22	.314	.339	62

HERNÁNDEZ, Kenny

LHP

Height - 6'1 **Bats** - L **Born** - 6/24/1998 at David, Panama

Weight - 220 **Throws** - L **Resides** - Asserio de Gariche, Panama

HOW OBTAINED - Signed by the Cardinals as a minor league free-agent on 11/16/22

CAREER NOTES - 2021: Named Northwest League Pitcher of the Week (June 28-July 4). **MISC:** Originally signed as an International free-agent by the Arizona Diamondbacks on 7/6/2015.

YR	CLUB	LG	W-L	ERA	G	GS	CG	SHO	SV	IP	H	R	ER	HR	HB	BB	SO	WP	BK	
16	AZL Dbacks	AZL	0-1	1.93	6	0	0	0	0	9.1	10	4	2	0	0	5	4	0	0	
17	Missoula	Pioneer	0-0	0.00	1	0	0	0	0	2.0	3	0	0	0	0	2	2	0	0	
	AZL Dbacks	AZL	2-4	4.03	13	5	0	0	0	*58.0	63	38	26	4	4	16	*59	8	0	
18	Hillsboro	Northwest	*6-3	4.37	16	5	0	0	0	*68.0	81	34	33	11	2	7	*59	0	0	
19	Kane County	Midwest	*7-3	1.88	30	1	0	0	3	96.0	85	29	20	1	3	31	83	5	1	
20	DID NOT PITCH -- NO MILB SEASON																			
21	Hillsboro	Northwest	3-3	3.92	10	6	0	0	0	41.1	29	23	18	6	1	18	49	2	0	
	Amarillo	Texas	2-2	5.56	13	10	0	0	0	56.2	73	45	35	10	3	16	35	3	0	
	Reno	PCL	0-0	11.25	1	1	0	0	0	4.0	7	5	5	1	1	0	4	0	0	
22	Amarillo	Texas	4-4	6.26	23	4	0	0	0	46.0	64	34	32	9	1	21	42	0	1	
	Hillsboro	Northwest	2-2	2.86	9	8	0	0	0	50.1	43	17	16	3	2	16	39	1	1	
Minor League Totals			26-22	3.90	122	40	0	0	3	431.2	458	229	187	45	17	132	376	19	3	

HERNÁNDEZ, Maikel

C

Height - 6'2 **Bats** - S **Born** - 2/2/2003 at Maracay, Venezuela

Weight - 218 **Throws** - R **Resides** - Maracay, Venezuela

HOW OBTAINED - Signed by the Cardinals as an International free-agent on 7/2/2019

CAREER NOTES - CAREER: Has thrown out 44.3% (31 CS/70 SB ATT) of attempted base runners.

YR	CLUB	LG	AVG	G	AB	R	H	2B	3B	HR	RBI	SH	SF	HP	BB	SO	SB	CS	OBP	SLG	E
20	DID NOT PLAY -- NO MILB SEASON																				
21	DSL Cardinals Red	DSL	.222	22	63	7	14	4	0	1	4	0	1	4	5	23	0	0	.315	.333	3
22	DSL Cardinals	DSL	.233	31	90	14	21	6	0	0	8	0	2	1	20	20	0	0	.372	.300	4
Minor League Totals			.229	53	153	21	35	10	0	1	12	0	3	5	25	43	0	0	.350	.314	7

HERRERA, Yordy

LHP

Height - 6'2 **Bats** - L **Born** - 12/2/2004 at Jarabacoa, Dominican Republic

Weight - 157 **Throws** - L **Resides** - Jarabacoa, Dominican Republic

HOW OBTAINED - Signed by the Cardinals as an International free-agent on 1/15/2022

YR	CLUB	LG	W-L	ERA	G	GS	CG	SHO	SV	IP	H	R	ER	HR	HB	BB	SO	WP	BK
22	DSL Cardinals	DSL	0-1	4.32	13	1	0	0	1	16.2	13	11	8	0	5	21	27	11	1

* Led Team

+ Led League

HICKEY, Matt

RHP

Height - 5'11 **Bats** - L **Born** - 5/11/1998 at Fort Worth, TX

Weight - 169 **Throws** - R **Resides** - Granbury, TX

SCHOOL - Tarleton State (TX) University

HOW OBTAINED - Cardinals 15th round selection (457th overall) in the 2022 MLB Draft

CAREER NOTES - 2022: Pitched 1.0 inning of relief in Game 1 of the FSL Semifinals vs. St. Luice. **COLLEGE:** Sidewinder led TSU with five saves as Super Senior after pitching four years at Weatherford Community (TX) College. **MISC:** His brother, Nathan, also pitched at Tarleton State and was Western Athletic Conference Pitcher of the Year in 2017 while setting the school record for ERA (1.79).

YR	CLUB	LG	W-L	ERA	G	GS	CG	SHO	SV	IP	H	R	ER	HR	HB	BB	SO	WP	BK
22	Palm Beach	Fla. St.	1-0	1.64	10	0	0	0	0	11.0	8	3	2	0	2	5	10	0	0

HJERPE, Cooper

LHP

Height - 6'2 **Bats** - L **Born** - 3/16/2001 at Davis, CA

Weight - 201 **Throws** - L **Resides** - Capay, CA

SCHOOL - Oregon State University

HOW OBTAINED - Cardinals 1st round selection (22nd overall) in the 2022 MLB Draft

CAREER NOTES - 2023: Rated as the No. 5 prospect in the Cardinals organization entering the season by *Baseball*

America...participated in early workouts and seminars as part of the team's Spring Training Early Program (STEP Camp).

COLLEGE: 2022 College Baseball Federation Pitcher of the Year, First Team All-Pac 12, NCBWA and ABCA...led NCAA Division I with 161 strikeouts in 2022 including 10 double-digit strikeout games...was 15-9 with a 3.37 ERA over three seasons with the Beavers compiling 192.1 innings with 257 strikeouts...struck out 17 batters over 8.0 innings against No. 2 Stanford (4/1/22) tying the school record...is the single-season strikeout leader at OSU his junior (2022) season...ranked 2nd in NCAA Division I with 14.02 SO/9 IP and 11 wins. **PREP:** Threw four no-hitters including three in consecutive starts at Woodland (Calif.) High School, which counts former Boston Red Sox All-Star Dustin Pedroia as an alum. **PERSONAL:** His father, Carl, was a pitcher at Cal Poly (1984-87).

PRONUNCIATION: JER-pee

YR	CLUB	LG	W-L	ERA	G	GS	CG	SHO	SV	IP	H	R	ER	HR	HB	BB	SO	WP	BK
2023 WILL BE HIS FIRST PROFESSIONAL SEASON																			

HOLGATE, Ryan

OF

Height - 6'2 **Bats** - L **Born** - 6/8/2000 at Sacramento, CA

Weight - 233 **Throws** - L **Resides** - Scottsdale, AZ

SCHOOL - University of Arizona

HOW OBTAINED - Cardinals Competitive Balance Round B selection (70th overall) in the 2021 MLB Draft

CAREER NOTES - COLLEGE: Helped lead the Wildcats to the NCAA Division I College World Series in 2021, going 2-for-9 with a home run in the College World Series...named to the Tucson NCAA Regional All-Tournament Team and Pac-12 All-Conference Honorable Mention in 2021...played for the La Crosse Loggers in the Northwoods League in 2019, leading the league with 13 home runs in 58 games.

YR	CLUB	LG	AVG	G	AB	R	H	2B	3B	HR	RBI	SH	SF	HP	BB	SO	SB	CS	OBP	SLG	E
22	Palm Beach	Fla. St.	.219	21	73	6	16	3	1	0	5	0	0	0	1	26	2	0	.230	.288	0
	FCL Cardinals	FCL	.174	12	23	3	4	1	0	0	1	1	0	2	11	9	1	0	.472	.217	0

Minor League Totals



HURST, Scott

OF

Height - 5'10 Bats - L Born - 3/25/1996 at Glendora, CA
 Weight - 173 Throws - R Resides - Glendora, CA

SCHOOL - California State University-Fullerton

HOW OBTAINED - Cardinals 3rd round selection (94th overall) in the 2017 MLB Draft

CAREER NOTES - **2023:** Participated in early workouts and seminars as part of the team's Spring Training Early Program (STEP Camp). **2022:** Ranked among Cardinals minor league leaders in on-base pct. (.399, 7th), batting average (.286, 8th), walks (54, 10th) and stolen bases (18, T10th). **2021:** Made his Major League debut on April 16 at Philadelphia...non-roster invitee to Major League Spring Training. **2020:** Participated in early workouts and seminars as part of the Cardinals two-week Instructional Camp in January. **2019:** Participated in early workouts and seminars as part of the team's Spring Training Early Program (STEP Camp)...entered the season rated as the No. 27 prospect in the Cardinals organization by *Baseball America*. **2018:** Batted .312, ranking T9th among Cardinals minor leaguers...hit safely in 22 straight home games (5/1-6/24). **2017:** Ranked T3rd in the NY-Penn League with six triples and T6th among Cardinals minor leaguers. **COLLEGE:** Named First Team All-Big West...led the Titans with 12 home runs his junior (2017) season...started two games in the 2017 College World Series...tied the school-record hitting four home runs at Cal State-Northridge on May 20, 2017 as part of a 5-for-5 game with a double and 7 RBI, earning him Collegiate Baseball National Player of the Week. **MISC:** Was the Cardinals first selection of the 2017 draft.

YR	CLUB	LG	AVG	G	AB	R	H	2B	3B	HR	RBI	SH	SF	HP	BB	SO	SB	CS	OBP	SLG	E
17	State College	NY-Penn.	.282	55	*213	*36	60	11	*6	3	21	2	2	3	22	58	6	4	.354	.432	0
18	Peoria	Midwest	.295	49	190	28	56	11	1	3	25	0	4	3	19	41	7	4	.411	.772	2
	GCL Cardinals	GCL	.400	5	15	5	6	3	0	0	2	0	0	0	5	2	2	0	.550	.600	1
	Palm Beach	Fla. St.	.354	14	48	10	17	6	0	1	9	0	1	0	8	10	1	0	.439	.542	0
19	Springfield	Texas	.191	45	141	18	27	9	0	1	13	3	0	0	17	46	1	0	.278	.277	2
	Palm Beach	Fla. St.	.233	63	223	23	52	4	1	4	20	1	1	1	18	61	1	3	.292	.314	1
20	DID NOT PLAY -- NO MiLB SEASON																				
21	ST. LOUIS	MLB	.000	7	5	0	0	0	0	0	0	0	0	0	0	1	0	0	.000	.000	0
	Memphis	Intl.	.203	77	266	39	54	12	1	4	18	3	2	1	33	94	5	4	.291	.301	0
22	Memphis	Intl.	.286	90	311	55	89	12	2	10	38	0	1	5	54	68	18	8	*.399	.434	2
MAJOR League Totals			.000	7	5	0	0	0	0	0	0	0	0	0	0	1	0	0	.000	.000	0
Minor League Totals			.257	398	1407	214	361	68	11	26	146	9	11	13	176	380	41	23	.342	.376	8

IADISERNIA, Alex

OF

Height - 5'10 Bats - L Born - 10/11/2000 at Staten Island, NY
 Weight - 197 Throws - L Resides - Neptune, NJ

SCHOOL - Elon University (NC)

HOW OBTAINED - Cardinals 7th round selection (217th overall) in the 2022 MLB Draft

CAREER NOTES - **COLLEGE:** Posted career marks of .312, 16 HR, 84 RBI with a positive walk:strikeout (68:64) mark for the Phoenix...2021 Collegiate Baseball Freshman All-American, First Team All-Colonial Athletic Association (CAA), CAA Rookie of the Year.

PRONUNCIATION: eye-uh-de-sir-nee-uh

YR	CLUB	LG	AVG	G	AB	R	H	2B	3B	HR	RBI	SH	SF	HP	BB	SO	SB	CS	OBP	SLG	E
22	Palm Beach	Fla. St.	.275	21	69	7	19	2	1	0	7	0	0	2	6	21	2	1	.351	.333	0

JACOBSON, Tanner

RHP

Height - 6'1 Bats - R Born - 1/24/2000 at Pittsburgh, PA
 Weight - 208 Throws - R Resides - Pittsburgh, PA

SCHOOL - Queens University (NC)

HOW OBTAINED - Cardinals 10th round selection (307th overall) in the 2022 MLB Draft.

CAREER NOTES - **COLLEGE:** First player in the history of Queens University to be drafted...2019 D2CAA All-Southeast Regional Second Team and NCCSIA All-State Second Team. **PREP:** Played high school baseball at Allderdice and became the first draft pick from the high school since Vance Hall (28th round) in 2002 by the Seattle Mariners.

YR	CLUB	LG	W-L	ERA	G	GS	CG	SHO	SV	IP	H	R	ER	HR	HB	BB	SO	WP	BK
22	FCL Cardinals	FCL	1-0	0.00	2	0	0	0	0	2.0	1	0	0	0	0	1	2	1	0
	Palm Beach	Fla. St.	0-0	6.23	4	0	0	0	0	4.1	1	3	3	0	0	7	6	1	0
Minor League Totals			1-0	4.26	6	0	0	0	0	6.1	2	3	3	0	0	8	8	2	0

* Led Team

+ Led League

JEW, Tommy

OF

Height - 6'0 **Bats** - R **Born** - 10/26/1997 at Walnut Creek, CA

Weight - 177 **Throws** - R **Resides** - San Ramon, CA

SCHOOL - University of California-Santa Barbara

HOW OBTAINED - Cardinals 13th round selection (395th overall) in the 2019 MLB Draft

CAREER NOTES - 2022: Ranked among Cardinals minor league leaders in stolen bases (31, 3rd)...ranked among Midwest League leaders in stolen bases (5th). **COLLEGE:** Back-to-back first team All-Big West in 2018 & 2019, first Gaucho to accomplish the feat since 2001...ranked T16th in the NCAA in triples with six in 2019...during the summer of 2017 was named New England Collegiate Baseball League MVP and Top Prospect. **PREP:** Was a four-time NCS Scholar Athlete and a multi-sport high school athlete in basketball and football earning First Team All-League kicker in football. Set the high school's record for batting average, OPS and doubles.

YR	CLUB	LG	AVG	G	AB	R	H	2B	3B	HR	RBI	SH	SF	HP	BB	SO	SB	CS	OBP	SLG	E
19	DID NOT PLAY -- INJURED																				
20	DID NOT PLAY -- NO MiLB SEASON																				
21	Palm Beach	Fla. St.	.213	54	188	31	40	5	2	5	30	0	1	3	27	78	11	4	.320	.340	0
	Peoria	Midwest	.143	21	63	6	9	4	1	0	5	0	0	3	8	26	3	1	.270	.238	0
22	Peoria	Midwest	.193	*106	331	39	64	13	1	7	26	3	2	3	39	120	31	4	.283	.302	2
Minor League Totals			.194	181	582	76	113	22	4	12	61	3	3	9	74	224	45	9	.293	.308	2

JIMÉNEZ, Ludwin

RHP

Height - 6'4 **Bats** - R **Born** - 8/9/2001 at Santo Domingo, Dominican Republic

Weight - 208 **Throws** - R **Resides** - Santo Domingo, Dominican Republic

HOW OBTAINED - Signed by the Cardinals as an International free-agent 2/15/2018

CAREER NOTES - 2022: Ranked among Cardinals minor league leaders in SO/9 (13.2, 6th). **2020:** Was one of three members of the second high school graduating class at the Cardinals Dominican Academy.

YR	CLUB	LG	W-L	ERA	G	GS	CG	SHO	SV	IP	H	R	ER	HR	HB	BB	SO	WP	BK	
18	DSL Cardinals Red	DSL	4-4	3.55	14	12	*1	*1	1	63.1	57	40	25	4	5	18	*69	11	0	
19	DSL Cardinals Red	DSL	2-1	3.15	4	4	0	0	0	20.0	21	7	7	1	1	7	13	1	0	
	GCL Cardinals	GCL	2-4	4.59	10	7	0	0	0	*51.0	48	29	26	6	3	24	*51	6	1	
	Palm Beach	FSL	0-0	7.71	1	0	0	0	0	2.1	3	2	2	0	0	1	2	2	0	
20	DID NOT PITCH -- NO MiLB SEASON																			
21	Palm Beach	Fla. St.	0-9	6.17	23	18	0	0	0	77.1	*89	61	53	8	5	51	89	11	0	
22	Palm Beach	Fla. St.	1-0	6.00	12	0	0	0	0	15.0	7	11	10	1	3	17	20	2	0	
	FCL Cardinals	FCL	1-2	6.60	13	0	0	0	0	15.0	16	12	11	2	2	5	24	2	1	
Minor League Totals			10-20	4.94	77	41	1	1	1	244.0	241	162	134	22	19	123	268	35	2	

JONES IV, Leonard (LJ)

OF

Height - 6'0 **Bats** - R **Born** - 6/27/1999 at San Diego, CA

Weight - 244 **Throws** - R **Resides** - Chula Vista, CA

SCHOOL - California State University-Long Beach

HOW OBTAINED - Cardinals 5th round selection (152nd overall) in the 2020 MLB Draft

CAREER NOTES - 2023: Participated in early workouts and seminars as part of the team's Spring Training Early Program (STEP Camp). **2022:** Ranked among Cardinals minor league leaders in doubles (33, 2nd) and RBI (64, 8th)...ranked among Midwest League leaders in doubles (1st), extra-base hits (47, 2nd), total bases (177, 5th), hits (7th), RBI (8th), slugging pct. (10th)...tied the Peoria single-game franchise record with 8 RBI (4-for-4, HR, 3 2B) at Beloit on August 28. **2021:** Recorded a 13-game hitting streak (8/15-9/3) and reached base safely in 21 consecutive games from 8/6-9/3. **COLLEGE:** Led the Dirtbags in batting (.312) as a true freshman in 2018...missed most of the 2019 season after getting hit by pitch in the team's third game of the season.

YR	CLUB	LG	AVG	G	AB	R	H	2B	3B	HR	RBI	SH	SF	HP	BB	SO	SB	CS	OBP	SLG	E
20	DID NOT PLAY -- NO MiLB SEASON																				
21	Palm Beach	Fla. St.	.243	*86	*329	43	80	17	2	7	38	0	2	6	23	73	1	1	.303	.371	2
22	Peoria	Midwest	*.261	102	*394	48	*103	+33	1	*13	*64	1	4	10	31	90	2	1	.328	*.449	1
Minor League Totals			.253	188	723	91	183	50	3	20	102	1	6	16	54	163	3	2	.317	.414	3

**JUNCO, Yoerny**

SS

Height - 5'9 Bats - S Born - 11/8/2004 at Matanzas, Cuba

Weight - 170 Throws - R Resides - Dominican Republic

HOW OBTAINED - Signed by the Cardinals as an International free-agent on 9/1/2022

YR	CLUB	LG	AVG	G	AB	R	H	2B	3B	HR	RBI	SH	SF	HP	BB	SO	SB	CS	OBP	SLG	E
2023 WILL BE HIS FIRST PROFESSIONAL SEASON																					

KEALEY, Sean

LHP

Height - 6'7 Bats - L Born - 10/15/1997 at Pittsburgh, PA

Weight - 250 Throws - L Resides - Pittsburgh, PA

SCHOOL - Allegheny College (PA)

HOW OBTAINED - Signed by the Cardinals as a minor league free-agent on 6/15/2021

CAREER NOTES - 2021: Ranked among Cardinals minor league leaders in SO/9 (13.0, T5th).

YR	CLUB	LG	W-L	ERA	G	GS	CG	SHO	SV	IP	H	R	ER	HR	HB	BB	SO	WP	BK
20	Steel City	Wash.	0-0	0.00	5	0	0	0	1	8.0	0	0	0	0	0	4	15	1	0
21	Washington	Frontier	0-0	0.00	4	0	0	0	0	4.0	1	0	0	0	0	2	6	0	0
	Palm Beach	Fla. St.	2-3	3.68	12	0	0	0	0	14.2	15	11	6	0	1	6	25	5	0
	Peoria	Midwest	1-1	4.76	15	0	0	0	1	22.2	30	13	12	1	0	14	29	0	0
22	Springfield	Texas	1-2	5.89	14	0	0	0	0	18.1	25	16	12	3	1	15	28	2	0
Independent League Totals			0-0	0.00	9	0	0	0	1	12.0	1	0	0	0	0	6	21	1	0
Minor League Totals			4-6	4.85	41	0	0	0	1	55.2	70	40	30	4	2	35	82	7	0

KING, Joseph

RHP

Height - 6'2 Bats - R Born - 2/23/2001 at Redwood City, CA

Weight - 184 Throws - R Resides - Redwood City, CA

SCHOOL - University of California-Berkeley

HOW OBTAINED - Cardinals 9th round selection (277th overall) in the 2022 MLB Draft

CAREER NOTES - 2023: Participated in early workouts and seminars as part of the team's Spring Training Early Program (STEP Camp). COLLEGE: Was selected to participate in the 2022 MLB Draft Combine at Petco Park...2020 Collegiate Baseball Freshman All-American. PREP: Lettered all four years in baseball at Woodside High School where he was a two-sport athlete also lettering in football twice...PAL Player of the Year in baseball as a senior.

YR	CLUB	LG	W-L	ERA	G	GS	CG	SHO	SV	IP	H	R	ER	HR	HB	BB	SO	WP	BK
2023 WILL BE HIS FIRST PROFESSIONAL SEASON																			

KOMAR, Brandon

RHP

Height - 6'0 Bats - R Born - 5/8/1999 at Mukwonago, WI

Weight - 195 Throws - R Resides - Elkhorn, WI

SCHOOL - Madison College (WI)

HOW OBTAINED - Acquired during the Triple-A Phase of the Rule 5 Draft from the San Diego Padres on 12/7/2022

CAREER NOTES - 2021: Named Midwest League Pitcher of the Week (June 6-12). MISC: Originally selected by the San Diego Padres in the 13th round of the 2019 MLB Draft.

YR	CLUB	LG	W-L	ERA	G	GS	CG	SHO	SV	IP	H	R	ER	HR	HB	BB	SO	WP	BK	
19	AZL Padres 1	AZL	1-0	3.93	8	0	0	0	1	18.1	19	14	8	1	0	6	22	2	0	
	Fort Wayne	Midwest	0-1	9.00	4	2	0	0	0	16.0	17	16	16	3	2	9	17	2	0	
20	DID NOT PITCH -- NO MiLB SEASON																			
21	Fort Wayne	Midwest	2-2	3.60	12	1	0	0	1	30.0	22	16	12	1	1	13	32	2	1	
	San Antonio	Texas	2-3	5.01	19	4	0	0	0	50.1	49	32	28	6	3	27	53	4	2	
22	Fort Wayne	Midwest	1-2	3.71	15	2	0	0	0	43.2	30	18	18	4	1	14	41	1	0	
	San Antonio	Texas	5-4	6.05	16	14	0	0	0	74.1	90	54	50	10	1	30	54	1	1	
Minor League Totals			11-12	5.11	74	23	0	0	2	232.2	227	150	132	25	8	99	219	12	4	

* Led Team

+ Led League

KOPERNIAK, Matt

OF

Height - 6'0 Bats - L Born - 2/8/1998 at London, United Kingdom
Weight - 208 Throws - R Resides - Adams, MA

SCHOOL - Trinity College (CT)

HOW OBTAINED - Signed by the Cardinals as a non-drafted minor league free-agent on 6/16/2020

CAREER NOTES - 2023: Played for Great Britain in the World Baseball Classic...participated in early workouts and seminars as part of the team's Spring Training Early Program (STEP Camp). 2022: Cardinals Minor League Player of the Month for August...Texas League Player of the Week (August 8-14)...hit for the cycle on August 9 at Amarillo...ranked among Cardinals minor league leaders in batting average (.291, 6th), runs (68, T6th), hits (113, 7th) and home runs (14, T10th). 2021: Selected as organizational All-Star at OF (MiLB.com)...ranked among Cardinals minor league leaders in batting average (.306, 4th), on-base pct. (.405, 4th), OPS (.851, 8th), hits (101, 8th) and doubles (25, T-3rd). COLLEGE: Named to All-NESAC First Team and lead the league in hits and slugging pct. during his junior season in 2019...went 5-for-5 with two homers in a win over Salve Regina in the regional round of the 2019 NCAA D-III Championship Tournament....Named to All-NESAC First Team and D3Baseball.com All-New England Third Team. MISC: Was a teammate with fellow Cardinals farmhand RHP Gordon Graceffo on the North Adams SteepleCats of the New England Collegiate Baseball League in 2019, earning NECBL All-Star Team and All-NECBL First Team honors...brother, Mike, played baseball at Wheaton College (MA) and father, Chris, played baseball at UMass.

YR	CLUB	LG	AVG	G	AB	R	H	2B	3B	HR	RBI	SH	SF	HP	BB	SO	SB	CS	OBP	SLG	E
20	DID NOT PLAY -- NO MiLB SEASON																				
21	Palm Beach	Fla. St.	.322	58	183	28	59	15	0	4	23	0	3	*12	30	32	3	1	.443	.470	4
	Peoria	Midwest	.429	4	14	0	6	3	0	0	3	0	0	2	2	3	0	0	.556	.643	0
	Springfield	Texas	.271	33	133	19	36	7	0	3	15	0	0	2	9	20	1	2	.326	.391	0
22	Springfield	Texas	.288	106	385	67	111	13	2	14	59	3	4	5	40	82	11	4	.359	.442	1
	Memphis	Intl.	.667	2	3	1	2	0	0	0	0	0	0	1	1	0	1	0	.800	.667	0
Minor League Totals			.298	203	718	115	214	38	2	21	100	3	7	22	82	137	16	7	.384	.444	5

LINÁREZ, Carlos

C

Height - 6'0 Bats - R Born - 10/24/2001 at Barquisimeto, Venezuela
Weight - 205 Throws - R Resides - Barquisimeto, Venezuela

HOW OBTAINED - Signed by the Cardinals as an International free-agent on 6/12/2021

CAREER NOTES - CAREER: Has thrown out 51.4% (20 CS/63 SB ATT) of attempted base runners. 2023: Participated in early workouts and seminars as part of the team's Spring Training Early Program (STEP Camp).

YR	CLUB	LG	AVG	G	AB	R	H	2B	3B	HR	RBI	SH	SF	HP	BB	SO	SB	CS	OBP	SLG	E
21	DSL Cardinals Red	DSL	.305	22	59	4	18	1	1	1	11	0	0	0	9	6	0	0	.397	.407	1
22	FCL Cardinals	FCL	.221	35	113	11	25	5	0	1	10	0	0	1	6	29	5	2	.267	.292	1
	Palm Beach	Fla. St.	.000	2	7	0	0	0	0	0	0	0	0	0	2	0	0	0	.000	.000	0
Minor League Totals			.240	59	179	15	43	6	1	2	21	0	0	1	15	37	5	2	.303	.318	2

LOAIZA, Alejandro

C

Height - 5'11 Bats - R Born - 12/23/2003 at Villa de Cura, Venezuela
Weight - 198 Throws - R Resides - Maracay, Venezuela

HOW OBTAINED - Signed by the Cardinals as an International free-agent on 1/19/2021

CAREER NOTES - CAREER: Has thrown out 31.7% (20 CS/63 SB ATT) of attempted base runners. 2023: Participated in early workouts and seminars as part of the team's Spring Training Early Program (STEP Camp).

YR	CLUB	LG	AVG	G	AB	R	H	2B	3B	HR	RBI	SH	SF	HP	BB	SO	SB	CS	OBP	SLG	E
21	DSL Cardinals Blue	DSL	.172	12	29	2	5	1	0	0	3	0	0	2	5	17	0	1	.333	.207	1
	DSL Cardinals Red	DSL	.132	13	38	4	5	1	0	1	2	0	0	1	1	19	0	1	.175	.237	4
22	DSL Cardinals	DSL	.158	27	76	9	12	2	0	1	7	0	1	1	15	34	1	0	.301	.224	9
Minor League Totals			.154	52	143	15	22	4	0	2	12	0	1	4	21	70	1	2	.278	.224	14

**LÓPEZ, Bruno****RHP****Height** - 6'5 **Bats** - R **Born** - 4/18/2002 at Santiago de los Caballeros, Dominican Republic**Weight** - 228 **Throws** - R **Resides** - Santiago de los Caballeros, Dominican Republic**HOW OBTAINED** - Signed by the Cardinals as an International free-agent on 9/1/2018

YR	CLUB	LG	W-L	ERA	G	GS	CG	SHO	SV	IP	H	R	ER	HR	HB	BB	SO	WP	BK
20	DID NOT PITCH -- NO MiLB SEASON																		
21	DSL Cardinals Red	DSL	5-1	2.38	16	0	0	0	0	22.2	20	10	6	0	4	8	22	5	0
22	DSL Cardinals	DSL	4-1	2.59	*19	0	0	0	2	24.1	24	15	7	1	2	15	30	2	0
Minor League Totals			9-2	2.49	35	0	0	0	2	47.0	44	25	13	1	6	23	52	7	0

LÓPEZ, Chris**C****Height** - 5'9 **Bats** - R **Born** - 6/28/2005 at New York City, NY**Weight** - 175 **Throws** - R **Resides** - Bonao, Dominican Republic**HOW OBTAINED** - Signed by the Cardinals as an International free-agent on 2/18/2023

YR	CLUB	LG	AVG	G	AB	R	H	2B	3B	HR	RBI	SH	SF	HP	BB	SO	SB	CS	OBP	SLG	E
2023 WILL BE HIS FIRST PROFESSIONAL SEASON																					

LÓPEZ, Irving**INF****Height** - 5'10 **Bats** - L **Born** - 6/30/1995 at Hermosillo, Mexico**Weight** - 189 **Throws** - R **Resides** - Mesa, AZ**SCHOOL** - Florida International University**HOW OBTAINED** - Cardinals 19th round selection (574th overall) in the 2017 MLB Draft**CAREER NOTES - 2019:** Ranked T2nd among Cardinals minor leaguers with six triples. **2018:** Ranked 4th among Cardinals minor leaguers with 26 doubles and T-9th with 113 hits...went 3-for-3 with a home run, two doubles, four RBI and a walk vs. South Bend (5/4). **COLLEGE:** Transferred from Arizona Western College to Florida International after his sophomore season.

YR	CLUB	LG	AVG	G	AB	R	H	2B	3B	HR	RBI	SH	SF	HP	BB	SO	SB	CS	OBP	SLG	E
17	Johnson City	Appy	.287	50	178	37	51	7	2	5	27	3	3	9	19	25	5	3	.378	.433	6
	State College	NY-Penn	.250	1	4	0	1	1	0	0	1	0	0	10	1	1	1	0	.400	.500	0
18	Peoria	Midwest	.273	77	289	46	79	20	1	4	26	1	3	13	31	54	2	2	.366	.391	6
	Palm Beach	Fla. St.	.298	33	114	14	34	6	0	2	22	3	1	1	13	13	0	0	.372	.404	4
19	Springfield	Texas	.255	84	302	50	77	15	4	10	30	2	0	14	20	63	1	1	.330	.430	3
	Memphis	PCL	.300	21	60	13	18	3	2	1	5	0	1	0	9	14	0	1	.386	.467	1
20	DID NOT PLAY -- NO MiLB SEASON																				
21	Springfield	Texas	.235	43	149	19	35	4	2	3	19	3	2	5	9	40	2	0	.297	.349	7
	Memphis	Intl.	.229	37	83	4	19	6	1	0	7	0	0	1	6	17	0	0	.289	.325	5
22	Springfield	Texas	.253	49	150	20	38	8	0	2	17	0	2	3	22	27	4	1	.356	.347	4
	Memphis	Intl.	.263	26	80	13	21	5	0	1	7	0	0	4	8	15	1	0	.359	.363	2
Minor League Totals			.265	421	1409	216	373	75	12	28	161	12	12	50	138	269	16	8	.349	.395	38

LÓPEZ, Reiner**RHP****Height** - 6'7 **Bats** - R **Born** - 4/11/2006 at Caja Seca, Venezuela**Weight** - 199 **Throws** - R **Resides** - Maracaibo, Venezuela**HOW OBTAINED** - Signed by the Cardinals as an International free-agent on 1/15/2023

YR	CLUB	LG	W-L	ERA	G	GS	CG	SHO	SV	IP	H	R	ER	HR	HB	BB	SO	WP	BK
2023 WILL BE HIS FIRST PROFESSIONAL SEASON																			

LOTT, Todd

OF

Height - 6'3 **Bats** - R **Born** - 8/22/1997 at Jacksonville, FL

Weight - 218 **Throws** - R **Resides** - Jacksonville, FL

SCHOOL - University of Louisiana-Lafayette

HOW OBTAINED - Cardinals 9th round selection (275th overall) in the 2019 MLB Draft

CAREER NOTES - **2022**: Ranked among Cardinals minor league leaders in runs (67, 8th), hits (108, T8th), doubles (21, T8th) and home runs (14, T10th). **2021**: Ranked among Cardinals minor league leaders in doubles (26, 2nd), triples (3, T9th), home runs (13, 10th) and slugging pct. (.467, 10th)...tallied his first multi-HR game of his career on 5/29 at Bradenton. **2019**: Batted .364 (8-22) with a double and three RBI in the Appalachian League playoffs. **COLLEGE**: First Team All-Sun Belt Conference selection in 2019 batting .332, 8 HR, 48 RBI and 14 SB...played for Hyannis during the 2018 Cape Cod League season and earned a spot on the All-Star team; was selected to participate in the Home Run Derby. **MISC**: Was formerly drafted by the Cincinnati Reds in the 20th Round of the 2016 MLB Draft...is the nephew of NFL Hall of Fame safety Ronnie Lott.

YR	CLUB	LG	AVG	G	AB	R	H	2B	3B	HR	RBI	SH	SF	HP	BB	SO	SB	CS	OBP	SLG	E
19	Johnson City	Appy	.250	*57	*212	28	53	*15	*2	4	25	0	3	2	12	53	6	0	.293	.396	3
20	DID NOT PLAY -- NO MiLB SEASON																				
21	Palm Beach	Fla. St.	.263	52	186	29	49	*19	2	6	31	0	2	9	24	62	0	0	.371	.484	7
	Peoria	Midwest	.243	39	148	19	36	7	1	7	17	0	2	3	9	58	4	4	.296	.446	9
22	Palm Beach	Fla. St.	.191	32	110	15	21	3	0	3	16	0	0	6	7	38	1	1	.300	.576	0
	Peoria	Midwest	.261	80	334	*52	87	18	2	11	40	0	2	12	19	106	7	2	.322	.425	3
Minor League Totals			.249	260	990	143	246	62	7	31	129	0	9	32	71	317	18	7	.317	.419	22

LOVE, Austin

RHP

Height - 6'2 **Bats** - R **Born** - 1/26/1999 at Concord, NC

Weight - 263 **Throws** - R **Resides** - Mount Ulla, NC

SCHOOL - University of North Carolina

HOW OBTAINED - Cardinals 3rd round selection (90th overall) in the 2021 MLB Draft

CAREER NOTES - **2023**: Rated as the No. 20 prospect in the Cardinals organization entering the season...participated in early workouts and seminars as part of the team's Spring Training Early Program (STEP Camp). **2022**: Set the Peoria single-season franchise record for most strikeouts...ranked among Cardinals minor league leaders in strikeouts (151, 1st), games started (25, T5th), wins (7, T7th) and innings pitched (125.2, 8th)...ranked among Midwest League leaders in strikeouts (1st), games started (T1st), innings pitched (1st), ERA (10th), opp. average (.277, 10th) and WHIP (1.52, 10th)...rated as the No. 14 prospect in the Cardinals organization entering the season. **COLLEGE**: Struck out 129 batters in 2021, the second-most all-time in Tarheels history behind LHP Andrew Miller (133 strikeouts, 2006)...posted consecutive complete-game outings in his final two regular season starts, including a career-high 15 strikeouts at Georgia Tech...named NCAA Division I Freshman All-American in 2019.

YR	CLUB	LG	W-L	ERA	G	GS	CG	SHO	SV	IP	H	R	ER	HR	HB	BB	SO	WP	BK
21	FCL Cardinals	FCL	0-0	1.80	5	5	0	0	0	5.0	2	1	1	1	0	9	0	0	
	Palm Beach	Fla. St.	0-0	0.00	2	0	0	0	0	3.0	1	0	0	0	0	1	4	0	
22	Peoria	Midwest	*7-12	5.73	26	+25	0	0	0	+125.2	139	80	80	15	7	52	+151	10	0
Minor League Totals			7-12	5.45	33	30	0	0	0	133.2	142	81	81	16	7	53	164	10	0

LUNN, Connor

RHP

Height - 6'2 **Bats** - R **Born** - 7/8/1998 at La Jolla, CA

Weight - 245 **Throws** - R **Resides** - Carlsbad, CA

SCHOOL - University of Southern California

HOW OBTAINED - Cardinals 11th round selection (335th overall) in the 2019 MLB Draft

CAREER NOTES - **2023**: Participated in early workouts and seminars as part of the team's Spring Training Early Program (STEP Camp). **2021**: Selected as organizational All-Star at RHSP (MiLB.com)...ranked among Cardinals minor league leaders in games started (23, 1st), strikeouts (121, 2nd), SO/BB ratio (6.05, 2nd), innings pitched (120.1, 3rd), wins (6, T6th), and WHIP (1.14, 10th)... finished 3rd in ERA, 2nd in WHIP and T3rd in strikeouts among High-A Central pitchers. **COLLEGE**: Earned a save in a combined no-hitter vs. Utah (3/15/18). **PREP**: Named First Team All-CIF as a senior (10 wins, 0.99 ERA).

YR	CLUB	LG	W-L	ERA	G	GS	CG	SHO	SV	IP	H	R	ER	HR	HB	BB	SO	WP	BK
19	State College	NY-Penn	0-0	1.96	12	0	0	0	0	18.1	13	5	4	0	0	6	20	3	0
20	DID NOT PITCH -- NO MiLB SEASON																		
21	Peoria	Midwest	*6-8	3.96	24	*23	0	0	0	*120.1	117	61	53	12	6	20	*121	2	0
22	Springfield	Texas	4-7	6.61	21	17	0	0	0	81.2	104	65	60	15	5	24	78	2	0
Minor League Totals			10-15	4.78	57	40	0	0	0	220.1	234	131	117	27	11	50	219	7	0

* Led Team + Led League

**LYNCH, John (Jack)**

Height - 5'10 Bats - L Born - 4/17/2001 at Dallas, TX
 Weight - 188 Throws - L Resides - Dallas, TX

SCHOOL - Xavier University (OH)

HOW OBTAINED - Cardinals 18th round selection (547th overall) in the 2022 MLB Draft

CAREER NOTES - COLLEGE: 2022 Big East First Team going 9-0 with a 2.80 ERA over 64.1 innings with 77 strikeouts. 2020 Collegiate Baseball Freshman All-American. Big East Pitcher of the Week (3/9/2020). PREP: 2019 WWBA World Championship All-Tournament Elite Pitcher and Grad National Championship All-Tournament Team.

YR	CLUB	LG	W-L	ERA	G	GS	CG	SHO	SV	IP	H	R	ER	HR	HB	BB	SO	WP	BK
2023 WILL BE HIS FIRST PROFESSIONAL SEASON																			

LHP

MACK, Bernard

Height - 6'2 Bats - L Born - 10/24/2005 at Puerto Plata, Dominican Republic
 Weight - 169 Throws - L Resides - Puerto Plata, Dominican Republic

HOW OBTAINED - Signed by the Cardinals as an International free-agent on 1/15/2023

YR	CLUB	LG	W-L	ERA	G	GS	CG	SHO	SV	IP	H	R	ER	HR	HB	BB	SO	WP	BK
2023 WILL BE HIS FIRST PROFESSIONAL SEASON																			

LHP

MANZO, Edgar

Height - 5'10 Bats - R Born - 10/24/2000 at Guadalajara, Mexico
 Weight - 194 Throws - R Resides - Guadalajara, Mexico

HOW OBTAINED - Signed by the Cardinals as an International free-agent on 4/17/2019

CAREER NOTES - 2021: Won a team-high 6 games for Palm Beach (T6th-most among Cardinals minor league pitchers).

2019: Ranked 9th among Cardinals minor league pitchers with a 3.68 ERA.

YR	CLUB	LG	W-L	ERA	G	GS	CG	SHO	SV	IP	H	R	ER	HR	HB	BB	SO	WP	BK
19	DSL Cardinals Red DSL		2-4	3.68	12	*12	0	0	0	58.2	62	36	24	5	5	23	56	5	1
20	DID NOT PITCH -- NO MiLB SEASON																		
21	Palm Beach	Fla. St.	*6-5	4.91	25	6	0	0	1	66.0	62	40	36	5	3	30	65	8	4
22	Palm Beach	Fla. St.	2-0	4.26	14	0	0	0	2	25.1	29	12	12	4	0	11	19	3	1
	Peoria	Midwest	1-2	8.59	12	5	0	0	1	29.1	42	30	28	4	1	17	28	3	0
Minor League Totals			8-9	4.33	37	18	0	0	1	124.2	124	76	60	10	8	53	121	13	5

RHP

MARRERO, Andrew

Height - 5'9 Bats - R Born - 5/8/2000 at New Haven, CT
 Weight - 207 Throws - R Resides - New Haven, CT

SCHOOL - University of Connecticut

HOW OBTAINED - Cardinals 18th round selection (541st overall) in the 2021 MLB Draft

CAREER NOTES - 2023: Rated as having the "Best Slider" in the Cardinals organization entering the season by *Baseball America's* "Best Tools" survey. 2022: Cardinals Minor League Pitcher of the Month for August...ranked among Cardinals minor league leaders in ERA (1.27, 1st), saves (11, 2nd), opp. average (.144, 2nd), SO/9 (14.0, 3rd) and WHIP (1.08, 7th)...recorded the 4th-lowest single-season ERA in Palm Beach history. COLLEGE: Struck out 28 batters in 21.1 innings across 18 relief appearances for UConn in 2021...did not allow a run in 10 consecutive appearances, which covered 11.2 innings in 2021. PREP: Set a school record at Wilbur Cross High School with 242 career strikeouts...named GametimeCT/Register Area Most Valuable Player as a senior in 2019.

YR	CLUB	LG	W-L	ERA	G	GS	CG	SHO	SV	IP	H	R	ER	HR	HB	BB	SO	WP	BK
21	Palm Beach	Fla. St.	0-2	10.13	13	0	0	0	0	13.1	16	20	15	1	2	14	22	4	4
22	Palm Beach	Fla. St.	0-4	1.27	32	0	0	0	+11	35.1	17	13	5	1	4	21	55	7	0
Minor League Totals			0-6	3.70	45	0	0	0	11	48.2	33	33	20	2	6	35	77	11	4

RHP

* Led Team

+ Led League

MARTÍNEZ, Jose E.

RHP

Height - 6'0 Bats - R Born - 4/23/1999 at Caracas, Venezuela
Weight - 194 Throws - R Resides - Cúa, Venezuela

HOW OBTAINED - Acquired during the Triple-A Phase of the Rule 5 Draft from the Los Angeles Dodgers on 12/7/2022

CAREER NOTES - MISC: Originally signed as an International free-agent by the Los Angeles Dodgers on 7/2/2016.

YR	CLUB	LG	W-L	ERA	G	GS	CG	SHO	SV	IP	H	R	ER	HR	HB	BB	SO	WP	BK
17	DSL Dodgers 2	DSL	2-3	2.56	13	11	0	0	0	52.2	54	18	15	1	1	8	30	4	1
18	AZL Dodgers	AZL	3-2	3.06	10	2	0	0	1	32.1	27	11	11	1	1	7	41	0	0
	Ogden	Pioneer	0-0	2.25	1	0	0	0	0	4.0	4	2	1	0	0	0	3	1	0
19	Great Lakes	Midwest	8-2	3.34	22	12	0	0	4	99.2	85	43	37	9	2	27	86	6	1
	Rancho Cucamonga	Calif.	3-0	3.04	5	4	0	0	0	26.2	25	9	9	0	0	6	29	0	0
20	DID NOT PITCH -- NO MiLB SEASON																		
21	Great Lakes	Midwest	5-1	4.19	15	8	0	0	0	62.1	76	37	29	2	4	14	47	3	0
	Tulsa	Texas	1-4	7.44	9	7	0	0	0	32.2	58	39	27	7	3	12	22	2	0
22	Tulsa	Texas	3-2	4.81	27	5	0	0	0	58.0	57	32	31	5	5	29	40	5	0
	Oklahoma City	PCL	0-1	12.00	1	1	0	0	0	3.0	3	4	4	0	0	3	5	0	0
Minor League Totals			25-15	3.97	103	50	0	0	5	371.1	389	195	164	25	16	106	303	21	2

MARTÍNEZ, Miguel

RHP

Height - 6'1 Bats - R Born - 1/26/2003 at Porlamar, Venezuela
Weight - 147 Throws - R Resides - Porlamar, Venezuela

HOW OBTAINED - Signed by the Cardinals as an International free-agent on 7/2/2019

CAREER NOTES - 2022: Ranked among Cardinals minor league leaders in SO/9 (15.0, 1st).

YR	CLUB	LG	W-L	ERA	G	GS	CG	SHO	SV	IP	H	R	ER	HR	HB	BB	SO	WP	BK
20	DID NOT PITCH -- NO MiLB SEASON																		
21	DSL Cardinals Blue	DSL	2-1	6.00	20	0	0	0	2	24.0	23	18	16	0	6	15	28	11	2
22	DSL Cardinals	DSL	0-2	6.67	17	0	0	0	*3	27.0	30	21	20	2	4	16	45	9	0
Minor League Totals			2-3	6.35	37	0	0	0	5	51.0	53	39	36	2	10	31	73	20	2

MAUTZ, Brycen

LHP

Height - 6'4 Bats - L Born - 7/17/2001 at San Diego, CA
Weight - 204 Throws - L Resides - San Diego, CA

SCHOOL - University of San Diego

HOW OBTAINED - Cardinals 2nd round selection (59th overall) in the 2022 MLB Draft

CAREER NOTES - 2023: Rated as the No. 14 prospect in the Cardinals organization entering the season...participated in early workouts and seminars as part of the team's Spring Training Early Program (STEP Camp). COLLEGE: Compiled a 10-2 record with a 3.87 ERA his junior (2022) season...ranked 11th in NCAA Division I with 129 strikeouts...2022 First Team All-WAC and a Perfect Game 3rd Team All-American...West Coast Conference All-Academic First Team...struck out a career-high 15 batters vs. Dallas Baptist (3/5/22)...earned a win against Vanderbilt in the 2022 Corvallis Regional. PREP: Member of the Westview High School Baseball Team which won the 2019 CIF Championship. MISC: Selected by the Cardinals on his 21st birthday...played for Brock Ungricht former Cardinals Southern California scout (2017-18) now head coach at San Diego... both his parents were Division I athletes at the University of Wisconsin, as his father Alex competed in the shot put while his mother Jaime played volleyball.

PRONUNCIATION: mauw-tz.

YR	CLUB	LG	W-L	ERA	G	GS	CG	SHO	SV	IP	H	R	ER	HR	HB	BB	SO	WP	BK
2023 WILL BE HIS FIRST PROFESSIONAL SEASON																			

**McKEITHAN, Aaron**

Height - 6'0 **Bats** - R **Born** - 12/13/1999 at Asheville, NC
Weight - 226 **Throws** - R **Resides** - Arden, NC

SCHOOL - University of North Carolina-Charlotte

HOW OBTAINED - Cardinals 16th round selection (481st overall) in the 2021 MLB Draft

CAREER NOTES - CAREER: Has thrown out 12.8% (10 CS/78 SB ATT) of attempted base runners. **2023:** Participated in early workouts and seminars as part of the team's Spring Training Early Program (STEP Camp). **COLLEGE:** Named CUSA All-Conference Second Team in 2021...transferred from State College of Florida to UNC-Charlotte in 2021 and batted .278 with 12 doubles, 3 home runs and 24 RBI in 61 games for the 49ers...played at Tulane University in 2019 before transferring to State College of Florida. **PREP:** Led T.C. Roberson High School (N.C.) to the North Carolina 4A State Championship in 2017...also named the 2017 IMG Classic MVP. **MISC:** Grandfather, Jerry Sr., spent seven years in the Cardinals organization... brother, Joel, is the Hitting Coach for the Cincinnati Reds and other brother, Tim, is a Major League Assistant on the Pittsburgh Pirates coaching staff.

YR	CLUB	LG	AVG	G	AB	R	H	2B	3B	HR	RBI	SH	SF	HP	BB	SO	SB	CS	OBP	SLG	E
21	Palm Beach	Fla. St.	.154	22	65	9	10	2	0	0	4	0	1	4	6	17	0	0	.263	.185	0
22	Palm Beach	Fla. St.	.284	59	194	23	55	10	1	4	23	0	2	9	27	44	1	0	*.392	.407	1
	Peoria	Midwest	.253	25	75	6	19	3	0	1	7	0	0	1	7	16	0	1	.325	.333	1
Minor League Totals			.252	106	334	38	84	15	1	5	34	0	3	14	40	77	1	1	.353	.347	2

MEJIA, Jonathan

Height - 6'0 **Bats** - S **Born** - 4/12/2005 at La Romana, Dominican Republic
Weight - 201 **Throws** - R **Resides** - La Romana, Dominican Republic

HOW OBTAINED - Signed by the Cardinals as an International free-agent on 1/15/2022

CAREER NOTES - 2023: Rated as the No. 10 prospect in the Cardinals organization entering the season...was one of eight members of the fourth high school graduating class at the Cardinals Dominican Academy. **2022:** Ranked among Cardinals minor league leaders in on-base pct. (.418, 3rd) and OPS (.897, 8th).

YR	CLUB	LG	AVG	G	AB	R	H	2B	3B	HR	RBI	SH	SF	HP	BB	SO	SB	CS	OBP	SLG	E
22	DSL Cardinals	DSL	.267	45	165	33	*44	*14	3	5	*34	0	0	10	*33	48	3	2	.418	.479	18

MENDLINGER, Noah

Height - 5'8 **Bats** - L **Born** - 8/9/2000 at Atlanta, GA
Weight - 181 **Throws** - R **Resides** - Alpharetta, GA

SCHOOL - Georgia College & State University

HOW OBTAINED - Signed by the Cardinals as a non-drafted minor league free-agent on 7/22/2021

CAREER NOTES - 2023: Participated in early workouts and seminars as part of the team's Spring Training Early Program (STEP Camp). **COLLEGE:** Hit .331 with 10 doubles, 2 home runs and 38 RBI in 37 games and appeared in seven games as a pitcher for Georgia College in 2021.

YR	CLUB	LG	AVG	G	AB	R	H	2B	3B	HR	RBI	SH	SF	HP	BB	SO	SB	CS	OBP	SLG	E
21	Palm Beach	Fla. St.	.275	29	80	12	22	5	1	0	5	0	0	2	18	14	0	2	.420	.363	4
22	Peoria	Midwest	.246	72	224	38	55	9	1	2	18	5	3	11	41	42	8	3	.384	.321	12
Minor League Totals			.252	106	334	38	84	15	1	5	34	0	3	14	40	77	1	1	.353	.347	2

MENDOZA, Ramon

Height - 5'11 **Bats** - R **Born** - 8/31/2000 at Tijuana, Mexico
Weight - 206 **Throws** - R **Resides** - Tijuana, Mexico

HOW OBTAINED - Signed by the Cardinals as an International free-agent on 5/26/18

CAREER NOTES - 2018: Ranked among Cardinals minor leaguers in triples (5, T8th)...reached base safely in 26 straight games (6/21-7/31) with a .496 OBP...collected a career-high 5 RBI at DSL Yankees on August 20.

YR	CLUB	LG	AVG	G	AB	R	H	2B	3B	HR	RBI	SH	SF	HP	BB	SO	SB	CS	OBP	SLG	E
18	DSL Cardinals Blue	DSL	.311	41	151	29	47	9	5	3	33	0	0	6	22	29	0	1	.419	.497	5
19	GCL Cardinals	GCL	.284	33	102	19	29	9	0	1	9	2	1	4	14	27	0	4	.388	.402	5
20	DID NOT PLAY -- NO MILB SEASON																				
21	FCL Cardinals	FCL	.271	24	70	15	19	5	1	0	6	0	1	2	11	16	1	1	.381	.371	4
	Palm Beach	Fla. St.	.077	12	26	2	2	1	0	0	1	0	0	1	4	6	0	0	.226	.115	2
22	Palm Beach	Fla. St.	.139	22	72	12	10	2	1	1	5	1	0	3	15	17	2	1	.311	.236	2
	Peoria	Midwest	.234	25	64	12	15	3	0	0	3	1	0	1	6	10	0	1	.310	.281	5
Minor League Totals			.247	187	596	99	147	33	9	6	71	11	3	18	88	154	6	8	.359	.362	23

* Led Team

+ Led League

MENES, Ruben

RHP

Height - 6'1 **Bats** - R **Born** - 4/17/2002 at Matanzas, Cuba
Weight - 190 **Throws** - R **Resides** - Dominican Republic
HOW OBTAINED - Signed by the Cardinals as an International free-agent on 1/15/2023

YR	CLUB	LG	W-L	ERA	G	GS	CG	SHO	SV	IP	H	R	ER	HR	HB	BB	SO	WP	BK
2023 WILL BE HIS FIRST PROFESSIONAL SEASON																			

MILLS, Zane

RHP

Height - 6'4 **Bats** - R **Born** - 7/4/2000 at Portland, OR
Weight - 224 **Throws** - R **Resides** - Pullman, WA
SCHOOL - Washington State University
HOW OBTAINED - Cardinals 4th round selection (120th overall) in the 2021 MLB Draft

CAREER NOTES - **2023**: Rated as the No. 27 prospect in the Cardinals organization entering the season...participated in early workouts and seminars as part of the team's Spring Training Early Program (STEP Camp). **2022**: Ranked among Cardinals minor league leaders in games started (26, T2nd) and innings pitched (144.0, 3rd)...rated as the No. 26 prospect in the Cardinals organization entering the season. **COLLEGE**: Named All-Pac 12 Pitcher of the Week twice in 2021...posted three double-digit strikeout games among 13 starts in 2021...matched the Washington State modern-day record in 2021 with 13 strikeouts in a win at Dixie State...named Pac-12 Breakout Pitcher as a sophomore in 2020. **PREP**: Also played football at Lincoln HS in Portland, Ore., earning First Team All-Portland Interscholastic League honors as a tight end...named First Team All-State and PIL Pitcher of the Year as a senior.

YR	CLUB	LG	W-L	ERA	G	GS	CG	SHO	SV	IP	H	R	ER	HR	HB	BB	SO	WP	BK
21	FCL Cardinals	FCL	0-0	1.17	7	0	0	0	0	7.2	4	1	1	0	2	0	9	0	0
22	Palm Beach	Fla. St.	1-2	3.48	7	7	0	0	0	41.1	44	17	16	3	2	7	35	2	0
	Peoria	Midwest	4-6	4.03	19	19	0	0	0	102.2	112	57	46	10	4	28	69	2	0
Minor League Totals			5-8	3.74	33	26	0	0	0	151.2	160	75	63	13	8	35	113	4	0

MOORE, Brody

INF

Height - 6'0 **Bats** - R **Born** - 7/20/2000 at Birmingham, AL
Weight - 183 **Throws** - R **Resides** - Oneonta, AL
SCHOOL - Auburn University
HOW OBTAINED - Cardinals 17th round selection (517th overall) in the 2022 MLB Draft

CAREER NOTES - **COLLEGE**: Posted career marks of .299, 7 HR, 83 RBI, 12 SB over 143 career games at Auburn...named 2022 Auburn Regional Most Valuable Player...played six different positions his sophomore year (1B, 2B, 3B, SS, LF, RF) and did not commit an error in 50 chances. **PREP**: 2018 ASWA 4A Pitcher of the Year and First Team All-State at Oneonta (Ala.) High School where he played for his father, Brandon Moore...two-sport athlete in high school scoring 1,000 points as a member of the basketball team. **MISC**: His father, Brandon, was a member of the 1994 Auburn College World Series team and played four seasons for the Tigers...Brandon was also drafted in the 17th round by the Chicago White Sox, and played 754 games over seven years as high as Triple-A Charlotte, then served 14 years as a minor league hitting instructor.

YR	CLUB	LG	AVG	G	AB	R	H	2B	3B	HR	RBI	SH	SF	HP	BB	SO	SB	CS	OBP	SLG	E
22	Palm Beach	Fla. St.	.252	32	111	12	28	4	0	0	13	0	4	0	14	28	3	0	.326	.288	4

MOQUETE, Darlin

2B/OF

Height - 5'9 **Bats** - R **Born** - 9/19/1999 at Bani, Dominican Republic
Weight - 188 **Throws** - R **Resides** - Bani, Dominican Republic
HOW OBTAINED - Signed by the Cardinals as an International free-agent on 5/21/2018

CAREER NOTES - **2022**: Was one of seven members of the third high school graduating class at the Cardinals Dominican Academy. **2019**: Led all Cardinals minor leaguers in batting (.390) and ranked 3rd in stolen bases (23)...ran off a 17-game hitting streak (.478, 25-65), 5th-longest in the DSL...hit two home runs in the final game of the season at DSL Rockies on August 23. **2018**: Ranked 5th among Cardinals minor leaguers with 19 stolen bases...finished the season on an 11-game hit streak (.814-25)...was 3-for-8 with a double and three runs scored in the DSL playoffs.

YR	CLUB	LG	AVG	G	AB	R	H	2B	3B	HR	RBI	SH	SF	HP	BB	SO	SB	CS	OBP	SLG	E
18	DSL Cardinals Blue	DSL	.275	56	204	*53	56	8	3	1	19	2	1	3	19	38*	21	5	.344	.358	7
19	DSL Cardinals Blue	DSL	.390	43	154	*43	*60	5	4	5	33	0	4	6	17	16*	23	4	.459	.571	1
20	DID NOT PLAY -- NO MiLB SEASON																				
21	FCL Cardinals	FCL	.329	24	73	12	24	4	0	0	10	0	0	2	9	20	1	1	.417	.384	0
22	Palm Beach	Fla. St.	.223	65	220	31	49	7	0	*8	28	0	4	3	18	56	5	5	.286	.364	5
Minor League Totals			.290	188	651	139	189	24	7	14	90	2	9	14	63	130	50	15	.361	.413	13

* Led Team + Led League

**MORENO, Jose****Height** - 6'1 **Bats** - R **Born** - 8/20/2000 at Atagracia de Orituco, Venezuela**Weight** - 222 **Throws** - R **Resides** - Altagracia de Orituco, Venezuela**HOW OBTAINED** - Signed by the Cardinals as an International free-agent on 2/3/2017**CAREER NOTES - 2022:** Ranked among Cardinals minor league leaders in ERA (2.65, 5th)...pitched 3.0 innings of Palm Beach's combined no-hitter at Clearwater on June 15. **2021:** Ranked among Cardinals minor league leaders in strikeouts (102, 9th). **2018:** Struck out a career-high 11 batters over 7.0 innings vs. DSL Rangers on August 20.

YR	CLUB	LG	W-L	ERA	G	GS	CG	SHO	SV	IP	H	R	ER	HR	HB	BB	SO	WP	BK
17	DSL Cardinals	DSL	1-3	3.18	12	11	0	0	0	51.0	7	20	18	2	3	14	32	4	0
18	DSL Cardinals Red	DSL	3-5	4.30	14	*14	0	0	0	*67.0	68	42	32	4	1	27	59	7	2
19	Johnson City	Appy	3-5	8.33	13	*13	0	0	0	54.0	93	60	50	8	1	29	41	4	2
20	DID NOT PITCH -- NO MiLB SEASON																		
21	Palm Beach	Fla. St.	1-5	5.53	23	16	0	0	0	*81.1	83	56	50	5	9	56	102	10	0
22	Palm Beach	Fla. St.	1-2	2.65	22	4	0	0	1	54.1	48	21	16	0	6	38	59	5	0
Minor League Totals			9-20	4.86	84	58	0	0	1	307.2	339	199	166	19	20	164	293	30	4

RHP

NUÑEZ, Edwin**Height** - 6'4 **Bats** - R **Born** - 11/5/2001 at Nagua, Dominican Republic**Weight** - 213 **Throws** - R **Resides** - Nagua, Dominican Republic**HOW OBTAINED** - Signed by the Cardinals as an International free-agent on 6/26/2020**CAREER NOTES - 2022:** Rated as the No. 18 prospect and having the "Best Fastball" in the Cardinals organization entering the season by Baseball America's "Best Tools" survey. **2021:** Entered the season rated as the No. 12 prospect in the Cardinals organization by *Baseball America*.

YR	CLUB	LG	W-L	ERA	G	GS	CG	SHO	SV	IP	H	R	ER	HR	HB	BB	SO	WP	BK
21	Palm Beach	Fla. St.	3-3	10.90	32	2	0	0	0	53.2	64	72	65	7	17	56	59	35	4
22	Palm Beach	Fla. St.	1-1	12.15	5	0	0	0	0	6.2	8	9	9	1	1	11	7	5	1
	FCL Cardinals	FCL	0-1	4.05	+22	0	0	0	2	26.2	20	16	12	1	5	15	23	8	1
Minor League Totals			4-5	8.90	59	2	0	0	2	87.0	92	97	86	9	23	82	89	48	6

RHP

OLIVER, Ronny**Height** - 6'3 **Bats** - R **Born** - 1/1/2004 at Higüey, Dominican Republic**Weight** - 170 **Throws** - R **Resides** - Higüey, Dominican Republic**HOW OBTAINED** - Signed by the Cardinals as an International free-agent on 6/12/2021

YR	CLUB	LG	W-L	ERA	G	GS	CG	SHO	SV	IP	H	R	ER	HR	HB	BB	SO	WP	BK
21	DSL Cardinals Blue	DSL	1-3	6.40	13	9	0	0	0	32.1	33	25	23	2	6	27	36	6	3
22	DSL Cardinals	DSL	3-1	6.27	11	7	0	0	0	33.0	35	24	23	4	5	18	30	4	3
Minor League Totals			4-4	6.34	24	16	0	0	0	65.1	68	49	46	6	11	45	66	10	6

RHP

ORTEGA, Wilmer**Height** - 6'2 **Bats** - R **Born** - 4/4/2001 at San Felipe, Venezuela**Weight** - 193 **Throws** - R **Resides** - San Felipe, Venezuela**HOW OBTAINED** - Signed by the Cardinals as an International free-agent on 04/18/2019**CAREER NOTES - 2022:** Ranked among Cardinals minor league leaders in SO/BB ratio (4.22, 5th).

YR	CLUB	LG	W-L	ERA	G	GS	CG	SHO	SV	IP	H	R	ER	HR	HB	BB	SO	WP	BK
19	DSL Cardinals Blue	DSL	*5-0	2.77	12	*12	0	0	0	55.1	49	23	17	1	9	17	39	9	1
20	DID NOT PITCH -- NO MiLB SEASON																		
21	DSL Cardinals Blue	DSL	0-3	4.85	11	11	0	0	0	39.0	35	27	21	2	6	26	39	12	0
22	FCL Cardinals	FCL	0-2	3.18	14	7	0	0	1	34.0	31	13	12	3	5	9	38	4	0
Minor League Totals			5-5	3.51	37	30	0	0	1	128.1	115	63	50	6	20	52	116	25	1

RHP

* Led Team

+ Led League

PANIAGUA, Inohan

RHP

Height - 6'1 **Bats** - R **Born** - 2/6/2000 at Bonao, Dominican Republic
Weight - 179 **Throws** - R **Resides** - Bonao, Dominican Republic

HOW OBTAINED - Signed by the Cardinals as an International free-agent on 12/22/2017

CAREER NOTES - **2023:** Rated as the No. 16 prospect in the Cardinals organization entering the season...participated in early workouts and seminars as part of the team's Spring Training Early Program (STEP Camp)...was one of eight members of the fourth high school graduating class at the Cardinals Dominican Academy. **2022:** Cardinals Minor League Pitcher of the Month for June and July...Florida State League Pitcher of the Week (July 4-10)...ranked among Cardinals minor league leaders in strikeouts (145, 3rd), innings pitched (137.2, 5th), WHIP (1.05, 5th), games started (25, T5th), wins (8, 6th) and ERA (2.81, 7th)...ranked among Florida State League leaders in innings pitched (2nd) and strikeouts (5th)...struck out a career-high 14 batters over 7.0 innings, allowing just two hits at Tampa on June 10. **2018:** Allowed five runs over 3.2 innings, striking out five in his lone DSL playoffs start. **MISC:** Last name means "bread and water" in Spanish.

PRONUNCIATION: ee-NO-hahn pan-ee-AW-gwah

YR	CLUB	LG	W-L	ERA	G	GS	CG	SHO	SV	IP	H	R	ER	HR	HB	BB	SO	WP	BK
18	DSL Cardinals	BlueDSL	3-3	3.77	14	*14	0	0	0	57.1	53	29	24	3	7	16	51	3	0
19	GCL Cardinals	GCL	2-5	5.98	11	*9	0	0	0	49.2	59	40	33	3	6	16	47	8	0
	State College	NY-Penn	0-0	10.13	2	2	0	0	0	5.1	7	6	6	0	0	6	1	1	0
20	DID NOT PITCH -- NO MiLB SEASON																		
21	Palm Beach	Fla. St.	4-1	3.88	16	5	0	0	*2	46.1	37	24	20	3	7	19	62	7	3
22	Palm Beach	Fla. St.	6-4	2.18	17	17	0	0	0	99.0	72	33	24	4	14	23	107	4	2
	Peoria	Midwest	2-2	4.42	8	8	0	0	0	38.2	34	21	19	8	2	16	38	1	0
Minor League Totals			17-15	3.83	68	55	0	0	2	296.1	262	153	126	21	36	96	306	24	5

PAULINO, Brailyn

RHP

Height - 6'0 **Bats** - R **Born** - 4/26/2006 at Santiago de los Caballeros, Dominican Republic
Weight - 185 **Throws** - R **Resides** - Santiago de los Caballeros, Dominican Republic

HOW OBTAINED - Signed by the Cardinals as an International free-agent on 2/10/2023

YR	CLUB	LG	W-L	ERA	G	GS	CG	SHO	SV	IP	H	R	ER	HR	HB	BB	SO	WP	BK
2023 WILL BE HIS FIRST PROFESSIONAL SEASON																			

PENA, Yordalin

OF

Height - 6'3 **Bats** - R **Born** - 9/17/2004 at Santo Domingo, Dominican Republic
Weight - 192 **Throws** - R **Resides** - Santo Domingo, Dominican Republic

HOW OBTAINED - Signed by the Cardinals as an International free-agent on 1/15/2022

CAREER NOTES - **2022:** Ranked among the Cardinals minor league leaders in triple (4, T5th).

YR	CLUB	LG	AVG	G	AB	R	H	2B	3B	HR	RBI	SH	SF	HP	BB	SO	SB	CS	OBP	SLG	E
22	DSL Cardinals	DSL	.258	*46	*167	25	43	8	*4	3	25	0	2	5	10	39	8	0	.315	.407	2

**PEREIRA, Wilfredo****RHP****Height** - 5'11 **Bats** - R **Born** - 4/26/1999 at Puerto Armuelles, Panama**Weight** - 247 **Throws** - R **Resides** - Puerto Armuelles, Panama**HOW OBTAINED** - Signed by the Cardinals as an International free-agent on 3/19/2016

CAREER NOTES - 2023: Participated in early workouts and seminars as part of the team's Spring Training Early Program (STEP Camp). **2022:** Ranked among Cardinals minor league leaders in strikeouts (129, 6th), SO/BB ratio (4.16, 6th), WHIP (1.11, 8th) and wins (6, T10th)...ranked among Midwest League leaders in WHIP (1.11, 2nd), opp. average (.227, T3rd), strikeouts (T4th), innings pitched (5th) and ERA (9th)...struck out a career-high 13 batter over 6.0 innings vs. Quad Cities on August 21. **2021:** Cardinals Minor League Pitcher of the Month for July...ranked among Cardinals minor league leaders in innings pitched (97.1, 7th) and strikeouts (115, 5th)...lead all High-A Central pitchers in ERA. **2019:** Ranked among Cardinals minor league leaders in WHIP (1.07, 8th).

YR	CLUB	LG	W-L	ERA	G	GS	CG	SHO	SV	IP	H	R	ER	HR	HB	BB	SO	WP	BK
16	DSL Cardinals	DSL	2-1	2.27	18	0	0	0	0	35.2	40	13	9	0	2	7	27	1	0
17	DSL Cardinals	DSL	1-7	3.16	12	10	0	0	0	51.1	51	21	18	1	2	20	38	1	1
18	DSL Cardinals Red	DSL	0-0	1.64	2	2	0	0	0	11.0	10	5	2	0	1	1	11	0	0
	GCL Cardinals	GCL	3-4	5.53	11	7	0	0	0	42.1	53	*33	*26	4	1	17	27	*6	0
19	Johnson City	Appy	2-1	2.42	11	1	0	0	2	26.0	21	9	7	5	1	7	21	1	0
	Peoria	Midwest	1-0	2.45	7	0	0	0	0	25.2	21	7	7	0	0	6	28	3	1
20	DID NOT PITCH -- NO MiLB SEASON																		
21	Peoria	Midwest	3-8	+3.33	29	13	0	0	1	97.1	76	44	36	9	2	40	115	6	0
22	Peoria	Midwest	6-8	5.02	27	18	0	0	0	118.1	100	70	66	17	7	31	129	6	1
Minor League Totals			18-29	3.78	117	51	0	0	3	407.2	372	202	171	36	16	129	396	24	3

PEREZ, Kener**RHP****Height** - 6'2 **Bats** - R **Born** - 10/03/2004 at Toluvejo, Colombia**Weight** - 179 **Throws** - R **Resides** - Sincelejo, Colombia**HOW OBTAINED** - Signed by the Cardinals as an International free-agent on 2/18/2023

YR	CLUB	LG	W-L	ERA	G	GS	CG	SHO	SV	IP	H	R	ER	HR	HB	BB	SO	WP	BK
2023 WILL BE HIS FIRST PROFESSIONAL SEASON																			

PEREZ, Marcelo**INF****Height** - 6'2 **Bats** - R **Born** - 1/7/2004 at Santo Domingo, Dominican Republic**Weight** - 195 **Throws** - R **Resides** - Santo Domingo Oeste, Dominican Republic**HOW OBTAINED** - Signed by the Cardinals as an International free-agent on 1/15/2021

CAREER NOTES - 2023: Was one of eight members of the fourth high school graduating class at the Cardinals Dominican Academy.

YR	CLUB	LG	AVG	G	AB	R	H	2B	3B	HR	RBI	SH	SF	HP	BB	SO	SB	CS	OBP	SLG	E
21	DSL Cardinals Red	DSL	.144	37	111	19	16	4	0	0	3	0	0	2	24	34	0	0	.307	.180	7
22	DSL Cardinals	DSL	.197	27	76	12	15	2	1	0	11	0	0	4	20	28	0	2	.390	.250	8
Minor League Totals			.166	64	187	31	31	6	1	0	14	0	0	6	44	62	0	2	.342	.209	15

* Led Team

+ Led League

PINDER, Chase

OF

Height - 5'10 Bats - R Born - 3/16/1996 at Poquoson, VA
 Weight - 188 Throws - R Resides - Suffolk, VA

SCHOOL - Clemson University

HOW OBTAINED - Cardinals 7th round selection (214th overall) in the 2017 MLB Draft

CAREER NOTES - **2023:** Participated in early workouts and seminars as part of the team's Spring Training Early Program (STEP Camp). **2022:** Cardinals Minor League co-Player of the Month for July...ranked among Cardinals minor league leaders in on-base pct. (.403, 5th), walks (58, 5th) and OPS (.869, 9th). **2019:** Participated in early workouts and seminars as part of the Cardinals Spring Training Early Program (STEP Camp). **2018:** Tied for 7th among Cardinals minor leaguers with 48 walks...ran off a 20-game on-base streak (7/1-23) with an on-base pct. of .456 during the stretch. **2017:** Ranked 8th in the Appalachian League in batting (.320) and 2nd in slugging...ranked 3rd among Cardinals minor leaguers in batting (.320) and 2nd in OPS (.880). **MISC:** Older brother, Chad, is an infielder in Cincinnati's organization...his father Chris, played college baseball at Florida State and Virginia Commonwealth.

YR	CLUB	LG	AVG	G	AB	R	H	2B	3B	HR	RBI	SH	SF	HP	BB	SO	SB	CS	OBP	SLG	E
17	Johnson City	Appy	.320	50	169	35	34	9	1	3	21	1	1	7	31	39	5	3	.442	.438	0
18	Palm Beach	FSL	.252	78	278	37	70	13	2	4	30	2	2	3	44	62	3	5	.358	.356	1
	Springfield	Texas	.267	11	30	2	8	0	0	0	1	0	0	0	4	7	0	0	.353	.267	0
19	Palm Beach	FSL	.202	73	242	31	49	7	0	4	21	*4	3	8	32	72	1	3	.312	.281	2
	Springfield	Texas	.160	14	50	4	8	0	0	0	1	1	0	0	5	19	0	0	.236	.160	2
20	DID NOT PLAY -- NO MiLB SEASON																				
21	Springfield	Texas	.226	18	53	10	12	1	0	2	4	0	0	1	9	13	0	0	.349	.358	0
	FCL Cardinals	FCL	.182	5	11	3	2	1	0	1	1	0	0	2	4	0	0	0	.471	.545	0
22	Springfield	Texas	.278	62	209	39	58	14	0	10	52	0	4	2	53	56	5	5	.422	.488	2
	Memphis	Intl.	.138	11	29	2	4	2	0	1	4	0	1	0	5	4	1	0	.257	.310	0
Minor League Totals			.247	322	1071	163	265	47	3	25	135	8	11	23	187	272	15	16	.368	.367	7

PINO, Luis

OF

Height - 5'11 Bats - R Born - 2/7/2004 at Matanzas, Cuba
 Weight - 194 Throws - R Resides - Matanzas, Cuba

HOW OBTAINED - Signed by the Cardinals as an International free-agent on 4/14/2021

CAREER NOTES - **2021:** Collected a career-high four hits at DSL Rockies on September 10.

YR	CLUB	LG	AVG	G	AB	R	H	2B	3B	HR	RBI	SH	SF	HP	BB	SO	SB	CS	OBP	SLG	E
21	DSL Cardinals Blue	DSL	.247	42	146	18	36	7	0	*6	19	0	1	10	17	52	1	2	.362	*.418	1
22	FCL Cardinals	FCL	.217	31	97	17	21	5	0	3	17	0	0	3	12	35	4	2	.321	.361	1
Minor League Totals			.235	73	243	35	57	12	0	9	36	0	1	13	29	87	5	4	.346	.395	2

POPE, Bryan

RHP

Height - 6'1 Bats - R Born - 1/27/1999 at Mission Viejo, CA
 Weight - 213 Throws - R Resides - Ladera Ranch, CA

SCHOOL - California Baptist University

HOW OBTAINED - Signed by the Cardinals as a non-drafted minor league free-agent on 7/22/2021

CAREER NOTES - COLLEGE: Named All-WAC Second Team in 2021 after he tied for second in the conference with 8 wins and ranked fifth with 75 strikeouts.

YR	CLUB	LG	W-L	ERA	G	GS	CG	SHO	SV	IP	H	R	ER	HR	HB	BB	SO	WP	BK
21	FCL Cardinals	FCL	0-0	1.04	7	0	0	0	0	8.2	11	4	1	1	0	1	9	0	0
22	Palm Beach	Fla. St.	3-4	3.96	26	7	0	0	4	61.1	76	34	27	6	6	15	51	2	0
Minor League Totals			3-4	3.60	33	7	0	0	4	70.0	87	38	28	7	6	16	60	2	0

**PRATER, Levi**

Height - 6'0 Bats - S Born - 6/20/1999 at Ada, OK
 Weight - 184 Throws - L Resides - Ada, OK

SCHOOL - University of Oklahoma

HOW OBTAINED - Cardinals 3rd round selection (93rd overall) in the 2020 MLB Draft

CAREER NOTES - 2021: Ranked among Cardinals minor league leaders in SO/9 (13.7, 2nd) and strikeouts (104, 7th)... finished 4th in strikeouts among Low-A Southeast pitchers...entered the season rated as the No. 26 prospect in the Cardinals organization by *Baseball America*. COLLEGE: Over 53 career college appearances posted an 11-8 record with a 3.56 ERA and 194 strikeouts over 154.1 innings pitched. PREP: Led Byng (Okla.) High School to its 2017 4A State Championship while winning Oklahoma 4A Conference Player of the Year award his senior season. MISC: Lost three fingers on his right (non-throwing) hand in a lawnmower accident as a child.

YR	CLUB	LG	W-L	ERA	G	GS	CG	SHO	SV	IP	H	R	ER	HR	HB	BB	SO	WP	BK
21	Palm Beach	Fla. St.	1-9	6.72	24	16	0	0	0	68.1	63	60	51	13	9	68	*104	9	1
22	Peoria	Midwest	0-2	6.21	30	0	0	0	1	42.0	34	31	29	7	13	44	44	6	1
Minor League Totals			1-11	6.53	54	16	0	0	1	110.1	97	91	80	20	22	112	148	15	2

LHP

RAJCIC, Max

Height - 6'0 Bats - R Born - 8/3/2001 at Orange, CA
 Weight - 228 Throws - R Resides - Fullerton, CA

SCHOOL - University of California-Los Angeles

HOW OBTAINED - Cardinals 6th round selection (187th overall) in the 2022 MLB Draft

CAREER NOTES - 2023: Rated as the No. 21 prospect in the Cardinals organization entering the season. COLLEGE: Two-time All-Pac 12 Conference Selection...converted from the Bruins closer to starter over one season and became the Friday Night starter...was opposing starter of Cardinals 1st round pick Cooper Hjerpe's two losses in 2022...struck out a career-high 14 over 8.0 innings vs. Washington State...career marks of 10-6, 2.83 ERA, seven saves and 128 strikeouts over 117.2 innings...2021 First Team Freshman All-American by D1Baseball.com and Collegiate Baseball as the team's closer in 2021 with a 2-1 record, 1.65 ERA and seven saves, tying the Bruins' freshman record...played for the Orleans Firebirds in the 2021 Cape Cod League. PREP: Was on the USA Baseball 18U Team for the 2019 U18 World Cup helping Team USA to a silver medal in South Korea...2019 Perfect Game All-American...Started the 2019 High School All-Star Game at Progressive Field in Cleveland...Played in the Under Armour All-American Classic at Wrigley Field...Orange County Register Pitcher of the Year.

PRONUNCIATION: like "magic"

YR	CLUB	LG	W-L	ERA	G	GS	CG	SHO	SV	IP	H	R	ER	HR	HB	BB	SO	WP	BK
2023 WILL BE HIS FIRST PROFESSIONAL SEASON																			

RHP

RALSTON, Jack

Height - 6'6 Bats - R Born - 8/13/1997 at Panorama City, CA
 Weight - 240 Throws - R Resides - Valencia, CA

SCHOOL - University of California-Los Angeles

HOW OBTAINED - Cardinals 7th round selection (215th overall) in the 2019 MLB Draft

CAREER NOTES - 2022: Ranked among Cardinals minor league leaders in opp. average (.122, 1st) and SO/9 (12.7, 7th). 2021: Ranked among Cardinals minor league leaders in opp. average (.171, 3rd), SO/9 (13.6, 3rd) and strikeouts (101, 10th). 2019: Ranked T9th among Cardinals minor league pitchers with five saves. COLLEGE: Dick Howser Trophy Semi-finalist in 2019...All-Pac 12 Pitching Honors...was the first Bruins 10-game winner since 2015...pitched out of the bullpen for the 2018 Cape Cod League Champion Wareham Gatemen...was 11-1 with a 2.55 ERA over 95.1 innings striking out 107 batters...won his first 11 games in 2019 before a loss to Loyola Marymount in the Los Angeles NCAA Regional.

YR	CLUB	LG	W-L	ERA	G	GS	CG	SHO	SV	IP	H	R	ER	HR	HB	BB	SO	WP	BK
19	State College	NY-Penn	1-0	1.07	17	0	0	0	*5	25.1	12	4	3	0	0	7	26	1	3
20	DID NOT PITCH -- NO MiLB SEASON																		
21	Peoria	Midwest	2-5	3.49	28	11	0	0	2	67.0	41	28	26	4	1	36	101	9	0
22	FCL Cardinals	FCL	0-0	0.00	2	1	0	0	0	2.0	0	0	0	0	1	1	2	2	0
	Palm Beach	Fla. St.	1-1	5.40	9	0	0	0	0	11.2	8	7	7	1	0	13	11	5	0
	Peoria	Midwest	1-0	3.38	11	0	0	0	0	13.1	3	6	5	1	0	10	25	1	0
Minor League Totals			5-6	3.09	67	12	0	0	7	119.1	64	45	41	6	2	67	165	18	3

RHP

* Led Team

+ Led League

RAMIREZ, Keiverson

RHP

Height - 6'0 Bats - S Born - 4/5/2006 at Valencia, Venezuela

Weight - 143 Throws - R Resides - Valencia, Venezuela

HOW OBTAINED - Signed by the Cardinals as an International free-agent on 1/15/2023

YR	CLUB	LG	W-L	ERA	G	GS	CG	SHO	SV	IP	H	R	ER	HR	HB	BB	SO	WP	BK
2023 WILL BE HIS FIRST PROFESSIONAL SEASON																			

RAMOS, Jeremy

OF

Height - 6'3 Bats - R Born - 4/4/2003 at Moca, Dominican Republic

Weight - 202 Throws - R Resides - Moca, Dominican Republic

HOW OBTAINED - Signed by the Cardinals as an International free-agent on 7/2/2019

CAREER NOTES - 2022: Was one of seven members of the third high school graduating class at the Cardinals Dominican Academy. 2021: Ranked among Cardinals minor league leaders in stolen bases (13, T7th).

YR	CLUB	LG	AVG	G	AB	R	H	2B	3B	HR	RBI	SH	SF	HP	BB	SO	SB	CS	OBP	SLG	E
20	DID NOT PLAY -- NO MiLB SEASON																				
21	DSL Cardinals Red	DSL	.310	37	116	25	36	*10	2	2	25	0	0	3	12	39	*13	2	.389	.483	6
22	FCL Cardinals	FCL	.167	29	78	7	13	2	1	0	3	0	0	1	1	31	4	0	.188	.218	0
Minor League Totals			.253	66	194	32	49	12	3	2	28	0	0	4	13	70	17	2	.313	.376	6

RAMOS, Yaisel

OF

Height - 6'4 Bats - R Born - 2/20/2003 at Havana, Cuba

Weight - 176 Throws - R Resides - Haiti

HOW OBTAINED - Signed by the Cardinals as an International free-agent on 1/15/2022

CAREER NOTES - 2022: Ranked among Cardinals minor league leaders in on-base pct. (.407, 4th).

YR	CLUB	LG	AVG	G	AB	R	H	2B	3B	HR	RBI	SH	SF	HP	BB	SO	SB	CS	OBP	SLG	E
22	DSL Cardinals	DSL	.252	40	119	20	30	4	2	1	10	0	3	5	28	42	8	2	.407	.345	3

REDMOND, Chandler

1B

Height - 6'1 Bats - L Born - 1/9/1997 at Middletown, MD

Weight - 221 Throws - R Resides - Cayce, SC

SCHOOL - Gardner-Webb University (NC)

HOW OBTAINED - Cardinals 32nd round selection (965th overall) in the 2019 MLB Draft

CAREER NOTES - 2023: Participated in early workouts and seminars as part of the team's Spring Training Early Program (STEP Camp). 2022: Hit for the "home run cycle" as part of a historic 5-for-6, 4 HR, 11 RBI franchise record-setting performance (HR & RBI) at Amarillo on August 10, becoming the second known player in the history of professional baseball to accomplish the feat (joining Cardinals Double-A Arkansas farmhand Tyrone Home on July 27, 1998 at San Antonio)...invited to view the bat used to hit for the home run cycle on display at the National Baseball Hall of Fame & Museum in the offseason...Texas League Player of the Week (May 9-15)...ranked among Cardinals minor league leaders in home runs (21, 2nd), RBI (79, 3rd) and slugging pct. (.480, 10th)...ranked among Texas League leaders in home runs (T7th), RBI (8th). 2021: High-A Central Player of the Week (May 24-30)...Ranked among Cardinals minor league leaders in slugging pct. (.474, 9th), doubles (20, T-10th), home runs (18, 5th), RBI (59, 9th) and walks (46, T-7th). 2019: Appeared in the Appalachian League Top 10 in home runs (12, T3rd), RBI (40, 7th), on-base pct. (.382, 7th), slugging (.552, 3rd), OPS (.935, 3rd) and total bases (100, T5th)...ranked 3rd among Cardinals minor league leaders in slugging (.552) and 3rd in OPS (.935)...batted .316 (6-19) with 3 HR and 6 RBI in the Appalachian League playoffs. COLLEGE: Named 2019 Big South Conference Player of the Year leading the league with 18 home runs, 59 RBI and a .660 slugging percentage...ranked T19th in NCAA Division I in home runs and T33rd in slugging percentage during the 2019 season...set the school record for single-season (18) and career (50) home runs...had three multi-home run games during the 2019 season and six total in his career.

YR	CLUB	LG	AVG	G	AB	R	H	2B	3B	HR	RBI	SH	SF	HP	BB	SO	SB	CS	OBP	SLG	E
19	Johnson City	Appy	.287	54	181	37	52	12	0	*12	*40	0	2	4	*25	55	4	2	.382	.552	3
20	DID NOT PLAY -- NO MiLB SEASON																				
21	Peoria	Midwest	.234	63	222	33	52	11	0	*13	34	0	1	5	35	88	3	1	.350	.459	5
	Springfield	Texas	.303	32	122	13	37	9	0	5	25	0	0	0	11	50	0	1	.361	.500	6
22	Springfield	Texas	.236	94	327	52	77	11	3	21	*79	0	3	1	39	111	0	1	.316	.480	4
Minor League Totals			.256	244	852	135	218	43	3	51	178	0	6	10	110	304	7	5	.346	.493	18

**REICHENBORN, Tyler**

OF

Height - 5'10 Bats - R Born - 7/23/1998 at St. Louis Park, MN

Weight - 174 Throws - R Resides - Coon Rapids, MN

SCHOOL - Tennessee Wesleyan University

HOW OBTAINED - Signed by the Cardinals as a non-drafted minor league free-agent on 7/16/2019

CAREER NOTES - 2022: Ranked among Cardinals minor league leaders in walks (58, T5th), stolen bases (21, T7th) and hits (107, 10th).

YR	CLUB	LG	AVG	G	AB	R	H	2B	3B	HR	RBI	SH	SF	HP	BB	SO	SB	CS	OBP	SLG	E
19	GCL Cardinals	GCL	.250	21	68	9	17	2	*3	3	8	0	3	3	10	15	1	5	.357	.500	0
	Palm Beach	FSL	.400	3	10	2	4	1	0	1	3	0	0	0	1	1	0	0	.455	.800	0
20	DID NOT PLAY -- NO MiLB SEASON																				
21	Peoria	Midwest	.207	81	276	30	57	19	2	6	29	0	*2	7	30	86	6	6	.298	.355	7
22	Palm Beach	Fla. St.	.267	41	150	14	40	3	1	0	15	1	2	6	21	29	1	4	.374	.300	2
	Peoria	Midwest	.250	78	268	39	67	8	1	8	35	8	2	5	37	69	20	6	.349	.377	1
Minor League Totals			.240	224	772	94	185	33	7	18	90	9	9	21	99	200	28	21	.339	.371	10

REYNOSO, Elias

SS

Height - 5'11 Bats - R Born - 11/25/2003 at Santo Domingo, Dominican Republic

Weight - 151 Throws - R Resides - Santo Domingo, Dominican Republic

HOW OBTAINED - Signed by the Cardinals as an International free-agent on 1/15/2021

YR	CLUB	LG	AVG	G	AB	R	H	2B	3B	HR	RBI	SH	SF	HP	BB	SO	SB	CS	OBP	SLG	E
21	DSL Cardinals Red	DSL	.155	40	129	30	20	6	1	0	7	0	1	2	*36	47	9	1	.345	.217	18
22	DSL Cardinals	DSL	.182	30	88	14	16	6	1	1	17	0	0	0	25	40	4	1	.363	.307	8
Minor League Totals			.166	70	217	44	36	12	2	1	24	0	1	2	61	87	13	2	.352	.254	26

RICHARD, Yordy

RHP

Height - 6'2 Bats - R Born - 8/27/2002 at Guayubin, Dominican Republic

Weight - 222 Throws - R Resides - Guayubin, Dominican Republic

HOW OBTAINED - Signed by the Cardinals as an International free-agent on 3/26/2019

CAREER NOTES - 2022: Was one of seven members of the third high school graduating class at the Cardinals Dominican Academy. 2021: Named FCL Pitcher of the Week (July 19-25).

YR	CLUB	LG	W-L	ERA	G	GS	CG	SHO	SV	IP	H	R	ER	HR	HB	BB	SO	WP	BK		
19	DSL Cardinals Blue	DSL	4-0	4.31	12	8	0	0	0	48.0	46	26	23	3	5	21	43	3	0		
20	DID NOT PITCH -- NO MiLB SEASON																				
21	FCL Cardinals	FCL	*3-6	4.27	12	*11	0	0	0	*46.1	*51	28	22	*6	*6	9	48	1	0		
	Palm Beach	Fla. St.	1-2	8.59	9	0	0	0	0	14.2	23	17	14	2	1	11	16	2	0		
22	FCL Cardinals	FCL	1-1	12.00	13	0	0	0	0	12.0	21	20	16	4	2	12	15	2	1		
Minor League Totals			9-9	5.58	46	19	0	0	0	121.0	141	91	75	15	14	53	122	8	1		

RINCÓN, Hancel

RHP

Height - 6'2 Bats - R Born - 4/28/2002 at Los Llanos, Dominican Republic

Weight - 174 Throws - R Resides - Los Llanos, Dominican Republic

HOW OBTAINED - Signed by the Cardinals as an International free-agent on 1/26/2019

CAREER NOTES - 2022: Florida State League Pitcher of the Month for September. 2021: Ranked among Cardinals minor league leaders in ERA (1.84, 3rd), opp. average (.188, 6th) and WHIP (1.06, 7th).

YR	CLUB	LG	W-L	ERA	G	GS	CG	SHO	SV	IP	H	R	ER	HR	HB	BB	SO	WP	BK		
19	DSL Cardinals Blue	DSL	0-0	0.00	1	0	0	0	0	3.0	1	0	0	0	0	0	3	1	0		
	DSL Cardinals Red	DSL	1-5	3.99	14	9	0	0	0	47.1	46	27	21	2	3	19	38	14	1		
20	DID NOT PITCH -- NO MiLB SEASON																				
21	DSL Cardinals Blue	DSL	0-2	*1.84	11	11	0	0	0	49.0	33	14	10	1	4	19	55	5	0		
22	FCL Cardinals	FCL	0-4	4.43	6	4	0	0	0	22.1	25	13	11	1	0	5	24	1	2		
	Palm Beach	Fla. St.	3-4	4.29	9	8	0	0	0	42.0	43	26	20	5	1	10	33	1	5		
Minor League Totals			4-15	3.41	41	32	0	0	0	163.2	148	80	62	8	8	53	153	22	6		

* Led Team

+ Led League

ROBERTS, Griffin

RHP

Height - 6'2 Bats - R Born - 6/13/1996 at Midlothian, VA
 Weight - 213 Throws - R Resides - Hartfield, VA

SCHOOL - Wake Forest University

HOW OBTAINED - Cardinals Competitive Balance Round A selection (43rd overall) in the 2018 MLB Draft

CAREER NOTES - 2021: Non-roster invitee to Major League Spring Training. 2020: Non-roster invitee to Major League Spring Training...entered the season rated as the No. 27 prospect in the Cardinals organization by *Baseball America*. 2019: Was suspended for 50 games to begin the season for violating MLB's banned substance policy...made four starts for Glendale in the Arizona Fall League...entered the season rated as the No. 18 prospect in the Cardinals organization by *Baseball America*. COLLEGE: Broke school record for SO/9 in a career (12.39) and single-season (13.50) in 2017...named 2nd Team All-ACC in 2018 and was a three-time ACC Pitcher of the Week...led the ACC with 130 strikeouts, ranking 9th in NCAA and second-highest mark in Demon Deacons history. MISC: Originally selected by the Minnesota Twins in the 29th round of the 2017 MLB Draft, but did not sign...graduated from James River HS (VA).

YR	CLUB	LG	W-L	ERA	G	GS	CG	SHO	SV	IP	H	R	ER	HR	HB	BB	SO	WP	BK
18	GCL Cardinals	GCL	0-1	6.23	7	2	0	0	1	8.2	6	7	6	0	2	4	11	1	0
	Palm Beach	Fla. St.	0-0	0.00	1	0	0	0	0	1.0	0	0	0	0	0	0	2	0	0
19	Palm Beach	Fla. St.	1-7	6.44	15	13	0	0	0	65.2	79	53	47	3	+17	35	36	3	0
20	DID NOT PITCH -- NO MiLB SEASON																		
21	Springfield	Texas	0-1	40.50	2	0	0	0	0	1.1	2	6	6	1	2	6	2	3	0
22	FCL Cardinals	FCL	0-0	0.00	2	0	0	0	0	2.0	2	0	0	0	0	1	4	0	0
	Palm Beach	Fla. St.	1-0	7.71	5	0	0	0	0	4.2	4	4	4	1	1	4	10	0	0
	Springfield	Texas	0-0	10.70	16	0	0	0	0	17.2	14	22	21	2	12	21	23	8	1
Minor League Totals			2-9	7.49	48	15	0	0	1	101.0	107	92	84	7	34	71	88	15	1

ROBINSON, Errol

INF

Height - 5'10 Bats - R Born - 10/01/1994 at Boyds, MD
 Weight - 173 Throws - R Resides - Boyds, MD

SCHOOL - University of Mississippi

HOW OBTAINED - Signed by the Cardinals as a minor league free-agent on 7/22/2022

CAREER NOTES - 2018: Rated as the No. 28 prospect and as the "Best Defensive Infielder" in the Dodgers organization entering the season by *Baseball America's* "Best Tools" survey...played for the Glendale Desert Dogs in the Arizona Fall League. MISC: Originally selected by the Los Angeles Dodgers in the 6th round of the 2016 MLB Draft...acquired by the Cincinnati Reds from the Dodgers during the Triple-A Phase of the Rule 5 Draft on 12/10/20.

YR	CLUB	LG	AVG	G	AB	R	H	2B	3B	HR	RBI	SH	SF	HP	BB	SO	SB	CS	OBP	SLG	E
16	Ogden	Pioneer	.282	55	220	40	62	17	1	2	26	2	2	2	17	42	18	2	.336	.396	18
17	Great Lakes	Midwest	.247	22	77	13	19	5	1	3	13	0	3	0	6	21	6	1	.291	.455	6
	Rancho Cucamonga	Calif.	.286	16	70	13	20	4	3	2	8	0	0	1	5	17	5	1	.342	.514	3
	Tulsa	Texas	.273	57	227	35	62	8	2	2	14	0	1	1	29	50	11	3	.357	.352	9
18	Tulsa	Texas	.247	117	433	53	107	14	1	10	50	0	2	3	37	104	18	9	.310	.353	21
19	Oklahoma City	PCL	.220	61	191	22	42	9	0	2	19	0	0	2	21	45	3	2	.304	.298	6
	Tulsa	Texas	.310	46	155	23	48	5	0	3	16	0	1	1	20	35	6	4	.390	.400	4
20	DID NOT PLAY -- NO MiLB SEASON																				
21	Louisville	Intl.	.177	36	102	13	18	4	1	1	7	0	0	0	17	33	2	1	.294	.265	5
	Chattanooga	Southern	.214	29	89	13	19	4	0	0	5	0	0	1	14	34	5	3	.327	.258	7
	Sioux City	American	.204	14	49	4	10	1	0	1	7	0	0	0	4	11	2	1	.264	.286	1
22	Sussex County	Frontier	.312	43	138	36	43	10	3	1	20	1	2	1	26	33	22	5	.419	.449	9
	Springfield	Texas	.269	39	119	21	32	4	0	1	12	0	0	1	25	42	12	3	.400	.328	7
Independent League Totals			.283	57	187	40	53	11	3	2	27	1	2	1	30	44	24	6	.382	.406	10
Minor League Totals			.255	478	1683	246	429	74	9	26	170	2	0	12	191	423	86	29	.334	.356	86

* Led Team + Led League

**RODRÍGUEZ, Dionys****RHP****Height** - 6'0 **Bats** - L **Born** - 9/3/2000 at Pedro Brand, Dominican Republic**Weight** - 212 **Throws** - R **Resides** - Pedro Brand, Dominican Republic**HOW OBTAINED** - Signed by the Cardinals as an International free-agent on 5/14/2018**CAREER NOTES - 2022:** Rated as the No. 21 prospect in the Cardinals organization entering the season...ranked among Cardinals minor league leaders in games started (25, T5th) and strikeouts (119, 7th)...ranked among Midwest League leaders in starts (1st), innings pitched (2nd), opp. average (.235, 7th), ERA (8th) and WHIP (1.34, 8th)... **2021:** Ranked among Cardinals minor league leaders in WHIP (1.06, 8th), opp. average (.201, 9th) and SO/BB ratio (4.00, 10th).

YR	CLUB	LG	W-L	ERA	G	GS	CG	SHO	SV	IP	H	R	ER	HR	HB	BB	SO	WP	BK	
18	DSL Cardinals Blue	DSL	0-0	13.50	3	0	0	0	0	1	3.1	4	6	5	0	0	7	4	1	0
	DSL Cardinals Red	DSL	4-0	6.43	16	0	0	0	1	21.0	17	18	15	1	5	25	22	5	0	
19	DSL Cardinals Blue	DSL	2-1	5.88	17	0	0	0	2	26.0	18	20	17	1	0	19	32	7	1	
20	DID NOT PITCH -- NO MiLB SEASON																			
21	Palm Beach	Fla. St.	4-5	*3.36	22	12	0	0	0	69.2	52	28	26	5	5	22	88	4	1	
22	Peoria	Midwest	3-11	4.59	27	+25	0	0	0	121.2	110	67	62	14	8	53	119	3	1	
Minor League Totals			13-17	4.66	85	37	0	0	4	241.2	201	139	125	21	18	126	265	20	3	

RODRÍGUEZ, Gustavo**RHP****Height** - 6'2 **Bats** - R **Born** - 1/8/2001 at Cumana, Venezuela**Weight** - 189 **Throws** - R **Resides** - Cumana, Venezuela**HOW OBTAINED** - Signed by the Cardinals as an International free-agent on 7/17/2018**CAREER NOTES - 2022:** Ranked among Cardinals minor league leaders in ERA (2.65, 6th), opp. average (.195, 7th) and WHIP (1.15, 10th)...pitched 1.0 inning of relief in Game 1 of the FSL Semifinals vs. St. Luice. **2019:** Ranked among Cardinals minor league leaders in ERA (2.04, 2nd) and SO/BB ratio (4.8, 2nd).

YR	CLUB	LG	W-L	ERA	G	GS	CG	SHO	SV	IP	H	R	ER	HR	HB	BB	SO	WP	BK	
18	DSL Cardinals Red	DSL	0-1	2.25	8	1	0	0	0	12.0	12	6	3	0	0	8	4	1	0	
19	DSL Cardinals Blue	DSL	4-1	2.04	12	*12	0	0	0	57.1	*51	22	13	1	5	11	53	4	1	
20	DID NOT PITCH -- NO MiLB SEASON																			
21	Palm Beach	Fla. St.	0-5	7.36	16	10	0	0	0	40.1	51	40	33	3	2	27	41	8	1	
	FCL Cardinals	FCL	1-1	6.75	5	1	0	0	0	8.0	12	6	6	1	1	3	11	3	0	
22	Palm Beach	Fla. St.	3-2	2.65	27	1	0	0	3	57.2	40	20	17	4	1	26	66	4	1	
Minor League Totals			8-10	3.70	68	25	0	0	3	175.1	166	94	72	9	9	75	175	20	3	

RODRÍGUEZ, Luis A.**C****Height** - 6'1 **Bats** - R **Born** - 10/7/2004 at Barquisimeto, Venezuela**Weight** - 222 **Throws** - R **Resides** - Barquisimeto, Venezuela**HOW OBTAINED** - Signed by the Cardinals as an International free-agent on 1/15/2022

YR	CLUB	LG	AVG	G	AB	R	H	2B	3B	HR	RBI	SH	SF	HP	BB	SO	SB	CS	OBP	SLG	E
22	DSL Cardinals	DSL	.301	26	93	16	28	4	0	4	19	0	1	1	6	25	0	1	.347	.473	3

RODRÍGUEZ, Luis C.**C****Height** - 5'11 **Bats** - R **Born** - 2/26/2000 at Punto Fijo, Venezuela**Weight** - 229 **Throws** - R **Resides** - Punto Fijo, Venezuela**HOW OBTAINED** - Signed by the Cardinals as an International free-agent on 7/2/2017**CAREER NOTES - 2023:** Participated in early workouts and seminars as part of the team's Spring Training Early Program (STEP Camp). **2018:** Ranked 3rd among Dominican Summer League catchers throwing out 50.7% (35 CS/69 SB ATT) of attempted base stealers...tallied 6 RBI in his first professional game, going 2-for-5 with a grand slam in his first career plate appearance at the DSL Twins on June 2.

YR	CLUB	LG	AVG	G	AB	R	H	2B	3B	HR	RBI	SH	SF	HP	BB	SO	SB	CS	OBP	SLG	E	
18	DSL Cardinals Blue	DSL	.188	37	133	13	25	4	0	1	12	0	3	3	12	36	2	1	.265	.241	9	
19	DSL Cardinals Blue	DSL	.265	43	151	21	40	6	1	1	24	0	1	4	11	33	1	3	.329	.338	5	
20	DID NOT PLAY -- NO MiLB SEASON																					
21	Palm Beach	Fla. St.	.154	9	26	1	4	2	0	0	1	0	0	0	3	11	0	0	.241	.231	9	
	FCL Cardinals	FCL	.347	22	49	7	17	2	0	0	11	0	0	0	8	18	0	1	.439	.388	1	
22	Palm Beach	Fla. St.	.225	20	71	4	16	3	0	1	5	0	0	0	2	24	0	0	.247	.310	1	
	Peoria	Midwest	.245	31	102	9	25	1	0	2	13	0	0	1	4	28	0	0	.280	.314	5	
Minor League Totals			.239	163	532	55	127	18	1	5	66	0	4	8	40	150	3	5	.300	.305	20	

* Led Team

+ Led League

ROJAS, Daniel

SS

Height - 5'10 Bats - R Born - 11/16/2005 at Bayaguana, Dominican Republic

Weight - 151 Throws - R Resides - Bayaguana, Dominican Republic

HOW OBTAINED - Signed by the Cardinals as an International free-agent on 1/15/2023

YR	CLUB	LG	AVG	G	AB	R	H	2B	3B	HR	RBI	SH	SF	HP	BB	SO	SB	CS	OBP	SLG	E
2023 WILL BE HIS FIRST PROFESSIONAL SEASON																					

ROJAS, Stiveen

LHP

Height - 6'0 Bats - L Born - 8/29/2006 at Moca, Dominican Republic

Weight - 137 Throws - L Resides - Moca, Dominican Republic

HOW OBTAINED - Signed by the Cardinals as an International free-agent on 1/15/2023

YR	CLUB	LG	AVG	G	AB	R	H	2B	3B	HR	RBI	SH	SF	HP	BB	SO	SB	CS	OBP	SLG	E
2023 WILL BE HIS FIRST PROFESSIONAL SEASON																					

ROMERI, Patrick

OF

Height - 6'2 Bats - R Born - 6/29/2001 at Sarasota, FL

Weight - 212 Throws - R Resides - Sarasota, FL

SCHOOL - IMG Academy (FL)

HOW OBTAINED - Cardinals 12th round selection (365th overall) in the 2019 MLB Draft

CAREER NOTES - 2022: Cardinals co-Minor League Player of the Month for July. 2020: Participated in early workouts and seminars as part of the Cardinals two-week Instructional Camp in January. 2019: Ranked T4th in the Gulf Coast League in home runs.

YR	CLUB	LG	AVG	G	AB	R	H	2B	3B	HR	RBI	SH	SF	HP	BB	SO	SB	CS	OBP	SLG	E
19	GCL Cardinals	GCL	.246	41	138	23	*34	6	*3	6	20	0	2	3	19	46	4	0	.346	.464	1
20	DID NOT PLAY -- NO MiLB SEASON																				
21	Palm Beach	Fla. St.	.236	79	276	36	65	17	0	7	30	0	0	4	42	*95	3	4	.345	.373	3
22	Palm Beach	Fla. St.	.325	24	77	16	25	6	1	5	15	0	0	0	8	20	3	2	.388	.623	0
	FCL Cardinals	FCL	.238	7	21	2	5	1	1	0	4	0	1	0	2	7	1	0	.292	.381	0
	Peoria	Midwest	.193	23	83	9	16	4	0	0	11	0	1	1	8	32	2	0	.269	.241	0
Minor League Totals			.244	174	595	86	145	34	5	18	80	0	4	8	79	200	13	6	.338	.408	4

ROQUEZ, Fernando

OF

Height - 6'2 Bats - L Born - 9/1/2005 at Santo Domingo, Dominican Republic

Weight - 177 Throws - R Resides - Santo Domingo, Dominican Republic

HOW OBTAINED - Signed by the Cardinals as an International free-agent on 1/15/2023

YR	CLUB	LG	AVG	G	AB	R	H	2B	3B	HR	RBI	SH	SF	HP	BB	SO	SB	CS	OBP	SLG	E
2023 WILL BE HIS FIRST PROFESSIONAL SEASON																					

ROTONDO, Chris

OF

Height - 6'0 Bats - R Born - 6/15/1999 at Bridgeport, CT

Weight - 191 Throws - R Resides - Redding, CT

SCHOOL - Villanova University (PA)

HOW OBTAINED - Cardinals 19th round selection (577th overall) in the 2022 MLB Draft

CAREER NOTES - COLLEGE: Played as a Graduate Student in 2022 earning First Team All-Big East and ABCA/Rawlings East All-Region Second Team honors..played in 177 consecutive games dating back to the 2018 season starting 165 straight games...tied for the school record with 15 career triples.

YR	CLUB	LG	AVG	G	AB	R	H	2B	3B	HR	RBI	SH	SF	HP	BB	SO	SB	CS	OBP	SLG	E
22	Palm Beach	Fla. St.	.312	24	77	17	24	4	0	1	7	0	1	2	7	28	3	0	.379	.403	1

**ROYCROFT, Chris**

Height - 6'7 Bats - R Born - 6/21/1997 at Elmhurst, IL
 Weight - 240 Throws - R Resides - Dundee, IL

SCHOOL - Aurora University (IL)

HOW OBTAINED - Signed by the Cardinals as a minor league free-agent on 6/23/2022

YR	CLUB	LG	W-L	ERA	G	GS	CG	SHO	SV	IP	H	R	ER	HR	HB	BB	SO	WP	BK
21	Joliet	Frontier	4-4	5.81	26	9	0	0	0	69.2	77	56	45	2	9	30	62	2	0
22	Joliet	Frontier	0-1	0.98	13	0	0	0	2	18.1	15	9	2	1	2	5	24	1	0
	Peoria	Midwest	2-2	4.50	19	0	0	0	1	32.0	42	20	16	2	1	16	40	2	0
Independent League Totals			4-5	4.81	39	9	0	0	2	88.0	92	65	47	3	11	35	86	3	0
Minor League Totals			2-2	4.50	19	0	0	0	1	32.0	42	20	16	2	1	16	40	2	0

RHP

RUIZ, Alfredo

Height - 5'10 Bats - L Born - 3/12/2000 at Chula Vista, CA
 Weight - 207 Throws - L Resides - Norwalk, CA

SCHOOL - California State University-Long Beach

HOW OBTAINED - Cardinals 6th round selection (181st overall) in the 2021 MLB Draft

CAREER NOTES - 2022: Ranked among Cardinals minor league leaders in SO/BB ratio (4.70, 4th)...pitched 3.0 perfect innings of relief with five strikeouts in Game 2 of the FSL Semifinals at St. Luice. COLLEGE: Named Second Team All-Big-West in 2021...went 5-1 with a 3.75 ERA in 2021, while allowing one home run in 57.1 innings...named NCBWA National Pitcher of the Week on Feb. 18, 2020, after striking out 10 batters in 7.0 scoreless innings against Cal...was a college teammate of OF LJ Jones IV, the Cardinals' fifth round draft pick in 2020.

YR	CLUB	LG	W-L	ERA	G	GS	CG	SHO	SV	IP	H	R	ER	HR	HB	BB	SO	WP	BK
21	FCL Cardinals	FCL	1-0	1.04	8	0	0	0	1	8.2	8	4	1	0	1	2	12	0	0
22	Palm Beach	Fla. St.	3-1	3.53	19	1	0	0	0	35.2	31	14	14	5	3	10	47	0	1
Minor League Totals			4-1	3.05	27	1	0	0	1	44.1	39	18	15	5	4	12	59	0	1

LHP

SALADIN, Darlin

Height - 6'0 Bats - R Born - 12/28/2002 at San Pedro de Macoris, Dominican Republic
 Weight - 181 Throws -R Resides - San Pedro de Macoris, Dominican Republic

HOW OBTAINED - Signed by the Cardinals as an International free-agent on 9/3/2019

CAREER NOTES - 2021: Ranked among Cardinals minor league leaders in wins (6, T6th).

YR	CLUB	LG	W-L	ERA	G	GS	CG	SHO	SV	IP	H	R	ER	HR	HB	BB	SO	WP	BK
20	DID NOT PITCH -- NO MiLB SEASON																		
21	DSL Cardinals Red	DSL	*6-1	4.03	*20	0	0	0	1	38.0	33	22	17	0	3	15	31	6	0
22	DSL Cardinals	DSL	1-4	3.59	12	*12	0	0	0	*47.2	50	29	19	0	26	26	*51	14	0
Minor League Totals			7-5	3.78	32	12	0	0	1	85.2	83	49	36	0	29	41	82	20	0

RHP

SALAS, Juan

Height - 6'0 Bats - R Born - 2/14/2003 at Monterrey, Mexico
 Weight - 179 Throws -R Resides - Cadereyta, Mexico

HOW OBTAINED - Signed by the Cardinals as an International free-agent on 7/2/2019

CAREER NOTES - 2022: Ranked among Cardinals minor league leaders in SO/BB ratio (6.00, 1st) and WHIP (0.95, 3rd).

YR	CLUB	LG	W-L	ERA	G	GS	CG	SHO	SV	IP	H	R	ER	HR	HB	BB	SO	WP	BK
20	DID NOT PITCH -- NO MiLB SEASON																		
21	DSL Cardinals Blue	DSL	0-2	2.89	12	5	0	0	0	18.2	14	7	6	1	1	3	17	1	0
22	DSL Cardinals	DSL	3-1	3.61	11	10	0	0	0	47.1	38	22	19	4	2	8	48	2	2
Minor League Totals			3-3	3.41	23	15	0	0	0	66.0	52	29	25	5	3	11	65	3	2

RHP

* Led Team

+ Led League

SÁNCHEZ, Ómar

LHP

Height - 5'9 Bats - R Born - 4/23/2002 at Caguas, Puerto Rico

Weight - 206 Throws - L Resides - Juncos, Puerto Rico

HOW OBTAINED - Signed by the Cardinals as an International free-agent on 6/17/2020

CAREER NOTES - 2021: FCL Post-Season All-Star (as relief pitcher)...7 saves were T2nd-most among Cardinals minor league pitchers and 4th-most in a single season for FCL Cardinals.

YR	CLUB	LG	W-L	ERA	G	GS	CG	SHO	SV	IP	H	R	ER	HR	HB	BB	SO	WP	BK
20	DID NOT PITCH -- NO MiLB SEASON																		
21	FCL Cardinals	FCL	*3-0	1.50	*17	0	0	0	+7	24.0	11	4	4	0	1	15	30	2	0
22	FCL Cardinals	FCL	1-1	1.50	15	0	0	0	0	18.0	14	5	3	0	0	14	18	1	1
	Palm Beach	Fla. St.	0-0	13.50	1	0	0	0	0	1.1	2	2	2	0	0	3	3	0	0
Minor League Totals			4-1	1.87	33	0	0	0	7	43.1	27	11	9	0	1	32	51	3	1

SAWYER, Logan

RHP

Height - 6'4 Bats - R Born - 12/29/1992 at Knoxville, TN

Weight - 231 Throws - R Resides - Knoxville, TN

SCHOOL - Lincoln Memorial University (TN)

HOW OBTAINED - Signed by the Cardinals as a minor league free-agent on 11/17/2022

CAREER NOTES - 2023: Participated in early workouts and seminars as part of the team's Spring Training Early Program (STEP Camp). 2022: Named Frontier League Relief Pitcher of the Year and a Frontier League All-Star...lead the Frontier League with 22 saves and ranked 3rd in opp. average (.111). 2021: Named a Frontier League Postseason All-Star...matched an Otters single-season record for saves (25). 2014: Northwest League Pitcher of the Week (July 21-27). MISC: Worked as a strength coach in Jupiter, Fla. following his release after the 2016 season...underwent Tommy John surgery in 2016...originally drafted by the Colorado Rockies in the 29th round of the 2014 MLB Draft.

YR	CLUB	LG	W-L	ERA	G	GS	CG	SHO	SV	IP	H	R	ER	HR	HB	BB	SO	WP	BK
14	Tri-City	Northwest	3-2	3.43	15	6	0	0	0	57.2	62	23	22	2	4	11	35	3	1
15	Asheville	SAL	5-2	5.79	14	4	0	0	0	46.2	58	37	30	3	2	25	33	2	0
	Boise	Northwest	4-4	4.11	11	10	0	0	0	61.1	61	33	28	2	7	22	41	3	0
16	Modesto	Calif.	1-1	8.03	9	0	0	0	0	12.1	20	12	11	0	0	7	6	2	0
	Asheville	SAL	0-0	10.61	8	0	0	0	0	9.1	15	12	11	2	0	4	6	2	0
	Grand Junction	Pioneer	0-0	3.00	3	0	0	0	1	3.0	3	1	1	0	0	0	4	0	0
17	DID NOT PITCH -- INJURY																		
18	DID NOT PITCH																		
19	Lancaster	Atlantic	2-1	5.66	41	0	0	0	0	41.1	46	27	26	3	3	29	31	3	0
20	DID NOT PITCH -- NO MiLB SEASON																		
21	Lancaster	Atlantic	0-1	2.70	10	0	0	0	0	10.0	10	3	3	0	0	3	10	0	0
	Evansville	Frontier	3-5	2.97	38	0	0	0	*25	36.1	36	22	12	3	0	6	48	3	0
22	Evansville	Frontier	2-1	0.00	30	0	0	0	+22	30.0	11	1	0	0	1	3	39	0	0
Independent League Totals			7-8	3.14	119	0	0	0	47	117.2	103	53	41	6	4	41	128	6	0
Minor League Totals			13-9	4.87	60	20	0	0	1	190.1	219	118	103	9	13	69	125	12	1

SCOTT II, Victor

OF

Height - 5'10 Bats - L Born - 2/12/2001 at Atlanta, GA

Weight - 183 Throws - L Resides - Powder Springs, GA

SCHOOL - University of West Virginia

HOW OBTAINED - Cardinals 5th round selection (157th overall) in the 2022 MLB Draft

CAREER NOTES - 2023: Participated in early workouts and seminars as part of the team's Spring Training Early Program (STEP Camp). 2022: Florida State League Player of the Week (August 22-28)...ranked among Cardinals minor league leaders in triples (4, T5th). COLLEGE: Three-time Academic All-Big 12 honoree...was 38-of-45 in stolen base attempts in 2022, ranking 6th in NCAA Division I, setting the West Virginia single-season record and a career total of 62, 2nd-most in school history (most since 1965)...had eight multiple stolen base games with a single-game high of four vs. Youngstown State (3/25/22) and Oklahoma State (4/16/22). PREP: Two-sport athlete at McEachern High School, as a three-time captain of the baseball team and also played basketball...Cobb County All-Star. MISC: Both his father, Victor, and mother, Mary, ran track at Morris Brown College and his father is in their Hall of Fame.

YR	CLUB	LG	AVG	G	AB	R	H	2B	3B	HR	RBI	SH	SF	HP	BB	SO	SB	CS	OBP	SLG	E
22	Palm Beach	Fla. St.	.222	31	108	20	24	4	*4	2	12	5	4	1	24	26	*13	3	.358	.389	0

**SEQUERA, Leonel**

Height - 6'1 Bats - R Born - 8/6/2005 at Puerto La Cruz, Venezuela
 Weight - 200 Throws - R Resides - Maturin, Venezuela

HOW OBTAINED - Signed by the Cardinals as an International free-agent on 1/15/2022

YR	CLUB	LG	W-L	ERA	G	GS	CG	SHO	SV	IP	H	R	ER	HR	HB	BB	SO	WP	BK
22	DSL Cardinals	DSL	0-4	3.47	11	11	0	0	0	36.1	35	19	14	1	4	11	42	2	1

RHP

SEVERINO, Juan

Height - 6'1 Bats - R Born - 6/6/2004 at San Pedro de Macoris, Dominican Republic
 Weight - 174 Throws - R Resides - San Pedro de Macoris, Dominican Republic

HOW OBTAINED - Signed by the Cardinals as an International free-agent on 6/12/2021

YR	CLUB	LG	W-L	ERA	G	GS	CG	SHO	SV	IP	H	R	ER	HR	HB	BB	SO	WP	BK
21	DSL Cardinals Red	DSL	2-2	6.11	16	1	0	0	0	17.2	25	19	12	1	4	17	17	8	0
22	DSL Cardinals	DSL	0-0	9.92	14	0	0	0	0	16.1	20	19	18	1	3	18	13	8	1
Minor League Totals			2-2	7.94	30	1	0	0	0	34.0	45	38	30	2	7	35	30	16	1

RHP

SHREVE, Ryan

Height - 6'5 Bats - R Born - 6/23/1998 at Santa Monica, CA
 Weight - 215 Throws - R Resides - Stockton, CA

SCHOOL - University of the Pacific (CA)

HOW OBTAINED - Acquired during the Triple-A Phase of the Rule 5 Draft from the Minnesota Twins on 12/7/2022

CAREER NOTES - 2022: Midwest League Pitcher of the Week (August 1-7)...pitched for the Glendale Desert Dogs in the Arizona Fall League. MISC: Originally selected by the Minnesota Twins in the 16th round of the 2019 MLB Draft.

YR	CLUB	LG	W-L	ERA	G	GS	CG	SHO	SV	IP	H	R	ER	HR	HB	BB	SO	WP	BK
19	Elizabethton	Appy	2-2	3.40	14	2	0	0	3	45.0	55	21	17	3	2	7	58	5	0
21	Fort Myers	Fla. St.	0-1	3.21	6	0	0	0	1	14.0	10	6	5	1	0	7	21	1	0
	Cedar Rapids	Midwest	4-3	3.63	22	1	0	0	2	34.2	21	17	14	1	0	16	49	3	0
	FCL Twins	FCL	1-0	9.00	1	0	0	0	0	1.0	2	2	1	0	0	3	0	0	0
22	Cedar Rapids	Midwest	1-3	3.08	28	2	0	0	1	38.0	29	21	13	2	1	15	39	3	0
Minor League Totals			8-9	3.39	71	5	0	0	7	132.2	117	67	50	7	3	45	170	12	0

RHP

SUÁREZ, José R.

Height - 6'2 Bats - R Born - 8/9/2004 at Peravia, Dominican Republic
 Weight - 209 Throws - R Resides - Peravia, Dominican Republic

HOW OBTAINED - Signed by the Cardinals as an International free-agent on 1/15/2021

CAREER NOTES - 2022: Ranked among Cardinals minor league leaders in triples (4, T5th) and slugging pct. (.497, 8th).

YR	CLUB	LG	AVG	G	AB	R	H	2B	3B	HR	RBI	SH	SF	HP	BB	SO	SB	CS	OBP	SLG	E
21	DSL Cardinals Blue	DSL	.295	31	88	10	26	3	1	1	9	0	1	1	17	31	0	1	.411	.386	4
22	DSL Cardinals	DSL	.248	39	141	30	35	9	*4	6	28	0	3	2	16	46	3	1	.327	*.497	1
Minor League Totals			.266	70	229	40	61	12	5	7	37	0	4	3	33	77	3	2	.361	.454	5

OF

SURIEL, Jose

Height - 6'3 Bats - R Born - 10/9/2004 at Gaspar Hernandez, Dominican Republic
 Weight - 258 Throws - R Resides - Gaspar Hernandez, Dominican Republic

HOW OBTAINED - Signed by the Cardinals as an International free-agent on 1/15/2022

YR	CLUB	LG	W-L	ERA	G	GS	CG	SHO	SV	IP	H	R	ER	HR	HB	BB	SO	WP	BK
22	DID NOT PITCH -- INJURY																		

RHP

TAVERAS, Bracewell

Height - 5'11 Bats - S Born - 6/5/2006 at Higuey, Dominican Republic
 Weight - 162 Throws - R Resides - Higuey, Dominican Republic

HOW OBTAINED - Signed by the Cardinals as an International free-agent on 1/15/2023

YR	CLUB	LG	W-L	ERA	G	GS	CG	SHO	SV	IP	H	R	ER	HR	HB	BB	SO	WP	BK
2023 WILL BE HIS FIRST PROFESSIONAL SEASON																			

SS

* Led Team

+ Led League

TAVERAS, Felix

OF

Height - 6'1 **Bats** - L **Born** - 3/8/2003 at Santo Domingo, Dominican Republic

Weight - 214 **Throws** - R **Resides** - San Pedro de Macoris, Dominican Republic

HOW OBTAINED - Signed by the Cardinals as an International free-agent on 7/2/2019

CAREER NOTES - 2022: Was one of seven members of the third high school graduating class at the Cardinals Dominican Academy. **2021:** Ranked among Cardinals minor league leaders in slugging pct. (.549, 2nd), OPS (.918, 3rd), batting average (.301, 6th) and triples (3, T9th).

YR	CLUB	LG	AVG	G	AB	R	H	2B	3B	HR	RBI	SH	SF	HP	BB	SO	SB	CS	OBP	SLG	E
21	DSL Cardinals Red	DSL	.301	39	133	23	*40	9	3	*6	*30	0	1	2	13	37	7	2	.369	*.549	2
22	FCL Cardinals	FCL	.196	21	56	4	11	3	2	0	6	0	0	1	7	28	2	0	.297	.321	1
Minor League Totals			.270	60	189	27	51	12	5	6	36	0	1	3	20	65	9	2	.347	.482	3

TAVERAS, Leonardo

RHP

Height - 6'5 **Bats** - R **Born** - 9/7/1998 at La Vega, Dominican Republic

Weight - 223 **Throws** - R **Resides** - La Vega, Dominican Republic

HOW OBTAINED - Signed by the Cardinals as an International free-agent on 9/12/2016

CAREER NOTES - 2022: Ranked among Cardinals minor league leaders in SO/9 (13.8, 5th). **2021:** Ranked among Cardinals minor league leaders in games (41, T2nd) and SO/9 (12.4, 9th). **2018:** Ranked T3rd in the Dominican Summer League with eight saves....ranked T6th among Cardinals minor league pitchers in saves (8)...made one appearance in the DSL playoffs, pitching 1.1 innings, walking three and striking out three.

YR	CLUB	LG	W-L	ERA	G	GS	CG	SHO	SV	IP	H	R	ER	HR	HB	BB	SO	WP	BK	
17	DSL Cardinals	DSL	1-0	10.13	14	0	0	0	0	18.2	25	25	21	2	1	20	14	4	2	
18	DSL Cardinals Blue	DSL	5-1	2.89	*23	0	0	0	*8	37.1	26	15	12	2	1	24	44	6	0	
19	Johnson City	Appy	0-0	0.00	3	0	0	0	0	3.0	0	0	0	0	2	0	7	1	0	
	State College	NY-Penn	1-1	3.68	6	0	0	0	1	7.1	3	5	3	0	3	4	10	1	0	
	Peoria	Midwest	1-0	4.50	6	0	0	0	3	8.0	9	4	4	0	1	7	13	1	0	
	Palm Beach	Fla. St.	0-0	7.71	6	0	0	0	0	7.0	7	6	6	0	3	13	13	3	1	
20	DID NOT PITCH -- NO MiLB SEASON																			
21	Peoria	Midwest	1-6	6.22	*41	0	0	0	3	46.1	34	34	32	5	7	54	64	9	0	
22	Peoria	Midwest	3-2	5.49	28	0	0	0	4	41.0	36	29	25	4	3	28	67	1	1	
	Springfield	Texas	0-0	6.75	7	0	0	0	0	9.1	4	7	7	1	0	11	10	2	0	
Minor League Totals			12-10	5.56	134	0	0	0	19	178.0	144	125	110	14	21	161	242	28	4	



(L-R) Jonathan Mejia, Julio Puello, Robelyn Lopez, Marlyn Almonte, Inohan Paniagua, Nelfy Ynfante, Marcelo Perez, and Francis Reynoso from the fourth high school graduation class at the Cardinals Baseball Academy in the Dominican Republic.

* Led Team + Led League



THOMPSON, Cory

RHP

Height - 5'11 **Bats** - R **Born** - 9/23/1994 at Chicago, IL

Weight - 208 **Throws** - R **Resides** - Greenville, SC

SCHOOL - Mauldin High School (SC)

HOW OBTAINED - Signed by the Cardinals as a minor league free-agent on 6/12/21

CAREER NOTES - **2019:** Pitched for the Glendale Desert Dogs in the Arizona Fall League. **2017:** Midwest League Mid-Season All-Star. **2017:** Converted from shortstop to pitcher. **2014:** Rated as the "Best Infield Arm" in the Reds organization entering the season by *Baseball America's* "Best Tools" survey. **MISC:** Originally selected by the Cincinnati Reds in the 5th round of the 2013 MLB Draft.

YR	CLUB	LG	AVG	G	AB	R	H	2B	3B	HR	RBI	SH	SF	HP	BB	SO	SB	CS	OBP	SLG	E
13	AZL Reds	AZL	.266	48	188	34	50	9	1	1	16	1	1	12	10	30	3	4	.341	.340	24
14	Billings	Pioneer	.245	66	253	45	62	13	1	6	28	2	3	7	13	47	13	0	.297	.375	23
15	AZL Reds	AZL	.323	8	31	7	10	3	0	1	3	0	1	0	1	5	3	0	.333	.516	4
	Dayton	Midwest	.196	51	194	23	38	6	1	4	14	1	2	9	9	47	0	1	.262	.299	13
16	Dayton	Midwest	.148	8	27	4	4	1	0	0	1	0	0	0	2	10	0	0	.207	.185	6
Minor League Totals			.237	199	695	113	165	32	3	12	62	4	7	28	35	139	19	5	.298	.344	70

YR	CLUB	LG	W-L	ERA	G	GS	CG	SHO	SV	IP	H	R	ER	HR	HB	BB	SO	WP	BK	
17	Billings	Pioneer	3-1	3.62	21	0	0	0	1	32.1	29	13	13	3	1	18	32	7	0	
18	Dayton	Midwest	6-6	3.25	46	0	0	0	5	72.0	76	31	26	6	6	13	67	9	0	
19	Daytona	Fla. St.	5-0	1.96	12	0	0	0	0	23.0	13	6	5	2	0	4	25	4	0	
	Chattanooga	Southern	2-1	4.21	33	0	0	0	0	36.1	44	22	17	8	2	14	27	5	0	
20	DID NOT PITCH -- NO MiLB SEASON																			
21	Winnipeg	American	0-0	0.00	6	0	0	0	1	12.0	8	0	0	0	0	4	19	0	0	
	Peoria	Midwest	2-0	3.70	17	0	0	0	2	24.1	24	10	10	3	0	10	37	3	0	
	Springfield	Texas	1-1	3.44	9	0	0	0	0	18.1	18	10	7	1	0	9	12	0	0	
22	Springfield	Texas	0-0	5.40	10	0	0	0	0	11.2	14	7	7	3	0	4	13	1	0	
Minor League Totals			19-9	3.51	148	0	0	0	8	218.0	218	99	85	26	9	72	213	29	0	

TOERNER, Justin

OF

Height - 5'10 **Bats** - L **Born** - 8/11/1996 at Scottsdale, AZ

Weight - 184 **Throws** - L **Resides** - Temecula, CA

SCHOOL - California State University-Northridge

HOW OBTAINED - Cardinals 28th round selection (843rd overall) in the 2018 MLB Draft

CAREER NOTES - **2022:** Ranked among Cardinals minor league leaders in walks (56, T8th). **2021:** Non-roster invitee to Major League Spring Training. **2020:** Participated in early workouts and seminars as part of the Cardinals two-week Instructional Camp in January...entered the season rated as the No. 29 prospect in the Cardinals organization by *Baseball America*. **2019:** Ranked among Cardinals minor league leaders in walks (61, 4th) and runs (69, 6th) ...Cardinals Minor League Player of the Month for April...Florida State League Mid-Season All-Star...Florida State League Player of the Month for April and Player of the Week (April 8-14). **2018:** Ranked among Cardinals minor league leaders in on-base pct. (.410, 7th) and batting average (.312, 10th)...tied for the longest road hitting streak in the NY-Penn League at 14 games (July 7-end of season)...reached base safely in 16 straight games (July 18-Aug. 5) with a .522 on-base pct. during that stretch...went 4-for-4 in his Peoria debut vs. Beloit on August 26. **MISC:** Graduated from Chapparral (AZ) HS.

PRONUNCIATION: TUR-ner

YR	CLUB	LG	AVG	G	AB	R	H	2B	3B	HR	RBI	SH	SF	HP	BB	SO	SB	CS	OBP	SLG	E
18	State College	NY-Penn	.292	50	171	26	50	5	1	1	10	2	1	4	24	34	11	2	.390	.351	1
	Palm Beach	Fla. St.	.300	10	40	8	12	5	0	0	3	0	0	1	5	9	0	0	.391	.425	0
	Peoria	Midwest	.500	7	20	4	10	0	1	0	4	0	0	0	5	2	0	1	.600	.600	0
19	Palm Beach	Fla. St.	.290	54	193	39	56	5	1	4	29	2	2	5	33	50	4	5	.403	.389	1
	Springfield	Texas	.211	49	166	30	35	5	0	7	18	1	0	4	28	55	10	3	.338	.367	0
20	DID NOT PLAY -- NO MiLB SEASON																				
21	Springfield	Texas	.210	71	243	36	51	11	0	7	27	1	0	8	37	82	3	2	.333	.342	0
	Memphis	Intl.	.250	11	28	3	7	1	1	1	5	1	0	1	3	9	0	0	.344	.464	0
22	Memphis	Intl.	.185	23	65	11	12	2	0	1	8	2	3	2	9	24	1	2	.291	.262	0
	Springfield	Texas	.236	66	212	41	50	11	0	6	34	0	1	10	47	75	9	0	.396	.373	2
Minor League Totals			.249	341	1138	198	283	45	4	27	138	9	7	35	191	340	38	15	.371	.366	4

* Led Team + Led League

TOVALIN, Osvaldo

3B/1B

Height - 6'1 Bats - L Born - 10/31/1999 at San Diego, CA

Weight - 225 Throws - R Resides - Chula Vista, CA

SCHOOL - Azusa Pacific University (CA)

HOW OBTAINED - Cardinals 10th round selection (301st overall) in the 2021 MLB Draft

CAREER NOTES - 2022: Ranked among Cardinals minor league leaders in RBI (69, 4th) and hits (120, 6th). COLLEGE: Won the ABCA Rawlings Gold Glove Award as a 3B in 2021...named the D2CCA Player of the Year and won the PacWest Triple Crown in 2021, batting .387 with 15 HR and 52 RBI in 42 games...named First Team All-American as a sophomore in 2019 after he tied the PacWest single-season record for hits with 91...began the 2019 season with a 19-game hitting streak and had eight RBI in a playoff game against Cal Poly Pomona...named First Team All-PacWest in 2018 as a freshman. MISC: Brother, Adrian, was selected by the Houston Astros in the 16th round of the 2017 MLB Draft.

PRONUNCIATION: TOE-vah-in

YR	CLUB	LG	AVG	G	AB	R	H	2B	3B	HR	RBI	SH	SF	HP	BB	SO	SB	CS	OBP	SLG	E
21	Palm Beach	Fla. St.	.269	32	108	16	29	6	1	2	16	0	0	3	4	27	0	1	.313	.398	8
22	Palm Beach	Fla. St.	*.313	56	217	28	68	9	2	4	32	0	1	6	17	38	0	1	.378	.429	5
	Peoria	Midwest	.211	64	246	25	52	8	1	7	37	1	2	6	19	46	2	4	.282	.337	6
Minor League Totals			.261	152	571	69	149	23	4	13	85	1	3	15	40	111	2	6	.324	.384	19

TROGRIC-IVERSON, Nick

RHP

Height - 6'1 Bats - R Born - 10/3/1997 at Oakville, Ontario, Canada

Weight - 201 Throws - R Resides - Spokane, WA

SCHOOL - Gonzaga University (WA)

HOW OBTAINED - Signed by the Cardinals as a non-drafted minor league free-agent on 6/16/2020

CAREER NOTES - 2022: Ranked among Cardinals minor league leaders in SO/BB ratio (3.94, 7th) and WHIP (1.12, 9th)... Midwest League Pitcher of the Week (August 15-21). 2021: Ranked among Cardinals minor league leaders in wins (6, 16th).

MISC: Played at Central Arizona CC and was the Vaqueros Male Athlete of the Year as a sophomore.

PRONUNCIATION: TROE-ger-lik

YR	CLUB	LG	W-L	ERA	G	GS	CG	SHO	SV	IP	H	R	ER	HR	HB	BB	SO	WP	BK	
20	DID NOT PITCH -- NO MiLB SEASON																			
21	Palm Beach	Fla. St.	0-1	2.25	3	3	0	0	0	16.0	11	6	4	1	1	5	11	0	0	
	Peoria	Midwest	*6-5	5.10	21	11	0	0	0	67.0	92	41	38	9	3	24	50	2	0	
22	Peoria	Midwest	4-4	3.33	31	0	0	0	4	70.1	62	29	26	4	4	17	67	2	0	
Minor League Totals			10-10	3.99	55	14	0	0	4	153.1	165	76	68	14	8	46	128	4	0	

VARGAS, Giovanni

RHP

Height - 6'0 Bats - R Born - 3/3/2006 at Durango, Mexico

Weight - 180 Throws - R Resides - Durango, Mexico

HOW OBTAINED - Signed by the Cardinals as an International free-agent on 1/15/2023

YR	CLUB	LG	W-L	ERA	G	GS	CG	SHO	SV	IP	H	R	ER	HR	HB	BB	SO	WP	BK
2023 WILL BE HIS FIRST PROFESSIONAL SEASON																			

VARGAS, Miguel Alejandro

OF

Height - 6'1 Bats - L Born - 3/14/2004 at Caracas, Venezuela

Weight - 195 Throws - L Resides - San Diego, Venezuela

HOW OBTAINED - Signed by the Cardinals as an International free-agent on 1/19/2021

YR	CLUB	LG	AVG	G	AB	R	H	2B	3B	HR	RBI	SH	SF	HP	BB	SO	SB	CS	OBP	SLG	E
21	DSL Cardinals Red	DSL	.229	27	83	10	19	1	0	1	12	0	0	0	10	25	2	0	.312	.277	2
22	DSL Cardinals	DSL	.211	37	133	21	28	2	1	7	27	0	2	1	16	42	6	2	.296	.399	4
Minor League Totals			.218	64	216	31	47	3	1	8	39	0	2	1	26	67	8	2	.302	.352	6

VELASQUEZ, Facundo

OF

Height - 6'1 Bats - S Born - 1/16/2006 at Chaguarama, Venezuela

Weight - 178 Throws - R Resides - San Lorenzo, Venezuela

HOW OBTAINED - Signed by the Cardinals as an International free-agent on 1/15/2023

YR	CLUB	LG	AVG	G	AB	R	H	2B	3B	HR	RBI	SH	SF	HP	BB	SO	SB	CS	OBP	SLG	E
2023 WILL BE HIS FIRST PROFESSIONAL SEASON																					

**VILLANUEVA, Victor****RHP**

Height - 6'2 **Bats** - R **Born** - 3/26/2001 at Boca Chica, Dominican Republic
Weight - 202 **Throws** - R **Resides** - San Jose de los Llanos, Dominican Republic

HOW OBTAINED - Signed by the Cardinals as an International free-agent on 7/3/2018

CAREER NOTES - 2022: Ranked among FCL leaders in wins (T4th). **2019:** Ranked among Cardinals minor league leaders in WHIP (1.03, 3rd). **2018:** Pitched 1.1 innings in relief in the Dominican Summer League playoffs.

YR	CLUB	LG	W-L	ERA	G	GS	CG	SHO	SV	IP	H	R	ER	HR	HB	BB	SO	WP	BK
18	DSL Cardinals Blue	DSL	1-0	2.45	9	0	0	0	0	11.0	10	4	3	1	1	4	5	2	0
19	DSL Cardinals Blue	DSL	3-2	1.64	21	0	0	0	3	33.0	27	13	6	0	4	5	16	5	0
	DSL Cardinals Red	DSL	0-1	INF	1	0	0	0	0	0.0	1	1	0	0	0	1	0	0	0
20	DID NOT PITCH -- NO MiLB SEASON																		
21	FCL Cardinals	FCL	2-2	5.75	16	0	0	0	0	20.1	27	16	13	6	2	8	15	1	2
22	FCL Cardinals	FCL	*5-1	2.86	15	0	0	0	1	22.0	15	8	7	3	3	10	31	1	0
Minor League Totals			11-6	3.02	62	0	0	0	4	86.1	80	42	29	10	10	28	67	9	2

WILLIS, Alec**RHP**

Height - 6'4 **Bats** - R **Born** - 3/30/2003 at Denver, CO
Weight - 231 **Throws** - R **Resides** - Denver, CO

SCHOOL - Regis Jesuit (CO) High School

HOW OBTAINED - Cardinals 7th round selection (211th overall) in the 2021 MLB Draft

CAREER NOTES - 2023: Rated as the No. 17 prospect in the Cardinals organization entering the season. **2022:** Rated as the No. 23 prospect in the Cardinals organization entering the season. **PREP:** Went 3-1 with a 0.72 ERA and 54 strikeouts in 29.0 innings for Regis Jesuit in his senior season in 2021...underwent ulnar nerve decompression surgery in 2020...Led Regis to the 2019 5A Colorado State Championship with a 1.53 ERA in nine outings.

YR	CLUB	LG	W-L	ERA	G	GS	CG	SHO	SV	IP	H	R	ER	HR	HB	BB	SO	WP	BK
21	FCL Cardinals	FCL	0-0	0.00	1	1	0	0	0	1.0	0	0	0	0	0	0	1	0	0
22	FCL Cardinals	FCL	0-1	2.38	6	4	0	0	0	11.1	6	3	2	1	1	2	16	1	0
Minor League Totals			0-1	1.46	7	5	0	0	0	12.1	6	3	2	1	1	2	17	1	0

WINQUEST, Cade**RHP**

Height - 6'2 **Bats** - R **Born** - 4/30/2000 at Fort Worth, TX
Weight - 198 **Throws** - R **Resides** - Fort Worth, TX

SCHOOL - University of Texas-Arlington

HOW OBTAINED - Cardinals 8th round selection (247th overall) in the 2022 MLB Draft

CAREER NOTES - MISC: Played for the Chatham Anglers in the 2021 Cape Cod League...member of the Haslet Eaton High School baseball team which won the Texas State 5A Championship in 2018.

YR	CLUB	LG	W-L	ERA	G	GS	CG	SHO	SV	IP	H	R	ER	HR	HB	BB	SO	WP	BK
2023 WILL BE HIS FIRST PROFESSIONAL SEASON																			

YANEZ, Omar**RHP**

Height - 6'3 **Bats** - R **Born** - 12/7/2002 at Caracas, Venezuela
Weight - 209 **Throws** - R **Resides** - Caracas, Venezuela

HOW OBTAINED - Signed by the Cardinals as an International free-agent on 10/18/2019

CAREER NOTES - 2022: Ranked among Cardinals minor league leaders in SO/9 (12.1, 10th).

YR	CLUB	LG	W-L	ERA	G	GS	CG	SHO	SV	IP	H	R	ER	HR	HB	BB	SO	WP	BK
20	DID NOT PITCH -- NO MiLB SEASON																		
21	DSL Cardinals Red	DSL	0-2	3.93	17	0	0	0	3	18.1	16	14	8	1	1	15	14	2	1
22	DSL Cardinals	DSL	3-2	3.34	*19	0	0	0	*3	29.2	32	12	11	3	2	18	40	7	0
Minor League Totals			3-4	3.56	36	0	0	0	6	48.0	48	26	19	4	3	33	54	9	1

* Led Team

+ Led League

YASENKA, Michael

RHP

Height - 6'2 Bats - R Born - 5/26/1998 at Franklin, PA

Weight - 217 Throws - R Resides - Franklin, PA

SCHOOL - Eastern Illinois University

HOW OBTAINED - Cardinals 17th round selection (515th overall) in the 2019 MLB Draft

CAREER NOTES - 2021: High-A Central Pitcher of the Week (July 5-11)...ranked among Cardinals minor league leaders in games started (21, T3rd), innings pitched (95.2, 8th) and strikeouts (103, 8th). **2019:** Cardinals Minor League Pitcher of the Month for July...Appalachian League Pitcher of the Week (July 8-14)...led all Cardinals minor league pitchers in WHIP (0.92), while ranking 2nd in strikeout/walk ratio (3.8, 10th)...struck out a career-high 10 batters over 7.0 innings at Kingsport (July 24)...carried an 0.56 ERA in seven appearances (5 starts) into the season over his first 32.1 innings...did not allow more than two earned runs in any appearance. **COLLEGE:** Struck out 100 batters in 2019, the 3rd pitcher in EIU history to post triple-digit strikeouts in a single season.

YR	CLUB	LG	W-L	ERA	G	GS	CG	SHO	SV	IP	H	R	ER	HR	HB	BB	SO	WP	BK
19	Johnson City	Appy	2-1	0.56	7	5	*1	0	0	32.1	21	7	2	1	4	6	37	4	0
	State College	NY-Penn	1-1	2.45	3	3	0	0	0	14.2	9	5	4	0	0	7	12	1	0
20	DID NOT PITCH -- NO MiLB SEASON																		
21	Peoria	Midwest	1-9	6.11	24	21	0	0	0	95.2	92	75	65	17	4	57	103	5	0
22	Peoria	Midwest	1-0	5.19	12	0	0	0	0	26.0	24	15	15	6	2	5	26	2	0
	Springfield	Texas	1-0	6.75	19	0	0	0	0	32.0	30	25	24	6	4	25	36	5	0
Minor League Totals			6-11	4.93	65	29	1	0	0	200.2	176	127	110	30	14	100	214	17	0

YEAGER, Ryan (R.J.)

3B/1B

Height - 6'2 Bats - R Born - 10/2/1998 at Panama City, FL

Weight - 194 Throws - R Resides - Panama City, FL

SCHOOL - Mississippi State University

HOW OBTAINED - Signed by the Cardinals as a non-drafted minor league free-agent on 7/19/22

CAREER NOTES - COLLEGE: Transferred to Mississippi State for his fifth season after spending the first four years at Mercer University (GA)...named Third Team All-American and First Team All-SEC after leading the Bulldogs with a .317 average, 18 HR & 56 RBI in 2022...All-SoCon First Team at SS in 2021...SoCon Freshman of the Year in 2018. **MISC:** Father, Ryan, was drafted out of high school by the Boston Red Sox in the 29th round of the 1997 MLB Draft.

YR	CLUB	LG	AVG	G	AB	R	H	2B	3B	HR	RBI	SH	SF	HP	BB	SO	SB	CS	OBP	SLG	E
22	Palm Beach	Fla. St.	.289	28	97	17	28	4	1	3	18	0	2	3	9	19	2	0	.360	.443	5

YNFANTE, Nelfy

RHP

Height - 6'4 Bats - R Born - 2/1/2005 at Pimentel, Dominican Republic

Weight - 180 Throws - R Resides - San Francisco de Macoris, Dominican Republic

HOW OBTAINED - Signed by the Cardinals as an International free-agent on 1/15/2022

CAREER NOTES - 2023: Was one of eight members of the fourth high school graduating class at the Cardinals Dominican Academy. **2023:** Ranked among Cardinals minor league leaders in ERA (1.96, 3rd).

YR	CLUB	LG	W-L	ERA	G	GS	CG	SHO	SV	IP	H	R	ER	HR	HB	BB	SO	SB	CS	OBP	SLG	E
22	DSL Cardinals	DSL	3-0	*1.96	11	8	0	0	0	41.1	33	15	9	1	3	19	39	2	1			

ZÁPATA, José

C

Height - 6'0 Bats - R Born - 2/14/2001 at Ocumare del Tuy, Venezuela

Weight - 238 Throws - R Resides - at Ocumare del Tuy, Venezuela

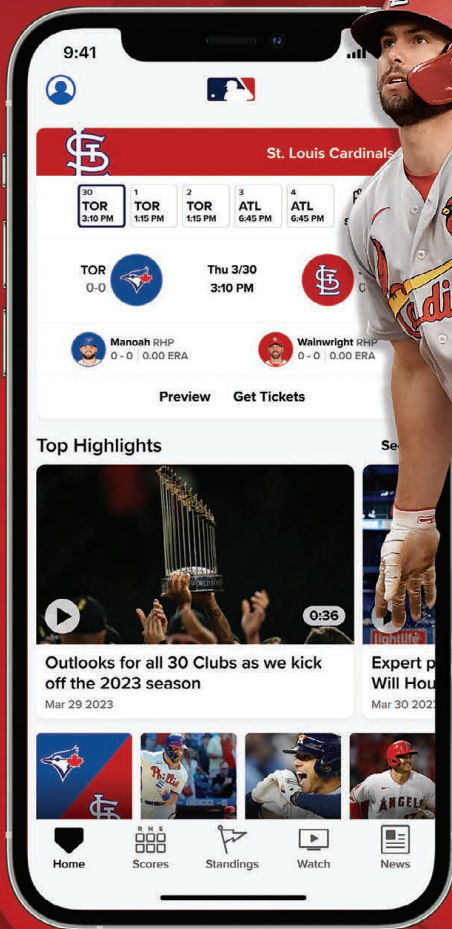
HOW OBTAINED - Signed by the Cardinals as an International free-agent on 7/2/2017

CAREER NOTES - CAREER: Has thrown out 29.2% (41 CS/140 SB ATT) of attempted base runners.

YR	CLUB	LG	AVG	G	AB	R	H	2B	3B	HR	RBI	SH	SF	HP	BB	SO	SB	CS	OBP	SLG	E
18	DSL Cardinals Blue	DSL	.192	35	120	18	23	6	0	0	20	0	3	5	17	42	1	0	.310	.242	6
19	DSL Cardinals Blue	DSL	.243	42	148	26	36	11	1	1	16	1	2	7	20	40	1	3	.356	.351	16
20	DID NOT PLAY -- NO MiLB SEASON																				
21	Palm Beach	Fla. St.	.188	10	32	4	6	1	0	1	4	0	0	0	2	13	0	0	.235	.313	2
	FCL Cardinals	FCL	.250	10	28	4	7	3	0	0	4	0	0	0	2	11	0	0	.300	.357	1
22	FCL Cardinals	FCL	.188	16	32	3	6	0	0	1	2	0	0	1	0	13	0	0	.212	.281	1
	Palm Beach	Fla. St.	.400	4	5	0	2	0	0	0	1	0	0	0	2	0	0	0	.400	.400	0
Minor League Totals			.219	117	365	55	80	21	1	3	47	1	5	13	41	121	2	3	.316	.307	26

Official App of the ST. LOUIS CARDINALS

Fully refreshed for 2023! Everything you need right on your Home screen
Track LIVE game action: real-time scores, highlights, audio & video streams
Follow players for daily stories, stats and content curated just for you






Bruce Sutter




IN MEMORY OF

BRUCE SUTTER

1953 - 2022



Tim McCarver



IN MEMORY OF

TIM McCARVER

1941 - 2023

St. Louis Cardinals



2022 SEASON IN REVIEW

2022 FINAL STANDINGS

N.L. EAST

	W	L	PCT.	GB
ATLANTA*	101	61	.623	-
NEW YORK#	101	61	.623	-
PHILADELPHIA#	87	75	.537	14.0
MIAMI	69	93	.426	32.0
WASHINGTON	55	107	.340	46.0

N.L. CENTRAL

	W	L	PCT.	GB
ST. LOUIS*	95	67	.586	-
MILWAUKEE	90	72	.556	7.0
CHICAGO	83	79	.512	19.0
CINCINNATI	71	91	.438	31.0
PITTSBURGH	61	101	.377	31.0

N.L. WEST

	W	L	PCT.	GB
LOS ANGELES*	107	55	.660	-
SAN DIEGO#	106	56	.654	22.0
SAN FRANCISCO	79	83	.488	30.0
ARIZONA	74	87	.460	37.0
COLORADO	52	110	.321	43.0

* Division winner

Wild Card

A.L. EAST

	W	L	PCT.	GB
NEW YORK*	100	62	.617	-
TORONTO#	92	70	.568	7.0
TAMPA BAY#	92	70	.568	13.0
BALTIMORE	91	71	.562	16.0
BOSTON	52	110	.321	21.0

A.L. CENTRAL

	W	L	PCT.	GB
CLEVELAND*	93	69	.574	-
CHICAGO	80	82	.494	11.0
MINNESOTA	77	85	.475	14.0
DETROIT	74	88	.457	26.0
KANSAS CITY	73	89	.451	27.0

A.L. WEST

	W	L	PCT.	GB
HOUSTON*	95	67	.586	-
SEATTLE#	90	72	.556	16.0
LOS ANGELES	86	76	.531	33.0
TEXAS	77	85	.475	38.0
OAKLAND	60	102	.370	46.0

2022 CARDINALS VS. OPPONENTS

N.L. EAST

	Home		Road		Totals	
	W	L	W	L	W	L
Atlanta	2	1	1	3	3	4
Miami	2	1	2	1	4	2
New York	1	2	1	3	2	5
Philadelphia	2	2	1	2	3	4
Washington	2	2	2	1	4	3
TOTALS	9	8	7	10	16	18

N.L. CENTRAL

	Home		Road		Totals	
	W	L	W	L	W	L
Chicago	7	2	6	4	13	6
Cincinnati	7	3	5	4	12	7
Milwaukee	5	4	5	5	10	9
Pittsburgh	7	3	6	3	13	6
TOTALS	26	12	22	16	48	28

N.L. WEST

	Home		Road		Totals	
	W	L	W	L	W	L
Arizona	2	2	3	0	5	2
Colorado	3	0	1	2	4	2
Los Angeles	1	2	1	2	2	4
San Diego	3	0	1	2	4	2
San Francisco	2	1	2	2	4	3
TOTALS	11	5	8	8	19	13

A.L. EAST

	Home		Road		Totals	
	W	L	W	L	W	L
Baltimore	1	2	0	0	1	2
Boston	0	0	1	2	1	2
New York	3	0	0	0	3	0
Tampa Bay	0	0	0	3	0	3
Toronto	1	1	1	1	2	2
TOTALS	5	3	2	6	7	9

A.L. CENTRAL

	Home		Road		Totals	
	W	L	W	L	W	L
Kansas City	2	0	1	1	3	1
TOTALS	2	0	1	1	3	1

OVERALL TOTALS 53 28 40 41 93 69



2022 CARDINALS WON-LOST BREAKDOWN

	Home		Road		Totals	
	W	L	W	L	W	L
Shutouts	11	9	6	7	17	16
Shutouts - Individual	0	0	1	0	1	0
Extra Innings	3	2	5	2	8	4
One-Run Decisions	15	9	11	8	26	17
Two-Run Decisions	9	5	7	10	16	15
vs. LH Starters	12	3	12	8	24	11
vs. RH Starters	41	25	28	33	69	58
Grass Fields	53	28	34	36	87	64
Artificial Fields	-	-	6	5	6	5
Day Games	20	11	11	16	31	27
Night Games	33	17	29	25	62	42
April	5	5	6	4	11	9
May	10	6	7	6	17	12
June	9	5	6	9	15	14
July	5	4	6	9	11	13
August	13	2	9	5	22	7
September	10	5	5	6	16	11
October	1	1	1	2	2	3

	WON	LOST
Starters	52	53
Relievers	41	16
Streaks	8	4

DOUBLE-HEADERS	WON	LOST	SPLIT
Home	3	0	0
Road	0	0	3

	ST. LOUIS	OPPONENTS
Double Plays	181	129
Triple Plays	0	0
Errors	66	85
Left On Base	1132	1088
Grand Slam HR	5	3
Home Runs - Home	98	99
Home Runs - Road	68	78

2022 CARDINALS RECORD WHEN

Scoring first	60-23
Opponent scores first	33-46
Scoring 4 or more runs	80-21
Scoring 3 runs	5-10
Scoring 2 or fewer runs	8-38
Scoring in 3 or fewer innings	62-64
Scoring in 4 or more innings	31-5
First game of Series	27-23
Last game of Series	25-26
First game of road trip	2-11
Last game of road trip	6-7
First game of homestand	7-6
Last game of homestand	7-6
Following off-days	10-12
Final at-bat decisions	25-9
Come-from-behind wins/losses	38/24
Walk-off wins/losses	8/3

Out-hit opponents	62-13
Out-hit by opponents	20-52
Errorless games	70-42
Extra innings	7-4
Shutouts	17-16
Leading after 7 innings	71-4
Tied after 7 innings	15-4
Trailing after 7 innings	6-61
Leading after 8 innings	74-3
Tied after 8 innings	14-5
Trailing after 8 innings	5-51
Runs via HR	330
Opponent runs via HR	234
Review Challenges	23-14

By Day:

Monday	8-5
Tuesday	15-13
Wednesday	12-10
Thursday	9-12
Friday	16-9
Saturday	21-7
Sunday	12-13

By Month:

Spring	9-5-0
April	11-9
May	17-12
June	15-14
July	11-13
August	22-7
September	16-11
October	2-3

By Series:

Won: 25	Split: 12
Lost: 14	Sweeps: 8-1

SCORING BY INNING

	1	2	3	4	5	6	7	8	9	10	11	12+	Total
CARDINALS	107	82	86	90	71	93	76	74	72	14	4	3	772
OPPONENTS	74	80	81	58	70	67	78	75	43	10	0	1	637

MARGIN OF VICTORY

	1	2	3	4	5	6	7	8	9	10	11	12+	Total
CARDINALS	25	17	9	13	9	2	0	3	9	3	1	2	367
OPPONENTS	17	15	9	8	6	7	4	2	0	0	1	-	233

2022 CARDINALS DAY BY DAY

Date	Team	H/R D/N	Score	Winner-Loser-Save	ATT	W-L	STD	GA/GB
4/7	PIT	H/D	W, 9-0	Wainwright-Brubaker	#46,256	1-0	T-1st	--
4/8				OPEN DATE		1-0	T-1st	--
4/9	PIT	H/D	W, 6-2	Whitley-Keller	#45,025	2-0	T-1st	--
4/10	PIT	H/D	L, 9-4	Yajure-Matz	40,027	2-1	T-1st	--
4/11	PIT	H/D		POSTPONED to 6/14 (rain)		2-1	T-1st	--
4/12	KC	H/N	W, 6-5	Hicks-Lynch-Gallegos	40,398	3-1	T-1st	--
4/13	KC	H/D		POSTPONED to 5/2 (rain)		3-1	1st	+0.5
4/14	MIL	R/D	L, 5-1	Woodruff-Wainwright	#42,794	3-2	T-2nd	-0.5
4/15	MIL	R/N	W, 10-1	Mikolas-Peralta	26,874	4-2	1st	+0.5
4/16	MIL	R/N	W, 2-1	Matz-Houser-Gallegos	26,356	5-2	1st	+1.5
4/17	MIL	R/D	L, 6-5	Cousins-Hudson-Hader	23,001	5-3	1st	+0.5
4/18				OPEN DATE		5-3	T-1st	--
4/19	MIA	R/N	W, 5-1	Wainwright-Luzardo	8,475	6-3	1st	+0.5
4/20	MIA	R/N	W, 2-0	Cabrera-Bender-Gallegos	8,655	7-3	1st	+0.5
4/21	MIA	R/N	L, 5-0	Lopez-Hicks	9,670	7-4	T-1st	--
4/22	CIN	R/N	W, 4-2	Matz-Greene-Gallegos	20,470	8-4	1st	+1.0
4/23	CIN	R/D	W, 5-0	Hudson-Mahle	28,598	9-4	1st	+1.0
4/24	CIN	R/D	L, 4-1	Lodolo-Wainwright-Sims	23,124	9-5	T-1st	--
4/25	NYM	H/N	L, 5-2	May-Gallegos-Diaz	35,455	9-6	T-1st	--
4/26	NYM	H/N	L, 3-0	Bassitt-Hicks-Diaz	32,215	9-7	2nd	-1.0
4/27	NYM	H/D	W, 10-5	Woodford-Carrasco	34,822	10-7	2nd	-1.0
4/28	ARI	H/N	W, 8-3	Hudson-Castellanos	33,464	11-7	2nd	-1.0
4/29	ARI	H/N	L, 6-2	Bumgarner-Wainwright	40,753	11-8	2nd	-2.0
4/30	ARI	H/D	L, 2-0	M. Kelly-Mikolas-I. Kennedy	40,144	11-9	2nd	-3.0
				APRIL TOTALS	388,559	11-9	2nd	-3.0
5/1	ARI	H/D	W, 7-5	Whitley-Middleton-Helsley	#45,123	12-9	2nd	-2.0
5/2	KC	H/D	W, 1-0	Matz-Greinke-Gallegos	33,963	13-9	2nd	-1.5
5/3	KC	R/N	L, 7-1	Keller-Hudson	18,788	13-10	2nd	-2.5
5/4	KC	R/D	W, 10-0	Wainwright-Bubic	12,774	14-10	2nd	-2.5
5/5	SF	R/N	W, 7-1	Mikolas-Littell	22,562	15-10	2nd	-2.5
5/6	SF	R/N	W, 3-2	Helsley-Doval-Gallegos	28,898	16-10	2nd	-2.5
5/7	SF	R/N	L, 13-7	Webb-Matz	40,113	16-11	2nd	-2.5
5/8	SF	R/D	L, 4-3	Leone-Cabrera-Doval	38-193	16-12	2nd	-2.5
5/9				OPEN DATE		16-12	2nd	-2.0
5/10	BAL	H/N	L, 5-3	Bradish-Naughton-Bautista	33,649	16-13	2nd	-3.0
5/11	BAL	H/N	W, 10-1	Mikolas-Watkins	34,533	17-13	2nd	-2.0
5/12	BAL	H/D	L, 3-2	Akin-Matz-Bautista	35,198	17-14	2nd	-2.5
5/13	SF	H/N	L, 8-2	Webb-Hicks	39,612	17-15	2nd	-3.5
5/14	SF	H/D	W, 4-0	Hudson-Junis	#44,537	18-15	2nd	-2.5
5/15	SF	H/N	W, 15-6	Wainwright-Rodón	39,703	19-15	2nd	-2.5
5/16	NYM	R/N		POSTPONED to 5/17 (rain)		19-15	2nd	-3.0
5/17	NYM	R/D	L, 3-1	Reed-Mikolas-Diaz	--	19-16	2nd	-3.5
	NYM	R/N	W, 4-3	Helsley-Rodriguez-Gallegos	27,457	20-16	2nd	-2.5
5/18	NYM	R/N	L, 11-4	Scherzer-Walsh	32,798	20-17	2nd	-3.5
5/19	NYM	R/D	L, 7-6 (10)	Holderman-Gallegos	28,801	20-18	2nd	-4.0
5/20	PIT	R/N	W, 5-3	Wainwright-Thompson-Gallegos	14,034	21-18	2nd	-4.0
5/21	PIT	R/N	W, 5-4	VerHagen-Quintana-Helsley	24,644	22-18	2nd	-4.0
5/22	PIT	R/D	W, 18-4	A.Rondon-B.Wilson	13,510	23-18	2nd	-3.0
5/23	TOR	H/N	W, 7-3 (10)	Cabrera-Phelps	36,033	24-18	2nd	-2.0
5/24	TOR	H/N	L, 8-1	Gausman-Hicks	33,797	24-19	2nd	-3.0
5/25				OPEN DATE		24-19	2nd	-3.5
5/26	MIL	H/N	L, 4-3	Lauer-Wainwright-Hader	35,107	24-20	2nd	-4.5
5/27	MIL	H/N	W, 4-2	VerHagen-Woodruff-Helsley	39,077	25-20	2nd	-3.5
5/28	MIL	H/D	W, 8-3	Liberatore-Houser	#45,594	26-20	2nd	-2.5
5/29	MIL	H/D	L, 8-0	Burnes-Mikolas	44,169	26-21	2nd	-3.5
5/30	SD	H/D	W, 6-3	Pallante-N.Martinez	42,140	27-21	2nd	-4.0
5/31	SD	H/N	W, 3-2 (10)	VerHagen-Rogers	33,418	28-21	2nd	-3.0
				MAY TOTALS	615,653	17-12	2nd	-3.0
6/1	SD	H/D	W, 5-2	Hudson-Darvish-Wittgren	34,268	29-21	2nd	-2.0



2022 CARDINALS DAY BY DAY

Date	H/R		Score	Winner-Loser-Save	ATT	W-L	STD	GA/GB
	Team	D/N						
6/2	CHI	R/N	L, 7-5	K.Thompson-Liberatore	30,466	29-22	2nd	-3.0
6/3	CHI	R/D	W, 14-5	Mikolas-Stroman-Z.Thompson	32,482	30-22	2nd	-2.0
6/4	CHI	R/D	L, 6-1	Swarmer-Oviedo	32,792	30-23	2nd	-2.5
	CHI	R/N	W, 7-4 (10)	Gallegos-Rucker	31,673	31-23	2nd	-1.5
6/5	CHI	R/N	W, 5-3 (11)	Cabrera-Norris	31,424	32-23	2nd	-0.5
6/6				OPEN DATE		32-23	2nd	-0.5
6/7	TB	R/N	L, 4-2 (10)	Poche-VerHagen	10,905	32-24	2nd	-0.5
6/8	TB	R/N	L, 11-3	Kluber-Naughton	12,906	32-25	2nd	-0.5
6/9	TB	R/D	L, 2-1	McClanahan-MIKOLAS-Adam	14,892	32-26	2nd	-0.5
6/10	CIN	H/N	W, 2-0	Pallante-Castillo-Helsley	#45,009	33-26	1st	+0.5
6/11	CIN	H/D	W, 5-4	Wittgren-Kuhnel	43,832	34-26	1st	+1.5
6/12	CIN	H/D	L, 7-6	Hoffman-Hudson-Diaz	43,083	34-27	1st	+0.5
6/13	PIT	H/N	W, 7-5	Gallegos-Stratton-Helsley	37,398	35-27	1st	+1.0
6/14	PIT	H/D	W, 3-1	Liberatore-Brubaker-Gallegos	31,193	36-27	1st	+1.5
	PIT	H/N	W, 9-1	Mikolas-B.Wilson	33,977	37-27	1st	+2.5
6/15	PIT	H/N	L, 6-4	Crowe-Pallante-Bednar	38,658	37-28	1st	+1.5
6/16				OPEN DATE		37-28	1st	+2.0
6/17	BOS	R/N	L, 6-5	Wacha-Wainwright-Houck	35,251	37-29	1st	+1.0
6/18	BOS	R/N	W, 11-2	Hudson-Crawford	36,141	38-29	1st	+1.0
6/19	BOS	R/D	L, 6-4	Pivetta-Pallante-Houck	#35,989	38-30	T-1st	--
6/20	MIL	R/N	L, 2-0	Burnes-Mikolas-Hader	28,100	38-31	2nd	-1.0
6/21	MIL	R/N	W, 6-2	Thompson-Gonzalez	30,208	39-31	T-1st	--
6/22	MIL	R/N	W, 5-4	Oviedo-Lauer-Cabrera	27,986	40-31	1st	+1.0
6/23	MIL	R/D	L, 6-4	Alexander-Hudson-Hader	32,550	40-32	T-1st	---
6/24	CHI	H/N	L, 3-0	Hendricks-Pallante-Robertson	#46,524	40-33	T-1st	---
6/25	CHI	H/D	W, 5-3	Helsley-Leiter, Jr.	#45,159	41-33	T-1st	---
6/26	CHI	H/D	L, 6-5 (10)	Robertson-Thompson	#44,824	41-34	2nd	-1.0
6/27	MIA	H/N	W, 9-0	Wainwright-López	34,701	42-34	2nd	-0.5
6/28	MIA	H/N	W, 5-3	Hudson-Garrett-Helsley	32,065	43-34	2nd	-0.5
6/29	MIA	H/N	L, 4-3	ALCANTARA-Helsley	35,674	43-35	2nd	-1.5
6/30				OPEN DATE		43-35	2nd	-1.0
				JUNE TOTALS	546,725	15-14	2nd	-1.0
7/1	PHI	R/N	L, 5-3	Alvarado-Mikolas-Hand	36,077	43-36	2nd	-2.0
7/2	PHI	R/D	W, 7-6	Helsley-Dominguez	27,657	44-36	2nd	-1.0
7/3	PHI	R/N	L, 4-0	Wheeler-Wainwright	#44,225	44-37	2nd	-2.0
7/4	ATL	R/N	L, 6-3	Chavez-Hudson-W.Smith	#41,975	44-38	2nd	-3.0
7/5	ATL	R/N	L, 7-1	I.Anderson-Pallante	35,656	44-39	2nd	-3.0
7/6	ATL	R/N	L, 3-0	Fried-Mikolas-Minter	36,718	44-40	2nd	-3.0
7/7	ATL	R/N	W, 3-2 (11)	Helsley-Matzek-Naughton	37,756	45-40	2nd	-2.5
7/8	PHI	H/N	L, 2-0	Wheeler-WAINWRIGHT-Hand	41,100	45-41	2nd	-3.5
7/9	PHI	H/D	L, 1-0	Alvarado-Gallegos-Knebel	41,853	45-42	2nd	-3.5
7/10	PHI	H/D	W, 4-3	Hicks-Dominguez-Helsley	36,112	46-42	2nd	-2.5
7/11	PHI	H/N	W, 6-1	Mikolas-Nola	34,399	47-42	2nd	-2.0
7/12	LAD	H/N	W, 7-6	Oviedo-M.White-Gallegos	37,150	48-42	2nd	-2.0
7/13	LAD	H/N	L, 7-6	Kimbrel-Gallegos-Phillips	39,292	48-43	2nd	-2.0
7/14	LAD	H/N	L, 4-0	T.Anderson-Hudson	40,062	48-44	2nd	-3.0
7/15	CIN	H/N	W, 7-3	Pallante-Greene-Helsley	41,221	49-44	2nd	-2.0
7/16	CIN	H/D	W, 11-3	Mikolas-Lodolo	41,014	50-44	2nd	-1.0
7/17	CIN	H/D		POSTPONED TO 9/17 (rain)		50-44	2nd	-0.5
				PRE ALL-STAR TOTALS	1,902,780	50-44	2nd	-0.5
7/18				All-Star Break				
7/19				All-Star Game - Dodger Stadium in Los Angeles, Calif.				
7/20				All-Star Break				
7/21				OPEN DATE		50-44	2nd	-0.5
7/22	CIN	R/N	L, 9-5	Sanmartin-Wainwright	25,547	50-45	2nd	-1.5
7/23	CIN	R/N	W, 6-3	Matz-Minor-Helsley	27,190	51-45	2nd	-1.5
7/24	CIN	R/D	L, 6-3	Mahle-Mikolas-Strickland	18,813	51-46	2nd	-2.5
7/25				OPEN DATE		51-46	2nd	-2.0
7/26	TOR	R/N	L, 10-3	Mayza-Hicks	39,756	51-47	2nd	-3.0

2022 CARDINALS DAY BY DAY

Date		H/R		Score	Winner-Loser-Save	ATT	W-L	STD	GA/GB
7/27	TOR	R/N	W, 6-1		Wainwright-Gausman	36,666	52-47	2nd	-3.0
7/28					OPEN DATE		52-47	2nd	-3.0
7/29	WSH	R/N	W, 6-2		Mikolas-A.Sanchez	30,170	53-47	2nd	-3.0
7/30	WSH	R/N	L, 7-6		E.Ramirez-Cabrera-Finnegan	34,440	53-48	2nd	-4.0
7/31	WSH	R/D	W, 5-0		Pallante-Gray	28,738	54-46	2nd	-3.0
JULY TOTALS						352,203	11-13	2nd	-3.0
8/1					OPEN DATE		54-48	2nd	-3.0
8/2	CHI	H/N	W, 6-0		Wainwright-Thompson	44,344	55-48	2nd	-2.0
8/3	CHI	H/N			POSTPONED to 8/4 (rain)		55-48	2nd	-1.5
8/4	CHI	H/D	W, 4-3		Helsley-Uelman	41,734	56-48	2nd	-0.5
	CHI	H/N	W, 7-2		Hicks-Castro	44,669	57-48	T-1st	--
8/5	NY Y	H/N	W, 4-3		Pallante-Holmes-Helsley	46,940	58-48	T-1st	--
8/6	NY Y	H/N	W, 1-0		Montgomery-Germán-Gallegos	48,581	59-48	1st	+1.0
8/7	NY Y	H/D	W, 12-9		Stratton-Abreu-Helsley	46,472	60-48	1st	+2.0
8/8					OPEN DATE		60-48	1st	+2.0
8/9	COL	R/N	L, 16-5		Feltner-Mikolas	35,011	60-49	1st	+1.0
8/10	COL	R/N	W, 9-5		Quintana-Freeland	35,164	61-49	1st	+1.0
8/11	COL	R/D	L, 8-6		Gilbreath-Hicks-Bard	30,293	61-50	1st	+0.5
8/12	MIL	H/N	W, 3-1		Montgomery-Lauer-Helsley	45,669	62-50	1st	+1.5
8/13	MIL	H/N	L, 3-2 (10)		D.Williams-Gallegos-Bush	45,905	62-51	1st	+0.5
8/14	MIL	H/D	W, 6-3		Mikolas-Rogers	44,142	63-51	1st	+1.5
8/15					OPEN DATE		63-51	1st	+2.0
8/16	COL	H/N	W, 5-4		Helsley-Lamet	39,105	64-51	1st	+2.0
8/17	COL	H/N	W, 5-1		Montgomery-Marquez	38,033	65-51	1st	+3.0
8/18	COL	H/D	W, 13-0		Wainwright-Senzatela	36,137	66-51	1st	+3.0
8/19	ARI	R/N	W, 5-1		Mikolas-Henry	32,183	67-51	1st	+4.0
8/20	ARI	R/N	W, 16-7		Cabrera-Bumgarner	34,248	68-51	1st	+5.0
8/21	ARI	R/D	W, 6-4		Woodford-Mantiply-Gallegos	25,064	69-51	1st	+5.0
8/22	CHI	R/N	W, 1-0		MONTGOMERY-Smyly	29,719	70-51	1st	+5.0
8/23	CHI	R/D	L, 2-0		Rucker-Wainwright-Hughes	27,273	70-52	1st	+4.5
	CHI	R/N	W, 13-3		Woodford-Sampson	28,163	71-52	1st	+5.5
8/24	CHI	R/N	L, 7-1		Wick-Mikolas	32,012	71-53	1st	+5.5
8/25	CHI	R/D	W, 8-3		Hudson-Stroman	28,803	72-53	1st	+6.0
8/26	ATL	H/N	L, 11-4		Strider-Quintana	46,027	72-54	1st	+6.0
8/27	ATL	H/N	W, 6-5		Helsley-Jansen	46,119	73-54	1st	+6.0
8/28	ATL	H/N	W, 6-3		Helsley-Minter-Gallegos	42,897	74-54	1st	+6.0
8/29	CIN	R/N	W, 13-4		Stratton-C.Anderson	11,051	75-54	1st	+6.0
8/30	CIN	R/N	L, 5-1		Law-Hudson	13,271	75-55	1st	+6.0
8/31	CIN	R/N	W, 5-3 (13)		Pallante-C. Anderson	13,613	76-55	1st	+6.0
AUGUST TOTALS						656,774	22-7	1st	+6.0
9/1					OPEN DATE		76-55	1st	+6.5
9/2	CHI	H/N	W, 8-0		Montgomery-Sampson	44,491	77-55	1st	+7.5
9/3	CHI	H/N	W, 8-4		Wainwright-Smyly	47,816	78-55	1st	+7.5
9/4	CHI	H/D	W, 2-0		Mikolas-Hughes-Helsley	46,642	79-55	1st	+8.5
9/5	WSH	H/D	L, 6-0		A.Sanchez-Flaherty-M.Thompson	45,779	79-56	1st	+7.5
9/6	WSH	H/N	W, 4-1		Quintana-Espino-Helsley	37,629	80-56	1st	+8.5
9/7	WSH	H/N	W, 6-5		Woodford-Finnegan	34,715	81-56	1st	+9.5
9/8	WSH	H/D	L, 11-6		M. Thompson-Pallante	40,437	81-57	1st	+8.0
9/9	PIT	R/N	L, 8-2		Contreras-Mikolas	15,718	81-58	1st	+8.0
9/10	PIT	R/N	W, 7-5		Gallegos-Crowe-Helsley	22,042	82-58	1st	+8.0
9/11	PIT	R/D	W, 4-3		Stratton-De Jong-Helsley	10,398	83-58	1st	+8.0
9/12					OPEN DATE		83-58	1st	+8.0
9/13	MIL	H/N	L, 8-4		Perdomo-Montgomery	42,047	83-59	1st	+7.0
9/14	MIL	H/N	W, 4-1		Wainwright-Burnes-Helsley	46,459	84-59	1st	+8.0
9/15	CIN	H/N	L, 3-2		C.Anderson-Mikolas-A.Díaz	44,901	84-60	1st	+7.5
9/16	CIN	H/N	W, 6-5		Stratton-Gibaut-Helsley	47,118	85-60	1st	+7.5
9/17	CIN	H/D*	W, 5-1		Hudson-Minor	46,678	86-60	1st	+8.0
		H/N	W, 1-0 (11)		Matz-Cruz	48,299	87-60	1st	+8.0



2022 CARDINALS DAY BY DAY

		H/R				ATT	W-L	STD	GA/GB
Date	Team	D/N	Score	Winner-Loser-Save					
9/18	CIN	H/D	L, 3-0	Cessa-Montgomery-B.Farmer	#47,909	87-61	1st	+8.0	
9/19				OPEN DATE		87-61	1st	+8.5	
9/20	SD	R/N	L, 5-0	Clevinger-Wainwright	39,538	87-62	1st	+8.5	
9/21	SD	R/N	L, 1-0	Snell-Mikolas-Hader	38,643	87-63	1st	+7.5	
9/22	SD	R/D	W, 5-4	Flaherty-N.Martinez-Gallegos	33,389	88-63	1st	+7.5	
9/23	LAD	R/N	W, 11-0	Quintana-Heaney	50,041	89-63	1st	+7.5	
9/24	LAD	R/N	L, 6-2	Kershaw-Montgomery	#52,527	89-64	1st	+6.5	
9/25	LAD	R/D	L, 4-1	Grove-Wainwright-Jackson	48,695	89-65	1st	+6.5	
9/26				OPEN DATE		89-65	1st	+6.5	
9/27	MIL	R/N	W, 6-2	Mikolas-Houser	29,341	90-65	1st	+7.5	
9/28	MIL	R/N	L, 5-1	Woodruff-Quintana	28,835	90-66	1st	+6.5	
9/29				OPEN DATE		90-66	1st	+7.0	
9/30	PIT	H/N	W, 2-1	Flaherty-J. Oviedo-Helsley	#47,032	91-66	1st	+7.0	
SEPTEMBER TOTALS						667,952	15-11	1st	+7.0
10/1	PIT	H/N	W, 13-3	Montgomery-Ortiz	#46,365	92-66	1st	+8.0	
10/2	PIT	H/D	L, 7-5	De Jong-Wainwright-Bednar	#46,680	92-67	1st	+7.0	
10/3	PIT	R/N	L, 3-2	Y.Ramirez-Gallegos	12,702	92-68	1st	+7.0	
10/4	PIT	R/N	W, 8-7 (10)	Stratton-De Jong	12,842	93-68	1st	+7.0	
10/5	PIT	R/D	L, 5-3	Banuelos-Liberatore-Y. Ramirez	15,319	93-69	1st	+7.0	
OCTOBER TOTALS						93,045	2-3	1st	+7.0
POST ALL-STAR TOTALS						1,417,771	43-25	1st	+7.0
SEASON TOTALS						3,320,551	93-69	1st	+7.0

WILD CARD ROUND

10/7	PHI	H/D	L, 6-3	Robertson-Helsley	#45,911	0-1		
10/8	PHI	H/N	L, 2-0	A. Nola-Mikolas-Eflin	#48,515	0-2		

NOTE: Pitchers' complete games in CAPS; Extra innings shown in parentheses;

*indicates make-up game due to rain out

sellout

2022 CARDINALS FINAL STATISTICS

BATTING

BATTER	AVG	G	AB	R	H	TB	2B	3B	HR	RBI	SH-SF	HP	BB	IBB	SO	SB	CS	DP	OBP	SLG
Arenado, Nolan	.293	148	557	73	163	297	42	1	30	103	0-4	7	52-3	72	5	3	15	.358	.533	
Bader, Harrison	.256	72	246	35	63	91	7	3	5	21	0-1	4	13-0	47	15	2	4	.303	.370	
Burleson, Alec	.188	16	48	4	9	13	1	0	1	3	0-0	0	5-0	9	1	0	1	.264	.271	
Capel, Conner	.176	9	17	1	3	6	0	0	1	2	0-1	0	1-0	2	0	0	0	.211	.353	
Carlson, Dylan	.236	128	432	56	102	164	30	4	8	42	0-4	7	45-1	94	5	2	6	.316	.380	
DeJong, Paul	.157	77	210	19	33	60	9	0	6	25	0-2	4	21-0	79	3	2	2	.245	.286	
DeLuzio, Ben	.150	22	20	3	3	4	1	0	0	0	1-0	1	3-0	5	0	1	0	.292	.200	
Dickerson, Corey	.267	96	281	28	75	112	17	1	6	36	0-2	2	12-1	48	0	0	4	.300	.399	
Donovan, Brendan	.281	126	391	64	110	148	21	1	5	45	1-2	14	60-1	70	2	3	8	.394	.379	
Edman, Tommy	.265	153	577	95	153	231	31	4	13	57	1-1	5	46-2	111	32	3	10	.324	.400	
Goldschmidt, Paul	.317	151	561	106	178	324	41	0	35	115	0-4	5	79-1	141	7	0	7	.404	.578	
Gorman, Nolan	.226	89	283	44	64	119	13	0	14	35	0-0	2	28-0	103	1	0	2	.300	.420	
Herrera, Iván	.111	11	18	0	2	2	0	0	0	1	1-1	0	2-0	8	0	0	0	.190	.111	
Knizner, Andrew	.215	96	260	28	56	78	10	0	4	25	1-0	6	26-0	62	0	1	9	.301	.300	
Molina, Yadier	.214	78	262	19	56	79	8	0	5	24	0-1	2	5-0	40	2	0	10	.233	.302	
Nootbaar, Lars	.228	108	290	53	66	130	16	3	14	40	0-5	1	51-1	71	4	1	3	.340	.448	
O'Neill, Tyler	.228	96	334	56	76	131	11	1	14	58	0-7	4	38-0	103	14	4	9	.308	.392	
Pujols, Albert	.270	109	307	42	83	169	14	0	24	68	0-6	10	28-1	55	1	2	13	.345	.550	
Robertson, Kramer	.000	2	1	0	0	0	0	0	0	1	0-0	0	0-0	0	0	0	0	.000	.000	
Romine, Austin	.154	11	26	2	4	5	1	0	0	0	0-0	0	2-0	7	0	0	0	.214	.192	
Sosa, Edmundo	.189	53	122	17	23	33	4	3	0	8	0-0	5	4-0	38	3	1	3	.244	.270	
Spangenberg, Cory	.000	1	0	0	0	0	0	0	0	0	0-0	0	0-0	0	0	0	0	.000	.000	
Yepez, Juan	.253	76	253	27	64	113	13	0	12	30	0-4	1	16-0	61	0	0	6	.296	.447	
ST. LOUIS	.252	162	5496	772	1386	2309	290	21	197	739	5-45	80	537-11	1226	95	25	112	.325	.420	
OPPONENTS	.247	162	5409	637	1335	2064	249	21	146	614	14-39	60	489-11	1177	49	20	157	.314	.382	



2022 CARDINALS FINAL STATISTICS

PITCHING

PITCHER	W-L	ERA	G	GS	CG	GF	SHO	SV	IP	H	R	ER	HR	BB-IBB	SO	WP	AVG
Brooks, Aaron	0-0	7.71	5	0	0	3	0	0	9.1	11	8	8	3	2-0	7	0	.275
Cabrera, Génesis	4-2	4.63	39	0	0	4	0	1	44.2	39	24	23	8	20-3	32	1	.231
Dickerson, Corey	0-0	0.00	1	0	0	1	0	0	1	2	0	0	0	1-0	0	0	.400
Fernández, Junior	0-0	2.93	13	0	0	2	0	0	15.1	17	6	5	3	8-0	12	1	.283
Flaherty, Jack	2-1	4.25	9	8	0	0	0	0	36	36	18	17	4	22-0	33	0	.259
Gallegos, Giovanni	3-6	3.05	57	0	0	30	0	14	59	42	23	20	6	18-1	73	2	.197
Helsley, Ryan	9-1	1.25	54	0	0	33	0	19	64.2	28	11	9	6	20-1	94	1	.128
Hicks, Jordan	3-6	4.84	35	8	0	2	0	0	61.1	46	33	33	5	35-0	63	5	.210
Hudson, Dakota	8-7	4.45	27	26	0	0	0	0	139.2	141	71	69	9	61-0	78	4	.273
Knizner, Andrew	0-0	0.00	1	0	0	1	0	0	0.2	1	0	0	0	0-0	0	0	.333
Liberatore, Matthew	2-2	5.97	9	7	0	1	0	0	34.2	42	23	23	5	18-0	28	5	.304
Matz, Steven	5-3	5.25	15	10	0	1	0	0	48	50	28	28	8	10-0	54	1	.256
McFarland, T.J.	0-0	6.61	28	0	0	11	0	0	32.2	42	26	24	5	11-0	16	2	.323
Mikolas, Miles	12-13	3.29	33	32	1	0	0	0	202.1	170	81	74	25	39-0	153	1	.226
Molina, Yadier	0-0	18.00	2	0	0	2	0	0	2	6	4	4	2	0-0	1	0	.500
Montgomery, Jordan	6-3	3.11	11	11	1	0	1	0	63.2	56	24	22	6	13-0	61	1	.232
Naile, James	0-0	5.00	7	0	0	4	0	0	9	8	5	5	2	2-0	5	0	.229
Naughton, Packy	0-2	4.78	26	3	0	5	0	1	32	39	17	17	3	7-1	31	1	.295
Oviedo, Johan	2-1	3.20	14	1	0	3	0	0	25.1	26	9	9	4	7-0	26	1	.260
Pallante, Andre	6-5	3.17	47	10	0	4	0	0	108	113	39	38	9	40-2	73	4	.274
Pujols, Albert	0-0	36.00	1	0	0	1	0	0	1	3	4	4	2	1-0	0	0	.500
Quintana, José	3-2	2.01	12	12	0	0	0	0	62.2	54	18	14	1	16-0	48	0	.238
Romero, JoJo	0-0	3.77	15	0	0	4	0	0	14.1	9	6	6	2	9-0	16	0	.191
Rondón, Angel	1-0	0.00	1	0	0	0	0	0	5	1	0	0	0	3-0	4	0	.059
Stratton, Chris	5-0	2.78	20	0	0	9	0	0	22.2	22	8	7	0	12-0	23	1	.262
Thompson, Zack	1-1	2.08	22	1	0	4	0	1	34.2	20	9	8	3	14-0	27	1	.164
VerHagen, Drew	3-1	6.65	19	0	0	3	0	0	21.2	27	18	16	5	14-1	18	0	.300
Wainwright, Adam	11-12	3.71	32	32	1	0	0	0	191.2	192	80	79	16	54-1	143	5	.261
Walsh, Jake	0-1	13.50	3	0	0	1	0	0	2.2	3	4	4	0	2-0	5	0	.250
Whitley, Kodi	2-0	5.68	14	0	0	5	0	0	12.2	11	8	8	2	9-0	12	0	.234
Wittgren, Nick	1-0	5.90	29	0	0	9	0	1	29	35	19	19	1	10-0	17	3	.299
Woodford, Jake	4-0	2.23	27	1	0	16	0	0	48.1	43	13	12	1	11-1	24	3	.249
ST. LOUIS	93-69	3.79	162	162	3	159	17	37	1435.2	1335	637	605	146	489-11	1177	43	.247
OPPONENTS	69-93	4.55	162	162	1	161	16	36	1426.1	1386	772	721	197	537-11	1226	51	.252

2022 CARDINALS LEADERS

BATTING

AverageGoldschmidt317
On-Base PercentageGoldschmidt404
Slugging PercentageGoldschmidt578
GamesEdman153
At-BatsEdman577
RunsGoldschmidt106
HitsGoldschmidt178
DoublesArenado42
TriplesCarlson/Edman4
Home RunsGoldschmidt35
RBIGoldschmidt115
WalksGoldschmidt79
StrikeoutsGoldschmidt141
Sacrifice Bunts5 players1
Sacrifice FliesO'Neill7
Stolen BasesEdman32
Caught StealingO'Neill4
GIDPArenado15

PITCHING

ERA (starter)Mikolas3.29
ERA (reliever)Helsley1.25
WinsMikolas12
LossesMikolas13
GamesGallegos57
Games StartedMikolas/Wainwright32
Games FinishedHelsley33
Complete Games3 players1
SavesHelsley19
ShutoutsMontgomery1
InningsMikolas202.1
StrikeoutsMikolas153
WalksHudson61
Opp. AverageMikolas226
WHIPMikolas1.03
GIDP InducedHudson25
GIDP/9 IPWainwright0.70

2022 CARDINALS HIGHS & LOWS

TEAM MISCELLANEOUS

Longest Winning Streak	8	8/14-23
Longest Losing Streak	4	7/3-7/6
Longest Game - Innings	13	8/31 at CIN
Longest Game - Time (overall)	4:48	8/31 at CIN
Longest Game - Time (9-inn game)	%4:25	8/7 vs. NYY
Shortest Game - Time (9-inn game)	1:54	6/9 at TB
Largest Crowd - Home	#48,581	8/6 vs. NYY
Largest Crowd - Road	52,527	9/24 at LAD
Largest Margin of Victory	14 runs (18-4)	5/22 at PIT
Largest Margin of Defeat	*11 runs (16-5)	8/9 at COL
Largest Comeback Win	5 runs	6/13 vs. PIT
Comeback Wins (4 or more runs)	3* 4 runs	9/7 vs. WSH
Most Left on Base	*13	7/23 at CIN
Most Errors	3	5/7 at SF
Longest Errorless Streak (Games)	9	6/17-6/25
Most Double Plays Turned-Cardinals	*4	9/3 vs. CHI
Most Double Plays Turned-Opponent	4	5/23 vs. TOR

TEAM BATTING

Most Runs - Inning - Cards	8 (9th)	8/20 at ARI
Most Runs - Inning - Opponent	9 (3rd)	8/9 at COL
Most Runs - 1st Inning - Cards	6	10/1 vs. PIT
Most Runs - 1st Inning - Opponent	5	7/5 at ATL
Most Runs - Game - Cards	18	5/22 at PIT
Most Runs - Game - Opponent	16	8/9 at COL
Most Runs - Game - Both Clubs	23	8/20 at ARI
Most Hits - Game - Cards	20	5/22 at PIT
Most Hits - Game - Opponent	*18	9/8 vs. WSH
Most Hits - Game - Both Clubs	31	8/10 at COL
Fewest Hits - Game - Cards	*2	9/21 at SD
Most Extra-Base Hits - Game - Cards	10	9/23 at LAD
Most Bunt Hits - Game - Cards	*1	9/17[2] vs. CIN
Most Singles - Game - Cards	15	4/28 vs. ARI
Most Doubles - Game - Cards	*6	9/27 at MIL
Most Triples - Game - Cards	*2	8/25 at CHI
Most Home Runs - Game - Cards	*5	9/23 at LAD
Most Home Runs - Game - Opponent	4	5/1 vs. ARI
Longest Home Run Streak (Games)	13	7/15-8/4
Most Stolen Bases - Game - Cards	4	4/23 at CIN
Most Stolen Bases - Game - Opponent	*3	7/5 at ATL

TEAM PITCHING

Most Strikeouts - Game - Cards	*13	9/27 at MIL
Most Strikeouts - Game - Opponent	19	7/7 at ATL
Fewest Strikeouts - Game - Cards	1	5/8 at SF
Fewest Strikeouts - Game - Opponent	1	5/13 vs. SF
Most Walks - Game - Cards	*8	5/24 vs. TOR
Most Walks - Game - Opponent	9	5/4 at KC
Fewest Walks - Game - Cards	*0	9/17[2] vs. CIN
Fewest Walks - Game - Opponents	*0	8/24 at CHI
Fewest Hits Allowed	*1	8/22 at CHI

INDIVIDUAL BATTING

Longest Hit Streak-Games	25	Goldschmidt 5/7-6/3
Longest HR Streak-Games	4	Goldschmidt 7/16-24
Longest Run Streak-Games	*6	Knizner 8/20-29
Longest RBI Streak-Games	*6	Pujols 9/10-16
Longest On-Base Streak-Games	46	Goldschmidt 4/22-6/10
Most Runs - Game	*3	O'Neill 8/29 at CIN
Most Hits - Game	*4	Arenado 8/27 vs. ATL
Most Bunt Hits - Game	*1	Burleson 9/17[2] vs. CIN
Most Doubles - Game	*3	Arenado 8/19 at ARI
Most Triples - Game	2	Nootbaar 8/10 at COL
Most Home Runs - Game	*2	Pujols 9/23 at LAD
Grand Slams - Last	*1	Dickerson 10/1 vs. PIT
Most RBI - Game	*5	Pujols 9/23 at LAD
Most SB - Game	3	Bader 4/23 at CIN
Most Walks - Game	4	Goldschmidt 4/7 vs. PIT
Most Int. Walks - Game	2	Edman 7/23 at CIN
Most HBP - Game	*2	O'Neill 8/16 vs. COL

INDIVIDUAL PITCHING

Most Strikeouts Game-Starter	10	Wainwright 5/31 vs. SD
Most Strikeouts Game-Reliever	*5	Helsley 7/2 at PHI
Longest Winning Streak	6	Helsley 7/2-present
Longest Losing Streak	*4	Pallante 6/15-7/5
Most IP Game-Starter	*9.0	Montgomery 8/22 at CHI
Most IP Game-Reliever	5.0	Rondón 5/22 at PIT
Consecutive Scoreless IP	19.1	Quintana 9/11-28
Fewest Hits Allowed - CG	1	Montgomery 8/22 at CHI

* *Happened more than once - last time listed.*

Busch Stadium III record

% *Busch Stadium III nine-inning record*

^ *Franchise record*



2022 CARDINALS DETAILED HITTING

Player	Multi-Hit Games						GWRBI	2RBI	Multi-RBI Games				Total	Hits		2-out RBI
	2H	3H	4H	5H	6H	Tot.			3RBI	4RBI	5RBI	6+RBI		Infield	Bunt	
Arenado	33	9	4			46	14	19	9	1	1	30	9		40	
Bader	12	3				15	2	5	1			6	8		5	
Burleson								1				1	1	1		
Capel								1				1				
Carlson	21	4				25	6	7	2			9	12	2	15	
DeJong	4		1			5	5	4	1	2		7	1		10	
DeLuzio	1					1										
Dickerson	12	4	2			18	2	6	2	1		9	6		13	
Donovan	19	6	1			26	3	8	1	2		11	13	1	15	
Edman	30	11				41	5	10	3			13	20	1	21	
Goldschmidt	34	12	3			49	12	19	10	4	2	35	15		46	
Gorman	11	2	2			15	5	4	2	2		8	2		18	
Herrera	1					1	1									
Knizner	12	2				14	2	3	3			6	4		14	
Molina	12	1				13	2	3	2	1		6	2		4	
Nootbaar	9	3				12	2	6	3			9	9	3	14	
O'Neill	16	3				19	12	7	7		1	15	8		18	
Pujols	13	4	2			19	8	10	4	2	2	18	2		28	
Romine													1			
Sosa	5					5	2	1				1	7		3	
Yepez	14	2				16	3	3	1		1	5	6		14	
TOTALS	259	66	15	0	0	340	86	115	53	15	7	0	190	126	8	278

*The Cardinals scored 289 two-out runs.

2022 CARDINALS LINEUP

GAMES STARTED BY EACH POSITION IN BATTING ORDER

1. Edman 86, Carlson 29, Donovan 25, Nootbaar 20, Bader 1, Gorman 1
2. Goldschmidt 44, Donovan 36, Gorman 23, Carlson 16, Edman 12, O'Neill 12, Nootbaar 6, Yezpez 5, Dickerson 3, Pujols 3, Bader 1, Burleson 1
3. Goldschmidt 106, Arenado, 26, O'Neill 25, Pujols 2, Carlson 1, Dickerson 1, Yezpez 1
4. Arenado 121, Pujols 15, Yezpez 14, Dickerson 4, O'Neill 4, Gorman 3, Carlson 1
5. Pujols 32, Dickerson 31, Gorman 26, Yezpez 25, O'Neill 17, Donovan 16, Carlson 6, Molina 3, DeJong 2, Burleson 2, Nootbaar 2
6. O'Neill 25, Carlson 24, Pujols 21, Yezpez 15, Nootbaar 14, DeJong 12, Dickerson 12, Edman 10, Bader 7, Gorman 7, Donovan 5, Molina 5, Burleson 3, Knizner 1, Sosa 1
7. Carlson 28, DeJong 22, Bader 18, Molina 14, Dickerson 13, Nootbaar 11, Gorman 10, Burleson 7, Donovan 7, Pujols 7, Sosa 7, Yezpez 5, Edman 4, Knizner 4, O'Neill 3, Capel 2
8. Molina 49, Knizner 31, Bader 24, Sosa 15, Nootbaar 14, DeJong 8, Donovan 6, Dickerson 5, Capel 4, Gorman 3, Carlson 2, O'Neill 1
9. Knizner 42, Edman 30, Nootbaar 15, Bader 14, DeJong 14, Donovan 13, Sosa 8, Romine 7, Herrera 6, DeLuzio 4, Dickerson 4, Carlson 3, Burleson 1, O'Neill 1

Unique Lineups Used: 152

GAMES STARTED BY POSITION

- C** Knizner 78, Molina 71, Romine 7, Herrera, 6
- 1B** Goldschmidt 127, Pujols 20, Yezpez 8, Donovan 6, Burleson 1
- 2B** Edman 67, Gorman 62, Donovan 32, DeJong 1
- SS** Edman 74, DeJong 57, Sosa 25, Donovan 6
- 3B** Arenado 131, Donovan 21, Sosa 6, Yezpez 3, Edman 1
- LF** O'Neill 67, Dickerson 53, Yezpez 21, Donovan 16, Burleson 2, Nootbaar 2, Capel 1
- CF** Bader 65, Carlson 62, O'Neill 20, Nootbaar 11, DeLuzio 4
- RF** Nootbaar 66, Carlson 47, Donovan 16, Yezpez 15, Burleson 9, Dickerson 5, Capel 4
- P** Wainwright 32, Mikolas 32, Hudson 26, Quintana 12, Montgomery 11, Pallante 10, Matz 10, Hicks 8, Flaherty 8, Liberatore 7, Naughton 3, Oviedo 1, Thompson 1, Woodford 1
- DH** Pujols 69, Goldschmidt 23, Yezpez 18, Arenado 16, Dickerson 15, Donovan 11, Gorman 11, Nootbaar 3, Burleson 2, Capel 1, Carlson 1, O'Neill 1

WELCOME TO THE SHOW!

The Cardinals had 13 rookies make their Major League debut during the 2022 season, eight position players and five pitchers.

Pos.	Player	Date	Opponent	Age	Debut Stats
RHP	Andre Pallante	April 10	vs. Pittsburgh Pirates	23.204	Relief: ND, 1 IP, 2 H, ER, BB
INF/OF	Brendan Donovan	April 25	vs. New York Mets	25.099	Pinch ran: R
INF/OF	Juan Yezpez	May 4	at Kansas City Royals	24.074	Started RF: 2-3, 2 2B, R
INF	Kramer Robertson	May 10	vs. Baltimore Orioles	27.232	Pinch ran/DH: No PA
RHP	Jake Walsh	May 11	vs. Baltimore Orioles	26.295	Relief: ND, 2 IP, H, 4 K
2B	Nolan Gorman	May 20	at Pittsburgh Pirates	22.010	Started 2B: 1-3, BB, R
LHP	Matthew Liberatore	May 21	at Pittsburgh Pirates	22.196	Started: ND, 4.2 IP, 7 H, 4 ER, 2 BB, 3 K
C	Iván Herrera	May 24	vs. Toronto Blue Jays	21.357	Def. replacement at C: No PA
LHP	Zack Thompson	June 3	at Chicago Cubs	24.218	Relief: Sv, 4.0 IP, 3 H, ER, BB, 3 K
RHP	James Naile	June 27	vs. Miami Marlins	29.139	Relief: ND, 1.0 IP, H
OF	Conner Capel	June 27	vs. Miami Marlins	25.039	Def. replacement in LF: No PA
OF	Ben DeLuzio	Sept. 2	vs. Chicago Cubs	28.024	Pinch hit/CF: 0-0, BB, R
OF	Alec Burleson	Sept. 8	vs. Washington Nationals	23.287	Started RF: 0-4, BB, R



2022 CARDINALS DEFENSE

CARDINALS 2022 DEFENSE																
	FIELDING GEMS	OUTFIELD ASSISTS					ERRORS			BASE-STEALING			PITCHER'S		CATCHING	
		1	2	3	H	T	T	F	OTHER	CS	ATT	PCT	CS	PKOFF	ERA	WP
Arenado	30						7	5	0							
Bader	6		2	1		3	0	0	0							
Brooks	0						0	0	0	0	1	0%	0	0		0
Burleson	0						0	0	0							
Cabrera	0						0	0	0	1	2	50%	1	1		1
Capel	1						0	0	0							
Carlson	12		2	2	2	2	8	1	1	0						
DeJong	1						6	3	0							
DeLuzio	0						0	0	0							
Dickerson	0						0	1	0							
Donovan	9		1	1	2	4	4	2	1							
Edman	18						5	1	0							
Fernández	0						0	0	0	0	0	0%	0	0		1
Flaherty	0						2	0	0	0	1	0%	0	0		0
Gallegos	0						0	0	0	0	2	0%	0	0		2
Goldschmidt	13						0	1	0							
Gorman	5						5	3	0							
Helsley	0						0	0	0	0	1	0%	0	0		1
Herrera	0						0	0	0	0	1	0%	0	0	4.27 (28er/59.0 ic)	5 1
Hicks	0						0	0	0	1	5	20%	0	0		5
Hudson	0						0	0	0	4	8	50%	0	0		4
Knizner	1						3	1	*3	6	27	22%	0	0	3.95 (301 er/685.1 ic)	19 3
Liberatore	0						0	0	0	0	1	0%	0	0		5
Matz	0						0	1	0	0	0	0%	0	0		1
McFarland	0						0	0	0	1	2	50%	1	0		2
Mikolas	0						0	0	0	3	6	50%	0	0		1
Molina	1						2	1	0	10	29	35%	0	0	3.52 (246 er/631.1 ic)	15 1
Montgomery	0						0	0	0	1	1	100%	1	1		1
Naile	0						0	0	0	0	1	0%	0	0		0
Naughton	1						0	0	0	0	1	0%				1
Nootbaar	6		2	2	4	8	0	2	0							
O'Neill	4		3			3	0	1	0							
Oviedo	0						0	0	0	0	2	0%	0	0		1
Pallante	0						0	0	0	2	7	29%	0	0		4
Pujols	1						0	0	0							
Quintana	0						0	0	0	0	2	0%	0	0		0
Robertson	0						1	0	0							
Romine	0						0	0	0	0	7	0%	0	0	4.29 (30 er/63.0 ic)	3 0
Rondón	0						0	0	0	0	1	0%	0	0		0
Romero	0						0	0	0	1	1	100%	1	0		0
Sosa	5						2	1	0							
Thompson	1						0	0	0	0	1	0%	0	0		3
VerHagen	0						0	0	0	0	3	0%	0	0		0
Wainwright	1						0	0	0	4	10	40%	0	0		5
Wittgren	0						0	0	0	0	0	0%	0	0		3
Woodford	0						0	0	0	0	1	0%	0	0		3
Yepez	0		1		1	2	1	1	0							
TOTALS	111	2	11	6	9	28	37	25	4	20	70	29%	4	2	3.79 (605 er/1,435.2 ic)	42 5

* Catchers Interference

2022-23 CARDINALS TRANSACTIONS

January 27: Signed RHP Aaron Brooks to a minor league contract with an invite to spring training.

March 11: Signed RHP Drew VerHagen to a two-year contract (2022-23).

March 13: Signed RHP Nick Wittgren to a one-year contract for the 2022 season.

March 15: Signed RHP Zach McAllister to a minor league contract and invited him to spring training.

March 18: Signed OF Corey Dickerson to a one-year contract for the 2022 season.

March 21: Claimed LHP Packy Naughton off waivers from the Los Angeles Angels.

March 22: Optioned LHP Brandon Waddell to Memphis (AAA). Re-assigned RHP Trent Baker, 1B Luken Baker, INF Delvin Perez, INF Jordan Walker, and C Pedro Pages to minor league camp. Agreed to terms with 20 of 21 pre-arbitration eligible players. Renewed OF Dylan Carlson. Agreed to terms on 2022 contracts with RHP Jack Flaherty, RHP Giovanny Gallegos, RHP Jordan Hicks, RHP Dakota Hudson, and RHP Alex Reyes.

Placed RHP Alex Reyes (right shoulder) on the 60-day Injured List. Selected the contract of RHP Aaron Brooks. Signed INF/OF Cory Spangenberg to a minor league contract and invited him to Spring Training.

March 25: Optioned LHP Packy Naughton, RHP Johan Quezada, RHP Angel Rondón and RHP T.J. Zeuch to Memphis (AAA). Assigned LHP Zack Thompson to minor league camp.

March 26: Signed RHP Blake Parker to a minor league contract and invited him to Spring Training.

March 28: Signed INF Albert Pujols to a one-year contract for the 2022 season. Optioned RHP Junior Fernandez, RHP Johan Oviedo and RHP Freddy Pacheco to Memphis (AAA). Designated RHP Johan Quezada for assignment.

March 30: Re-assigned RHP James Naile, RHP Zach McAllister, LHP Kyle Ryan, C Clint Coulter, INF Nolan Gorman, INF Kramer Robertson, INF Anderson Tejeda, OF Alec Burleson, and OF Conner Capel to minor league camp. RHP Johan Quezada outrighted to the Springfield roster.

March 31: Re-assigned RHP Jacob Bosiokovic to the minors. Optioned C Ali Sánchez and 1B/OF Juan Ypez to Memphis (AAA). Optioned C Ivan Herrera to Memphis (AAA) following the game.

April 1: Re-assigned LHP Matthew Liberatore and RHP Blake Parker to minor league camp.

April 3: Optioned INF Brendan Donovan to Memphis (AAA). Agreed with OF Harrison Bader on a two-year (2022-23) contract, avoiding an arbitration hearing.

April 4: Optioned RHP Jake Walsh to Memphis (AAA). Re-assigned LHP Connor Thomas, C Julio Rodriguez and INF Cory Spangenberg to the minor league camp. Placed RHP Jack Flaherty on the 10-day Injured List.

April 7: Selected the contract of RHP Andre Pallante. Outrighted LHP Brandon Waddell to Memphis (AAA).

April 22: Placed RHP Drew VerHagen (right hip impingement) on the 10-day Injured List. Recalled LHP Packy Naughton from Memphis (AAA).

April 24: Optioned OF Lars Nootbaar to Memphis (AAA), following the game.

April 25: Recalled INF Brendan Donovan from Memphis (AAA).

April 28: LHP Génesis Cabrera served one-game MLB suspension.

April 30: 3B Nolan Arenado served one-game MLB suspension.

May 1: Optioned LHP Packy Naughton to Memphis (AAA).

May 2: RHP Aaron Brooks was designated for assignment.

May 3: LHP Packy Naughton was recalled from Memphis (AAA). LHP Steven Matz was placed on the Bereavement List. INF Edmundo Sosa was placed on the Injured List. 1B/OF Juan Ypez was recalled from Memphis (AAA).

May 5: RHP Aaron Brooks outrighted to Memphis (AAA).

May 6: RHP Adam Wainwright was placed on the Injured List. LHP Steven Matz was activated off the Bereavement List.

May 10: Sent INF Edmundo Sosa to Springfield (AA) on injury rehabilitation assignment. Optioned SS Paul DeJong to Memphis (AAA). Purchased the contract of INF Kramer Robertson from Memphis (AAA). Optioned RHP Kodi Whitely to Memphis (AAA), following the game.

May 11: Recalled RHP Jake Walsh from Memphis (AAA). Optioned INF Kramer Robertson to Memphis (AAA), following the game.

May 12: Activated INF Edmundo Sosa from the Injured List. Sent RHP Drew VerHagen (right hip) to Springfield (AA) for injury rehabilitation assignment.

May 14: Activated RHP Drew VerHagen (right hip) from the 10-day injured list. Optioned LHP Packy Naughton to Memphis (AAA).

May 15: Activated RHP Adam Wainwright from the injured list. Optioned RHP Jake Woodford to Memphis (AAA).

May 17: Recalled LHP Packy Naughton as the 27th man for the doubleheader. LHP Packy Naughton returned to Memphis following the doubleheader.



2022-23 CARDINALS TRANSACTIONS

(Continued)

May 20: Placed OF Tyler O'Neill (right shoulder impingement) on 10-day injured list (retroactive to May 18). Transferred RHP Jack Flaherty to 60-day injured list. Selected the contract of INF Nolan Gorman from Memphis (AAA). RHP Jake Walsh optioned to Memphis (AAA) following the game.

May 21: Selected LHP Matthew Liberatore from Memphis (AAA). Designated RHP T.J. Zeuch for assignment.

May 22: Optioned LHP Matthew Liberatore to Memphis (AAA). RHP Angel Rondón recalled from Taxi Squad. Optioned RHP Angel Rondón to Memphis (AAA) following the game.

May 23: Placed LHP Steven Matz (left shoulder impingement) on the 15-day Injured List and OF Dylan Carlson (left hamstring strain) on the 10-day Injured List (retroactive to May 22). Placed catcher Yadier Molina on the Bereavement List. Recalled RHP Junior Fernández, LHP Matthew Liberatore, OF Lars Nootbaar, and C Iván Herrera from Memphis (AAA).

May 26: Placed RHP Jordan Hicks (right forearm flexor) on the 15-day Injured List (retroactive to May 25). Optioned RHP Junior Fernández and C Iván Herrera to Memphis (AAA). Recalled RHP Kodi Whitley and RHP Jake Woodford from Memphis (AAA). Activated C Yadier Molina from the Bereavement List.

May 27: RHP T.J. Zeuch given his unconditional release.

May 30: Recalled LHP Packy Naughton from Memphis (AAA). Optioned RHP Jake Woodford to Memphis.

June 2: LHP Matthew Liberatore and RHP Kodi Whitley optioned to Memphis, following game.

June 3: Recalled RHP Johan Oviedo from Memphis (AAA) and selected the contract of LHP Zack Thompson from Memphis. Memphis INF Kramer Robertson designated for assignment. OF Tyler O'Neill sent to Memphis (AAA) on injury rehabilitation assignment. OF Dylan Carlson sent to Springfield (AA) on injury rehabilitation assignment.

June 4: Recalled RHP Jake Woodford as 27th player for doubleheader. Returned RHP Jake Woodford to Memphis, following game.

June 5: Placed OF Corey Dickerson (left calf strain) on the 10-day Injured List. Recalled RHP Jake Walsh from Memphis (AAA). Memphis (AAA) INF Kramer Robertson claimed on waivers by Atlanta Braves.

June 8: Activated OF Tyler O'Neill from the 10-day Injured List and optioned RHP Jake Walsh optioned to Memphis (AAA). Transferred injury rehabilitation assignment of OF Dylan Carlson to Memphis (AAA).

June 9: Optioned OF Lars Nootbaar to Memphis (AAA) following the game.

June 10: Activated OF Dylan Carlson from the 10-day Injured List. Transferred injury rehabilitation assignment of RHP Jack Flaherty to Memphis (AAA).

June 14: Recalled LHP Matthew Liberatore as 27th player for doubleheader. Returned LHP Matthew Liberatore to Memphis (AAA) following the game.

June 15: Activated RHP Jack Flaherty from the 60-day Injured List. Optioned LHP Packy Naughton to Memphis (AAA). Designated C Ali Sánchez for assignment.

June 16: Sent OF Corey Dickerson to Memphis (AAA) to begin injury rehabilitation assignment.

June 17: Placed C Yadier Molina (right knee inflammation) on the 10-day injured List. Recalled C Iván Herrera from Memphis (AAA).

June 20: Placed OF Tyler O'Neill (left knee strain) on the 10-day injured list. Recalled OF Lars Nootbaar from Memphis (AAA).

June 22: Placed LHP T.J. McFarland on the Injured List. Recalled RHP Junior Fernández from Memphis (AAA).

June 24: Placed RHP Drew VerHagen (right shoulder impingement) on the 15-day injured list. Recalled LHP Packy Naughton from Memphis (AAA). Sent RHP Jordan Hicks to Memphis (AAA) to begin injury rehabilitation assignment.

June 25: Placed LHP Genesis Cabrera on the injured list. Recalled RHP Jake Woodford from Memphis (AAA).

June 27: Placed OF Harrison Bader (right foot planter fasciitis) the 10-day injured list. Placed RHP Jack Flaherty (right shoulder strain) on the 15-day injured list. Selected the contracts of RHP James Naile and OF Conner Capel from Memphis (AAA).

July 2: Activated RHP Jordan Hicks (right forearm flexor) from the 15-day Injured List. Recalled LHP Matthew Liberatore from Memphis (AAA). Optioned RHP Jake Woodford to Memphis. RHP Nick Wittgren designated for assignment.

July 4: Selected the contract of C Austin Romine from Memphis (AAA). Optioned C Iván Herrera to Memphis. Sent OF Tyler O'Neill (left hamstring strain) to Memphis on injury rehabilitation assignment.

July 7: RHP Jake Woodford removed from Taxi Squad and sent to Memphis (AAA).

July 8: Activated LHP Génesis Cabrera from the Injured List. Optioned RHP James Naile to Memphis (AAA). Designated RHP Angel Rondón for assignment.

July 9: Activated OF Corey Dickerson from the 10-Day Injured List. Optioned OF Conner Capel to Memphis (AAA). RHP Nick Wittgren given outright release.

July 11: Activated LHP T.J. McFarland from the Injured List. Transferred RHP Jack Flaherty to the 60-Day Injured List. Optioned LHP Zack Thompson to Memphis (AAA).

July 12: Optioned LHP Matthew Liberatore to Memphis (AAA) following the game.

2022-23 CARDINALS TRANSACTIONS

(Continued)

July 13: Activated RHP Drew VerHagen from the 15-Day Injured List. Sold the contract of LHP Brandon Waddell to the Doosan Bears of the Korean Baseball Organization. RHP Angel Rondón claimed off waivers by the San Francisco Giants.

July 14: Activated OF Tyler O'Neill from the 10-day Injured List. Optioned OF Lars Nootbaar to Memphis (AAA).

July 15: Placed RHP Dakota Hudson (neck strain) on the 15-day Injured List and 1B/OF Juan Ypez (right forearm strain) on the 10-day Injured List. Recalled OF Lars Nootbaar and LHP Zack Thompson from Memphis (AAA).

July 17: Activated LHP Steven Matz from the 15-day Injured List. Placed RHP Drew VerHagen (right hip impingement) to the 15-day Injured List, retroactive to July 15.

July 22: Sent OF Harrison Bader to Memphis (AAA) on injury rehabilitation assignment.

July 24: Placed LHP Steven Matz (left knee sprain) on the 15-day Injured List. Recalled RHP James Naile from Memphis (AAA). Sent RHP Dakota Hudson to Memphis (AAA) on injury rehabilitation assignment.

July 25: Placed 1B Paul Goldschmidt, 3B Nolan Arenado, C Austin Romine on Restricted List. C Iván Herrera recalled as substitute for Romine. INF Cory Spangenberg selected as substitute for Goldschmidt. OF Conner Capel recalled as substitute for Arenado.

July 28: Reinstated 1B Paul Goldschmidt, 3B Nolan Arenado and C Austin Romine from Restricted List. Optioned C Iván Herrera and OF Conner Capel to Memphis (AAA). Outrighted INF Cory Spangenberg to Memphis (AAA). Sent C Yadier Molina to Memphis (AAA) on an injury rehabilitation assignment.

July 30: Activated RHP Dakota Hudson from the 15-day Injured List. Optioned RHP James Naile to Memphis (AAA). Traded INF Edmundo Sosa to Philadelphia in exchange for LHP JoJo Romero and assigned him to Memphis (AAA). Recalled SS Paul DeJong from Memphis (AAA).

August 1: Acquired LHP Jose Quintana and RHP Chris Stratton from Pittsburgh in exchange for RHP Johan Oviedo and INF Malcom Nuñez. Designated C Austin Romine for assignment.

August 2: Activated C Yadier Molina from the 10-Day Injured List. Optioned RHP Junior Fernández to Memphis (AAA). Acquired LHP Jordan Montgomery from the Yankees in exchange for OF Harrison Bader. Traded C Austin Romine to Cincinnati for cash considerations.

August 4: Added RHP James Naile as the 27th Player for today's doubleheader. Returned RHP James Naile to Memphis (AAA) following the doubleheader. Optioned LHP Zack Thompson to Memphis (AAA).

August 5: Claimed INF Kramer Robertson off waivers from the New York Mets and optioned him to Memphis (AAA). Transferred RHP Drew VerHagen from the 15-Day to the 60-Day Injured List.

August 9: Sent INF/OF Juan Ypez to Memphis to begin an injury rehabilitation assignment.

August 10: Designated LHP T.J. McFarland for assignment. Recalled RHP Jake Woodford from Memphis (AAA). Sent RHP Jack Flaherty to Memphis (AAA) to begin an injury rehabilitation assignment.

August 16: Sent RHP Jack Flaherty to Springfield (AA) to begin an injury rehabilitation assignment.

August 19: Placed RHP Ryan Helsley on Paternity Leave. Recalled LHP JoJo Romero from Memphis (AAA). Activated INF/OF Juan Ypez from 10-day Injured List (right forearm strain) and optioned to Memphis (AAA). C Iván Herrera added as a member of the Taxi Squad.

August 20: Placed C Yadier Molina on the Restricted List. Recalled C Iván Herrera from Memphis (AAA).

August 22: Activated C Yadier Molina from the Restricted List. C Iván Herrera was optioned to Memphis (AAA) and will remain with the team on the Taxi Squad. RHP Ryan Helsley was activated from the Paternity List and placed on the Restricted List. LHP Matthew Liberatore added to Taxi Squad.

August 23: Added LHP Matthew Liberatore as the 27th player for the doubleheader.

August 24: Returned LHP Matthew Liberatore to Memphis (AAA). C Iván Herrera removed from Taxi Squad.

August 26: Activated RHP Ryan Helsley from the Restricted List. Placed 3B Nolan Arenado on the Paternity List. Recalled 1B/OF Juan Ypez from Memphis (AAA). Optioned LHP Packy Naughton to Memphis (AAA).

August 27: Reinstated 3B Nolan Arenado from the Paternity List. Recalled LHP Zack Thompson from Memphis (AAA). Optioned LHP Génesis Cabrera and 1B/OF Juan Ypez to Memphis (AAA).

September 1: Selected the contract of OF Ben DeLuzio from Memphis (AAA). Recalled RHP James Naile from Memphis (AAA).

September 5: Activated RHP Jack Flaherty from the 60-Day Injured List. Optioned RHP Dakota Hudson to Memphis (AAA). Designated RHP Junior Fernández for assignment.

September 6: Sent LHP Steven Matz to Springfield (AA) for injury rehabilitation assignment.

September 7: Selected OF Alec Burses from Memphis (AAA). Designated OF Conner Capel for assignment. Placed OF Dylan Carlson 10-day Injured List (left hand thumb sprain). RHP Junior Fernández claimed off waivers by Pittsburgh.



2022-23 CARDINALS TRANSACTIONS

(Continued)

September 9: RHP James Naile optioned to Memphis (AAA) following the game. OF Conner Capel claimed off waivers by Oakland.

September 10: Recalled LHP Packy Naughton from Memphis (AAA).

September 13: Sent LHP Steven Matz to Memphis (AAA) for injury rehabilitation assignment.

September 16: Sent OF Dylan Carlson to Memphis (AAA) for injury rehabilitation assignment.

September 17: Added RHP Dakota Hudson as the 29th Player for the doubleheader. Placed OF Tyler O'Neill (left hamstring strain) on the 10-Day Injured List. Activated OF Dylan Carlson from the 10-Day Injured List. Activated OF Steven Matz from the 15-Day Injured List. Placed Jordan Hicks (right arm fatigue/right neck spasm) on the 15-Day Injured List. Returned RHP Dakota Hudson to Memphis (AAA) following the doubleheader.

September 19: Optioned INF Nolan Gorman to Memphis (AAA). Recalled INF/OF Juan Ypez from Memphis.

September 21: Recalled RHP Dakota Hudson from Memphis (AAA). LHP Packy Naughton optioned to Memphis (AAA) and transferred to the Taxi Squad.

October 5: Optioned RHP Dakota Hudson and LHP JoJo Romero to Memphis (AAA). Activated RHP Jordan Hicks from the 15-day Injured List. Recalled LHP Matthew Liberatore from Memphis/Taxi Squad.

November 1: 1B Albert Pujols and C Yadier Molina retired.

November 6: LF Corey Dickerson and LHP José Quintana elected free agency. Hired Matt Holliday as Bench Coach. Named Dusty Blake as Pitching Coach, Turner Ward as Hitting Coach, Brandon Allen as Assistant Hitting Coach, and Julio Rangel as Assistant Pitching Coach/Bullpen.

November 8: Purchased OF Moisés Gómez from Memphis (AAA). Activated RHP Drew VerHagen from the 60-day Injured List.

November 9: Acquired SS Jose Fermín from the Cleveland Guardians in exchange for cash.

November 18: RHP Alex Reyes and CF Ben DeLuzio elected free agency.

December 6: Agreed to terms with RHP Guillermo Zuniga on a one-year contract.

December 7: Claimed RHP Wilking Rodríguez off waivers from the New York Yankees.

December 9: Agreed to terms with free agent C Willson Contreras on a five-year contract with a club option for 2028.

January 12: Hired Joe McEwing as Bench Coach after Matt Holliday resigned. Daniel Nicolaisen named Assistant Hitting Coach and Packy Elkins named Game Planning Coach.

January 20: Signed C Tres Barrera as a minor league free agent with an invitation to Major League Spring Training.

January 27: Signed LHP Andrew Suárez as a minor league free agent with an invitation to Major League Spring Training.

February 8: Acquired LHP Anthony Misiewicz from Kansas City for cash considerations.

QUALIFICATIONS AND REGULATIONS

QUALIFICATIONS FOR A BATTING CHAMPION:

Highest batting average and 502 or more plate appearances.

QUALIFICATIONS FOR A PITCHING CHAMPION:

Lowest ERA and 162 or more innings pitched.

PLAYER LIMITS:

40 until opening day, when the number must be reduced to 26 (max. 13 pitchers) until September 1, when it will increase to 28 (max. 14 pitchers).

QUALIFICATIONS FOR A SAVE:

A relief pitcher shall be credited with a save when he meets all three of the following conditions:

1. He is the finishing pitcher in a game won by his club, and
2. He is not the winning pitcher, and
3. He qualifies under one of the following conditions:
 - a. He enters the game with lead of no more than three runs, and pitches for at least one inning, or
 - b. He enters the game with potential tying run either on base, at-bat, or on deck (that is, the potential tying run is either already on base or is one of the first two batsmen he faces), or
 - c. He pitches effectively for at least three innings.

DETERMINING BATTING AVERAGE:

Divide the number of at-bats into the number of hits.

DETERMINING AN EARNED-RUN-AVERAGE:

Multiply the number of earned runs by nine, then divide the number by the number of innings pitched.

DETERMINING FIELDING AVERAGE:

Divide the total number of putouts and assists by total chances (putouts, assists and errors).

DETERMINING ON-BASE AVERAGE:

Add the total of hits, walks and hit-by-pitches and divide by the total of at-bats, walks, hit-by-pitches and sacrifice flies.

DETERMINING SLUGGING AVERAGE:

Divide total bases by the total times at bat. (At-bats do not include walks, sacrifices, hit by pitcher, or times awarded first base by interference or obstruction).

TRADING REGULATIONS:

Trades may be made with any other major league club in the period from the end of the championship season through July 31 without waivers.

QUALIFICATIONS FOR A "ROOKIE":

A player shall be considered a rookie unless, during a previous season or seasons, he has (a) exceeded 130 at-bats or 50 innings pitched in the major leagues; or (b) accumulated more than 45 days on the active roster of a major league club or clubs during the period of the 26-player limit (excluding time in military service).

DETERMINING THE MAGIC NUMBER:

Determine the number of games yet to be played, add one, then subtract the number of games ahead in the lost column of the standings from the closest opponent.

QUALIFICATIONS FOR FIELDING CHAMPIONSHIP:

Highest fielding average and (a) catcher must have played in at least 81 games; (b) infielder or outfielder must have played in at least 108 games; and (c) pitcher must have 162 innings pitched.

CONSECUTIVE-GAMES HITTING STREAK:

A consecutive-game hitting streak shall not be terminated if all the player's plate appearances result in a walk, hit batsman, defensive interference or a sacrifice bunt. The streak shall terminate if the player has a sacrifice fly and no hit.

CONSECUTIVE-GAMES PLAYING STREAK:

A consecutive-game playing streak shall extend if the player plays one half-inning on defense, or if he completes a time at bat by reaching base or being put out. A pinch-running appearance only shall not extend the streak. If a player is ejected from a game by an umpire before he can comply with the requirements of this rule, his streak shall continue.

REGULATION GAME:

A regulation game consists of nine innings unless extended because of a tie score or shortened because (1) the home team needs none of its half of the ninth or only part of it; or (2) because the umpire-in-chief calls the game after five completed innings. A regulation game may be less than five innings if the home team is ahead after the top of the fifth, or takes the lead or ties the score while at bat in the fifth.

INJURED LISTS:

7-DAY: Minimum period of inactivity is seven calendar days, beginning on the day after the player's last game. Created specifically for players with concussion symptoms. There is no limit on the number of players that may be placed on this list.

10-DAY: Minimum period of inactivity is 10 calendar days, beginning on the day after the player's last game. There is no limit on the number of players that may be placed on this list.

15-DAY: Minimum period of inactivity is 15 calendar days, beginning on the day after the pitcher's or two-way player's last game. There is no limit on the number of pitchers that may be placed on this list.

60-DAY: Minimum period of inactivity is 60 calendar days. Players on or transferred to this list after August 1 shall remain there for the balance of the regular season and post-season. This list may be used only when a club is at the maximum limit of 40 players.

TWO-WAY PLAYERS

Players who qualify as "Two-Way Players" may appear as pitchers during a game without counting toward a Clubs' pitcher limitations. A player will qualify as a "Two-Way Player" only if he accrues both: (i) at least 20 Major League innings pitched; and (ii) at least 20 Major League games started (as a position player or designated hitter) with at least three plate appearances in each of those games, in either the current Championship Season or the prior Championship Season. The Club must designate that player as a "Two-Way Player" in advance of that game. Once a Club designates a qualified "Two-Way Player" that designation will remain in effect, and cannot change, for the remainder of that Championship Season and Postseason.

POSITION PLAYERS PITCHING

Any player may appear as a pitcher following the 9th inning of an extra inning game, or in any game in which his team is losing or winning by more than six runs when the player enters as a pitcher.

2023 OFFICIAL  MEDIA GUIDE

St. Louis Cardinals



RECORDS & HISTORICAL DATA

WHERE THEY FINISHED 1892 – 2022

Year	Pos.	Won	Lost	Pct.	Attendance	Manager
1892	11	56	94	.373	192,442	Chris Von Der Ahe
1893	10	57	75	.432	195,000	Bill Watkins
1894	9	56	76	.424	155,000	George Miller
1895	11	39	92	.298	170,000	Al Buckenberge, Joe Quinn, Lew Phelan, Chris Von Der Ahe
1896	11	40	90	.308	184,000	Harry Diddlebock, Arlie Latham, Von Der Ahe, Roger Connor, Tommy Dowd
1897	12	29	102	.221	136,400	Tommy Dowd, Hugh Nicol, Bill Hallman, Von Der Ahe
1898	12	39	111	.260	151,700	Tim Hurst
1899	5	84	67	.556	373,909	Patsy Tebeau
1900	5	**65	75	.464	270,000	Patsy Tebeau, Louis Heilbroner
1901	4	76	64	.543	379,988	Patsy Donovan
1902	6	56	78	.418	226,417	Patsy Donovan
1903	8	43	94	.314	263,538	Patsy Donovan
1904	5	75	79	.487	386,750	Charles "Kid" Nichols
1905	6	58	96	.377	292,800	Charles "Kid" Nichols, Jimmy Burke, Stanley Robison
1906	7	52	98	.347	283,770	John McCloskey
1907	8	52	101	.340	185,377	John McCloskey
1908	8	49	105	.318	205,129	John McCloskey
1909	7	54	98	.355	299,982	Roger Bresnahan
1910	7	63	90	.412	363,624	Roger Bresnahan
1911	5	75	74	.503	447,768	Roger Bresnahan
1912	6	63	90	.412	241,759	Roger Bresnahan
1913	8	51	99	.340	203,531	Miller Huggins
1914	3	81	72	.529	346,025	Miller Huggins
1915	6	72	81	.471	252,657	Miller Huggins
1916	7	**60	93	.392	224,308	Miller Huggins
1917	3	82	70	.539	301,948	Miller Huggins
1918	8	51	78	.395	110,596	Jack Hendricks
1919	7	54	83	.394	173,604	Branch Rickey
1920	5	**75	79	.487	325,845	Branch Rickey
1921	3	87	66	.569	384,790	Branch Rickey
1922	3	**85	69	.552	536,343	Branch Rickey
1923	5	79	74	.516	338,548	Branch Rickey
1924	6	65	89	.422	272,884	Branch Rickey
1925	4	77	76	.503	405,297	Branch Rickey, Rogers Hornsby
1926	1	*89	65	.578	681,575	Rogers Hornsby
1927	2	92	61	.601	763,615	Bob O'Farrell
1928	1	95	59	.617	778,147	Bill McKechnie
1929	4	78	74	.513	410,921	Billy Southworth, Bill McKechnie, Gabby Street
1930	1	92	62	.597	519,647	Gabby Street
1931	1	*101	53	.656	623,960	Gabby Street
1932	6	**72	82	.468	290,370	Gabby Street
1933	5	82	71	.536	268,404	Gabby Street, Frank Frisch
1934	1	*95	58	.621	334,863	Frank Frisch
1935	2	96	58	.623	517,805	Frank Frisch
1936	2	**87	67	.565	457,925	Frank Frisch
1937	4	81	73	.526	443,039	Frank Frisch
1938	6	71	80	.470	295,229	Frank Frisch, Mike Gonzalez
1939	2	92	61	.601	410,778	Ray Blades

Year	Pos.	Won	Lost	Pct.	Attendance	Manager
1940	3	84	69	.549	331,899	Ray Blades, Mike Gonzalez, Billy Southworth
1941	2	97	56	.634	642,496	Billy Southworth
1942	1	*106	48	.688	571,626	Billy Southworth
1943	1	105	49	.682	535,014	Billy Southworth
1944	1	*105	49	.682	486,751	Billy Southworth
1945	2	95	59	.617	594,180	Billy Southworth
1946	1	*98	58	.628	1,062,553	Eddie Dyer
1947	2	89	65	.578	1,248,013	Eddie Dyer
1948	2	85	69	.552	1,111,454	Eddie Dyer
1949	2	96	58	.623	1,430,676	Eddie Dyer
1950	5	78	75	.510	1,093,199	Eddie Dyer
1951	3	81	73	.526	1,013,429	Marty Marion
1952	3	88	66	.571	913,113	Eddie Stanky
1953	3	**83	71	.539	880,242	Eddie Stanky
1954	6	72	82	.468	1,039,698	Eddie Stanky
1955	7	68	86	.442	849,130	Eddie Stanky, Harry Walker
1956	4	76	78	.494	1,029,773	Fred Hutchinson
1957	2	87	67	.565	1,183,575	Fred Hutchinson
1958	5	**72	82	.468	1,063,730	Fred Hutchinson, Stan Hack
1959	7	71	83	.461	929,953	Solly Hemus
1960	3	86	68	.558	1,096,632	Solly Hemus
1961	5	80	74	.519	855,305	Solly Hemus, Johnny Keane
1962	6	84	78	.519	953,895	Johnny Keane
1963	2	93	69	.574	1,170,546	Johnny Keane
1964	1	*93	69	.574	1,143,294	Johnny Keane
1965	7	80	81	.497	1,241,195	Albert Schoendienst
1966	6	83	79	.512	1,712,980	Albert Schoendienst
1967	1	*101	60	.627	2,090,145	Albert Schoendienst
1968	1	97	65	.599	2,011,177	Albert Schoendienst
1969+	4	87	75	.537	1,682,583	Albert Schoendienst
1970	4	76	86	.469	1,628,729	Albert Schoendienst
1971	2	90	72	.556	1,604,671	Albert Schoendienst
1972	4	75	81	.481	1,196,894	Albert Schoendienst
1973	2	81	81	.500	1,574,012	Albert Schoendienst
1974	2	86	75	.534	1,838,413	Albert Schoendienst
1975	3	**82	80	.506	1,695,394	Albert Schoendienst
1976	5	72	90	.444	1,207,036	Albert Schoendienst
1977	3	83	79	.512	1,659,287	Vernon Rapp
1978	5	69	93	.426	1,278,175	Vernon Rapp, Jack Krol, Ken Boyer
1979	3	86	76	.531	1,627,256	Ken Boyer
1980	4	74	88	.457	1,385,147	Ken Boyer, Jack Krol, Whitey Herzog, Albert Schoendienst
1981	++1	59	43	.578	1,010,247	Whitey Herzog
1982	1	*92	70	.568	2,111,906	Whitey Herzog
1983	4	79	83	.488	2,317,914	Whitey Herzog
1984	3	84	78	.519	2,037,448	Whitey Herzog
1985	1	101	61	.623	2,637,563	Whitey Herzog
1986	3	79	82	.491	2,471,817	Whitey Herzog
1987	1	95	67	.586	3,072,121	Whitey Herzog
1988	5	76	86	.469	2,892,629	Whitey Herzog
1989	3	86	76	.531	3,080,980	Whitey Herzog
1990	6	70	92	.432	2,573,225	Whitey Herzog, Albert Schoendienst, Joe Torre
1991	2	84	78	.519	2,448,699	Joe Torre
1992	3	83	79	.512	2,418,483	Joe Torre
1993	3	87	75	.537	2,844,328	Joe Torre



WHERE THEY FINISHED 1892 – 2022 (Continued)

Year	Pos.	Won	Lost	Pct.	Attendance	Manager
1994	# 3	**53	61	.465	1,866,544	Joe Torre
1995	# 4	62	81	.434	1,756,727	Joe Torre, Mike Jorgensen
1996	1	88	74	.543	2,654,718	Tony La Russa
1997	4	73	89	.451	2,634,014	Tony La Russa
1998	3	83	79	.509	3,194,092	Tony La Russa
1999	4	75	86	.466	3,225,334	Tony La Russa
2000	1	95	67	.586	3,336,493	Tony La Russa
2001	1	**93	69	.574	3,113,091	Tony La Russa
2002	1	97	65	.599	3,011,756	Tony La Russa
2003	3	85	77	.525	2,910,366	Tony La Russa
2004	1	105	57	.648	3,048,427	Tony La Russa
2005	1	100	62	.617	3,538,948	Tony La Russa
2006	1	*83	78	.516	3,407,114	Tony La Russa
2007	3	78	84	.481	3,552,180	Tony La Russa
2008	4	86	76	.531	3,432,917	Tony La Russa
2009	1	91	71	.562	3,343,252	Tony La Russa
2010	2	86	76	.531	3,301,218	Tony La Russa
2011	2	*90	72	.555	3,093,954	Tony La Russa

Year	Pos.	Won	Lost	Pct.	Attendance	Manager
2012	2	88	74	.543	3,262,109	Mike Matheny
2013	1	97	65	.599	3,369,769	Mike Matheny
2014	1	90	72	.556	3,540,649	Mike Matheny
2015	1	100	62	.617	3,520,889	Mike Matheny
2016	2	86	76	.531	3,444,490	Mike Matheny
2017	3	83	79	.512	3,447,937	Mike Matheny
2018	3	88	74	.543	3,403,587	Mike Matheny Mike Shildt
2019	1	91	71	.562	3,480,393	Mike Shildt
2020	2	30	28	.517	---	Mike Shildt
2021	2	90	72	.555	2,102,530	Mike Shildt
2022	1	93	69	.600	3,320,551	Oliver Marmol

10,351 9,800 .514 183,972,687

Finishes:

First: 28	Fourth: 14	Seventh: 8	Tenth: 1
Second: 21	Fifth: 13	Eighth: 5	Eleventh: 3
Third: 23	Sixth: 11	Ninth: 1	Twelfth: 2

National League Championships: 19

World Series Championships: 11

** Tied for position.

* World Series champions.

+ Start of divisional play.

++ Split season due to players' strike. Cardinals finished second in each half but had best overall record in Eastern Division.

Shortened season due to players' strike.

CARDINALS RECORD BY DECADE

YEARS	WON-LOST	PCT.	FIRST PLACE FINISHES	WORLD CHAMPIONS
1890s	400-707	.361	None	—
1900s	580-888	.395	None	None
1910s	652-830	.440	None	None
1920s	822-712	.536	1926, 1928	1926
1930s	869-665	.566	1930, 1931, 1934	1931, 34
1940s	960-580	.623	1942, 1943, 1944, 1946	1942, 44, 46
1950s	776-763	.504	None	None
1960s	884-718	.552	1964, 1967, 1968	1964, 67
1970s	800-813	.496	None	None
1980s	825-734	.529	1981*, 1982, 1985, 1987	1982
1990s	758-794	.488	1996	None
2000s	913-706	.564	2000, 2001+, 2002, 2004, 2005, 2006, 2009	2006
2010s	899-721	.555	2013, 2014, 2015, 2019	2011
2020s	213-169	.557	2022	None

* Split season due to players' strike - finished with best overall record in N.L. East.

+Tied for first place.

BEST/WORST WINNING PCT. BY MONTH (SINCE 1966)

Pct.	Best W-L	Year	Month	Pct.	Worst W-L	Year
.722	13-5	1968	APRIL	.167	3-15	1973
.760	19-6	1971	MAY	.308	8-18	1980
.741	20-7	1993	JUNE	.276	8-21	1971
.800	24-6 / 20-5	1968 / 2004	JULY	.276	8-21	1970
.852	23-4	1944	AUGUST	.400	12-18	1973
.778	21-6	2021	SEPTEMBER	.357	10-18	1990
1.000	3-0	2010	OCTOBER	.000	0-4	1986

CARDINALS PITCHING ALL-TIME TOP 10

GAMES

1. Jesse Haines	554
2. Bob Gibson	528
3. Bill Sherdel	465
4. Adam Wainwright	457
5. Bob Forsch	455
6. Al Brazle	441
7. Jason Isringhausen	401
8. Bill Doak	376
9. Todd Worrell	348
10. Lindy McDaniel	336

INNINGS PITCHED

1. Bob Gibson	3,884.1
2. Jesse Haines	3,202.2
3. Bob Forsch	2,659.2
4. Adam Wainwright	2,567.1
5. Bill Sherdel	2,451.2
6. Bill Doak	2,387.0
7. Slim Sallee	1,904.1
8. Ted Breitenstein	1,897.0
9. Harry Brecheen	1,788.1
10. Dizzy Dean	1,737.1

WINS

1. Bob Gibson251
2. Jesse Haines210
3. Adam Wainwright195
4. Bob Forsch163
5. Bill Sherdel153
6. Bill Doak144
7. Dizzy Dean134
8. Harry Brecheen128
9. Slim Sallee106
10. Mort Cooper105

STARTS

1. Bob Gibson	482
2. Bob Forsch	401
3. Adam Wainwright	390
4. Jesse Haines	387
5. Bill Doak	320
6. Bill Sherdel	243
7. Harry Brecheen	224
8. Ted Breitenstein	220
9. Slim Sallee	213
10. Larry Jackson	209

COMPLETE GAMES

1. Bob Gibson	255
2. Jesse Haines	209
3. Ted Breitenstein	196
4. Bill Sherdel	145
5. Bill Doak	144
6. Dizzy Dean	141
7. Slim Sallee	124
8. Harry Brecheen	122
9. Mort Cooper	105
10. Jack Powell	101

BASES ON BALLS

1. Bob Gibson	1336
2. Jesse Haines	873
3. Ted Breitenstein	825
4. Bob Forsch	780
5. Bill Doak	741
6. Adam Wainwright	695
7. Bill Hallahan	648
8. Bill Sherdel	599
9. Bob Harmon	596
10. Vinegar Bend Mizell	570

SHUTOUTS

1. Bob Gibson56
2. Bill Doak30
3. Mort Cooper28
4. Harry Brecheen25
5. Jesse Haines24
6. Dizzy Dean23
7. Max Lanier20
Howie Pollet20
9. Bob Forsch19
10. Ernie Broglio18

ERA (SINCE 1912)*

1. John Tudor252
2. Slim Sallee262
3. Red Ames275
4. Mort Cooper277
5. Max Lanier285
6. Harry Brecheen291
Bob Gibson291
8. Bill Doak293
9. Dizzy Dean299
10. Lee Meadows300

* Minimum 750.0 IP

WINNING PERCENTAGE*

1. John Tudor705
2. Chris Carpenter683
3. Mort Cooper677
4. Dizzy Dean641
5. Lon Warneke629
6. Adam Wainwright625
7. Matt Morris620
8. Harry Brecheen618
9. Grover Alexander618
10. Kyle Lohse611

* Minimum 750.0 IP

STRIKEOUTS

1. Bob Gibson	3,117
2. Adam Wainwright	2,147
3. Dizzy Dean	1,095
4. Chris Carpenter	1,085
5. Bob Forsch	1,079
6. Matt Morris	986
7. Jesse Haines	975
8. Steve Carlton	951
9. Bill Doak	938
10. Carlos Martínez	927

SAVES*

1. Jason Isringhausen	217
2. Lee Smith	160
3. Todd Worrell	129
4. Bruce Sutter	127
5. Trevor Rosenthal	121
6. Ryan Franklin	84
7. Dennis Eckersley	66
8. Al Hrabosky	59
9. Jason Motte	54
10. Dave Veres	48

* Since 1969



CARDINALS INDIVIDUAL PITCHING RECORDS — SEASON

Most Games (Righthander)

2011 Jason Motte.....	78
2012 Mitchell Boggs.....	78

Most Games (Lefthander)

2001 Steve Kline.....	89
-----------------------	----

Most Games Started (Righthander)

1911 Bob Harmon.....	41
----------------------	----

Most Games Started (Lefthander)

1920 Ferdie Schupp.....	37
-------------------------	----

Most Complete Games (Righthander)

1904 Jack Taylor.....	39
-----------------------	----

Most Complete Games (Lefthander)

1900 Cowboy Jones.....	29
------------------------	----

Most Games Finished (Righthander)

2004 Jason Isringhausen.....	66
------------------------------	----

Most Games Finished (Lefthander)

1976 Al Hrabosky.....	45
-----------------------	----

Most Innings (Righthander)

1907 Grant McGlynn.....	352.1
-------------------------	-------

Most Innings (Lefthander)

1907 Ed Karger.....	310
---------------------	-----

Most Games Won (Righthander)

1934 Dizzy Dean.....	30
----------------------	----

Most Games Won (Lefthander)

1928 Bill Sherdel.....	21
1946 Howie Pollet.....	21
1985 John Tudor.....	21

Most Games Lost (Righthander)

1907 Grant McGlynn.....	25
1908 Art Raymond.....	25

Most Games Lost (Lefthander)

1900 Cowboy Jones.....	19
1908 Johnny Lush.....	19
1970 Steve Carlton.....	19

Lowest Earned Run Average (Righthander)

1968 Bob Gibson.....	1.12
----------------------	------

Lowest Earned Run Average (Lefthander)

1943 Howie Pollet.....	1.75
------------------------	------

Highest Winning Percentage (Righthander)

2012 Kyle Lohse (16-3).....	.842
-----------------------------	------

Highest Winning Percentage (Lefthander)

1945 Harry Brecheen (15-4).....	.789
---------------------------------	------

Most Saves (Righthander)

2015 Trevor Rosenthal.....	48
----------------------------	----

Most Saves (Lefthander)

1975 Al Hrabosky.....	22
-----------------------	----

Most Consecutive Games Won (Righthander)

1968 Bob Gibson.....	15
----------------------	----

Most Consecutive Games Won (Lefthander)

1985 John Tudor.....	11
----------------------	----

Most Consecutive Games Lost

2007 Anthony Reyes.....	10
-------------------------	----

Most Shutouts (Righthander)

1968 Bob Gibson.....	13
----------------------	----

Most Shutouts (Lefthander)

1985 John Tudor.....	10
----------------------	----

Most 1-0 Shutouts, Won

1968 Bob Gibson.....	5
----------------------	---

Most Hits Allowed (Righthander)

1901 Jack Powell.....	351
-----------------------	-----

Most Hits Allowed (Lefthander)

1900 Cowboy Jones.....	334
------------------------	-----

Most Runs Allowed (Righthander)

1900 Jack Powell.....	194
-----------------------	-----

Most Runs Allowed (Lefthander)

1900 Cowboy Jones.....	185
------------------------	-----

Most Earned Runs (Righthander)

1900 Jack Powell.....	142
-----------------------	-----

Most Earned Runs (Lefthander)

1929 Bill Sherdel.....	129
------------------------	-----

Most Home Runs Allowed

1948 Murry Dickson.....	39
-------------------------	----

Most Walks (Righthander)

1911 Bob Harmon.....	181
----------------------	-----

Most Walks (Lefthander)

1920 Ferdie Schupp.....	127
-------------------------	-----

Most Strikeouts (Righthander)

1970 Bob Gibson.....	274
----------------------	-----

Most Strikeouts (Lefthander)

1969 Steve Carlton.....	219
-------------------------	-----

Most Hit Batsmen (Righthander)

1953 Gerry Staley.....	17
------------------------	----

Most Hit Batsmen (Lefthander)

1919 Jackie May.....	14
----------------------	----

Most Wild Pitches (Righthander)

1907, 1909 Fred Beebe.....	15
----------------------------	----

Most Wild Pitches (Lefthander)

1984 Dave LaPoint.....	15
------------------------	----

CARDINALS PITCHING FEATS

N.L. ERA LEADERS (10)

YEAR	PITCHER	G	IP	ERA	YEAR	PITCHER	G	IP	ERA
1914	Bill Doak	36	256.0	1.72	1948	Harry Brecheen	33	233.1	2.24
1921	Bill Doak	32	208.2	2.58	1968	Bob Gibson	34	304.2	1.12
1942	Mort Cooper	37	278.2	1.77	1976	John Denny	30	207.0	2.52
1943	Howie Pollet	16	118.1	1.75	1988	Joe Magrane	24	165.1	2.18
1946	Howie Pollet	40	226.0	2.10	2009	Chris Carpenter	28	192.2	2.24

N.L. WIN LEADERS (8)

YEAR	PITCHER	WINS	YEAR	PITCHER	WINS	YEAR	PITCHER	WINS
1934	Dizzy Dean	30	1946	Howie Pollet	21	2001	Matt Morris	*22
1935	Dizzy Dean	28	1970	Bob Gibson	*23	2009	Adam Wainwright	19
1942	Mort Cooper	22	1984	Joaquin Andujar	20			

* Tied

N.L. SAVE LEADERS (13)

YEAR	PITCHER	SAVES	YEAR	PITCHER	SAVES	YEAR	PITCHER	SAVES
1949	Ted Wilks	9	1981	Bruce Sutter	25	1991	Lee Smith	47
1952	Al Brazle	16	1982	Bruce Sutter	36	1992	Lee Smith	43
1959	Lindy McDaniel	*15	1984	Bruce Sutter	45	2004	Jason Isringhausen	*47
1960	Lindy McDaniel	26	1986	Todd Worrell	36	2012	Jason Motte	*42
1975	Al Hrabosky	*22						

* Tied

N.L. STRIKEOUT LEADERS (11)

YEAR	PITCHER	SO	YEAR	PITCHER	SO	YEAR	PITCHER	SO
1906	Fred Beebe	171	1933	Dizzy Dean	199	1958	Sam Jones	225
1930	Bill Hallahan	177	1934	Dizzy Dean	195	1968	Bob Gibson	268
1931	Bill Hallahan	159	1935	Dizzy Dean	190	1989	Jose DeLeon	201
1932	Dizzy Dean	191	1948	Harry Brecheen	149			

CARDINALS NO-HITTERS (9)

PITCHER/OPPONENT	LOCATION	SCORE	DATE
Jesse Haines vs. Boston	Sportsman's Park	5-0	7/17/24
Paul Dean at Brooklyn	Ebbets Field	3-0	9/21/34 [2]
Lon Warneke at Cincinnati	Crosley Field	2-0	8/30/41
Ray Washburn at San Francisco	Candlestick Park	2-0	9/18/68
Bob Gibson at Pittsburgh	Three Rivers Stadium	11-0	8/14/71
Bob Forsch vs. Philadelphia	Busch Stadium	5-0	4/16/78
Bob Forsch vs. Montreal	Busch Stadium	3-0	9/26/83
Jose Jimenez at Arizona	Bank One Ballpark	1-0	6/25/99
Bud Smith at San Diego	Qualcomm Stadium	4-0	9/3/2001

NO-HIT GAMES VS. CARDINALS (9)

PITCHER/OPPONENT	LOCATION	SCORE	DATE
Christy Mathewson, New York Giants	Robison Field	5-0	7/15/1901
Mal Eason, Brooklyn	Robison Field	2-0	7/20/1906
Hod Eller, Cincinnati	Redland Field	6-0	5/11/1919
Don Cardwell at Chicago	Wrigley Field	4-0	5/15/1960 [2]
Gaylord Perry at San Francisco	Candlestick Park	1-0	9/17/1968
Tom Seaver at Cincinnati	Riverfront Stadium	4-0	6/16/1978
David Palmer, Montreal (5 innings)	Busch Stadium	4-0	4/21/1984
Fernando Valenzuela, Los Angeles	Dodger Stadium	6-0	6/29/1990
Johan Santana, New York Mets	Citi Field	8-0	6/1/2012



CARDINALS BATTING ALL-TIME TOP 10

BATTING AVERAGE	
1. Rogers Hornsby.....	.359
2. Johnny Mize.....	.336
3. Joe Medwick.....	.335
4. Stan Musial.....	.331
5. Albert Pujols.....	.328
6. Chick Hafey.....	.326
7. Jim Bottomley.....	.325
8. Frankie Frisch.....	.312
9. Joe Torre.....	.308
10. Ripper Collins.....	.307

(min. 2500 ABs)

TOTAL BASES	
1. Stan Musial.....	6,134
2. Albert Pujols.....	4,062
3. Lou Brock.....	3,776
4. Rogers Hornsby.....	3,342
5. Enos Slaughter.....	3,138
6. Yadier Molina.....	3,118
7. Ken Boyer.....	3,011
8. Jim Bottomley.....	2,852
9. Red Schoendienst.....	2,658
10. Ted Simmons.....	2,626

RUNS BATTED IN (SINCE 1920)	
1. Stan Musial.....	1,950
2. Albert Pujols.....	1,397
3. Enos Slaughter.....	1,149
4. Jim Bottomley.....	1,105
5. Yadier Molina.....	1,022
6. Ken Boyer.....	1,001
7. Ted Simmons.....	929
8. Joe Medwick.....	923
9. Ray Lankford.....	829
10. Lou Brock.....	814

GW-RBI (1980-Present)	
1. Albert Pujols.....	212
2. Yadier Molina.....	121
3. Matt Holliday.....	102
4. Ray Lankford.....	101
5. Jim Edmonds.....	87
6. Willie McGee.....	86
7. Ozzie Smith.....	83
8. Matt Carpenter.....	73
9. George Hendrick.....	62
10. Tom Herr/Terry Pendleton..	61

GAMES	
1. Stan Musial.....	3,026
2. Lou Brock.....	2,289
3. Yadier Molina.....	2,226
4. Ozzie Smith.....	1,990
5. Enos Slaughter.....	1,820
6. Albert Pujols.....	1,814
7. Red Schoendienst.....	1,795
8. Curt Flood.....	1,738
9. Ken Boyer.....	1,667
10. Willie McGee.....	1,661

STOLEN BASES	
1. Lou Brock.....	888
2. Vince Coleman.....	549
3. Ozzie Smith.....	433
4. Willie McGee.....	301
5. Ray Lankford.....	250
6. Jack Smith.....	203
7. Frankie Frisch.....	195
8. Tommy Dowd.....	187
9. Miller Huggins.....	174
10. Lonnie Smith.....	173

AT-BATS	
1. Stan Musial.....	10,971
2. Lou Brock.....	9,125
3. Yadier Molina.....	7,817
4. Ozzie Smith.....	7,160
5. Red Schoendienst.....	6,841
6. Enos Slaughter.....	6,775
7. Albert Pujols.....	6,619
8. Ken Boyer.....	6,334
9. Curt Flood.....	6,318
10. Rogers Hornsby.....	5,881

DOUBLES	
1. Stan Musial.....	725
2. Albert Pujols.....	469
3. Lou Brock.....	434
4. Yadier Molina.....	408
5. Joe Medwick.....	377
6. Rogers Hornsby.....	367
7. Enos Slaughter.....	366
8. Red Schoendienst.....	353
9. Jim Bottomley.....	344
10. Ray Lankford.....	339

BASES ON BALLS	
1. Stan Musial.....	1,605
2. Albert Pujols.....	1,003
3. Ozzie Smith.....	876
4. Enos Slaughter.....	838
5. Ray Lankford.....	780
6. Matt Carpenter.....	699
7. Lou Brock.....	681
8. Rogers Hornsby.....	662
9. Jim Edmonds.....	645
10. Ken Boyer.....	629

RUNS	
1. Stan Musial.....	1,949
2. Lou Brock.....	1,427
3. Albert Pujols.....	1,333
4. Rogers Hornsby.....	1,090
5. Enos Slaughter.....	1,071
6. Red Schoendienst.....	1,025
7. Ozzie Smith.....	991
8. Ken Boyer.....	988
9. Ray Lankford.....	928
10. Jim Bottomley.....	921

TRIPLES	
1. Stan Musial.....	177
2. Rogers Hornsby.....	143
3. Enos Slaughter.....	135
4. Lou Brock.....	121
5. Jim Bottomley.....	119
6. Ed Konetchy.....	94
7. Willie McGee.....	83
8. Joe Medwick.....	81
9. Pepper Martin.....	75
10. Garry Templeton.....	69

PINCH-HITS	
1. Gerald Perry.....	70
2. Steve Braun.....	60
3. Willie McGee.....	59
4. Red Schoendienst.....	54
5. Dane Iorg.....	47
6. Peanuts Lowrey.....	47
7. Matt Adams.....	40
8. Greg Garcia.....	37
9. Stan Musial.....	35
10. Kerry Robinson.....	34
11. Skip Schumaker.....	34

HITS	
1. Stan Musial.....	3,630
2. Lou Brock.....	2,713
3. Yadier Molina.....	2,168
4. Albert Pujols.....	2,156
5. Rogers Hornsby.....	2,110
6. Enos Slaughter.....	2,064
7. Red Schoendienst.....	1,980
8. Ozzie Smith.....	1,944
9. Ken Boyer.....	1,855
10. Curt Flood.....	1,853

HOME RUNS	
1. Stan Musial.....	475
2. Albert Pujols.....	469
3. Ken Boyer.....	255
4. Jim Edmonds.....	241
5. Ray Lankford.....	228
6. Mark McGwire.....	220
7. Rogers Hornsby.....	193
8. Jim Bottomley.....	181
9. Yadier Molina.....	176
10. Ted Simmons.....	172

GRAND SLAMS	
1. Albert Pujols.....	13
2. Stan Musial.....	9
3. Ken Boyer.....	7
4. Rogers Hornsby.....	7
5. Yadier Molina.....	7
6. Ted Simmons.....	7
7. Jim Bottomley.....	6
8. Bill White.....	6
9. Seven players with.....	5

CARDINALS INDIVIDUAL BATTING RECORDS — SEASON

Most Games

1989 Jose Oquendo 163

Most At-Bats (Lefthanded)

1967 Lou Brock 689

Most At-Bats (Righthanded)

1964 Curt Flood 679

Most At-Bats (Switch Hitter)

1979 Garry Templeton 672

Most Runs (Lefthanded)

1901 Jesse Burkett 139

Most Runs (Righthanded)

1922 Rogers Hornsby 141

Highest Batting Average (Lefthanded)

1899 Jesse Burkett396

Highest Batting Average (Righthanded)

1924 Rogers Hornsby424

Highest Batting Average (Switch Hitter)

1985 Willie McGee353

Most Hits (Lefthanded)

1948 Stan Musial 230

Most Hits (Righthanded)

1922 Rogers Hornsby 250

Most Hits (Switch Hitter)

1985 Willie McGee 216

Most Hits By Pitcher

1902 Mike O'Neill 43

Most Singles (Lefthanded)

1901 Jesse Burkett 180

Most Singles (Righthanded)

1964 Curt Flood 178

Most Doubles (Lefthanded)

2013 Matt Carpenter 55

Most Doubles (Righthanded)

1936 Joe Medwick 64

Most Triples (Lefthanded)

1894 Roger Connor 25

Most Triples (Righthanded)

1893 Perry Werden 33

Most Triples, Since 1900 (Righthanded)

1915 Tom Long 25

Most Home Runs (Lefthanded)

1940 Johnny Mize 43

Most Home Runs (Righthanded)

1998 Mark McGwire 70

Most Home Runs (Switch Hitter)

1934 Ripper Collins 35

Most Home Runs By Pitcher

1965, 1972 Bob Gibson 5

Most Home Runs, Rookie (Lefthanded)

2006 Chris Duncan 22

Most Home Runs, Rookie (Righthanded)

2001 Albert Pujols 37

Most Home Runs - Home

1998 Mark McGwire 38

Most Home Runs - Road

1998 Mark McGwire 32

Most Home Runs, One Month

1998 Mark McGwire (May) 16

1999 Mark McGwire (July) 16

Most Grand Slam Home Runs

2009 Albert Pujols 5

Most Runs Batted In (Lefthanded)

1929 Jim Bottomley 137

1940 Johnny Mize 137

Most Runs Batted In (Righthanded)

1937 Joe Medwick 154

Most Runs Batted In By Pitcher

1935 Dizzy Dean 21

Most Game-Winning RBIs (Lefthanded)

1982 Keith Hernandez 21

Most Game-Winning RBIs (Righthanded)

2006 Albert Pujols 25

Most Game-Winning RBIs (Switch Hitter)

1985 Willie McGee 17

Most Total Bases (Lefthanded)

1948 Stan Musial 429

Most Total Bases (Righthanded)

1922 Rogers Hornsby 450

Most Long Hits (Lefthanded)

1948 Stan Musial 103

Most Long Hits (Righthanded)

1922 Rogers Hornsby 102

Most Sacrifice Hits

1943 Harry Walker 36

Most Sacrifice Hits (Pitcher)

1986 Danny Cox 16

Most Sacrifice Flies

1982 George Hendrick 14

Highest Slugging Average (Lefthanded)

1948 Stan Musial702

Highest Slugging Average (Righthanded)

1922 Rogers Hornsby756

Most Bases On Balls (Lefthanded)

2017 Matt Carpenter 109

Most Bases On Balls (Righthanded)

1998 Mark McGwire 162

Most Bases On Balls (Switch Hitter)

1910 Miller Huggins 116

Most Intentional Bases On Balls

2009 Albert Pujols 44

Most Hit By Pitch

1910 Steve Evans 31

Most Strikeouts (Lefthanded)

2000 Jim Edmonds 167

Most Strikeouts (Righthanded)

2019 Paul Goldschmidt 166

Fewest Strikeouts

1927 Frank Frisch (153 Games) 10

Most Stolen Bases (Lefthanded)

1974 Lou Brock 118

Most Stolen Bases (Righthanded)

1982 Lonnie Smith 68

Most Stolen Bases (Switch Hitter)

1985 Vince Coleman 110

Most Caught Stealing

1914 Miller Huggins 36

Most Consecutive Games Reached Safely without Error (Lefthanded)

1943 Stan Musial 55

Most Consecutive Games Reached Safely without Error (Righthanded)

1925 Ray Blades 53

Most Consecutive Games Hit Safely (Lefthanded)

1950 Stan Musial 30

Most Consecutive Games Hit Safely (Righthanded)

1922 Rogers Hornsby 33

Most Grounded Into Double Plays

2013 Matt Holliday 31

Fewest Grounded Into Double Plays

2018 Matt Carpenter 0

Most Pinch-Hits (Lefthanded)

1970 Vic Davalillo 24

1993 Gerald Perry 24

Most Pinch-Hits (Righthanded)

1953 Peanuts Lowrey 22

Most Pinch-Hits (Switch Hitter)

1962 Red Schoendienst 22



CARDINALS INDIVIDUAL SINGLE-GAME AND MULTIPLE-GAME BATTING RECORDS

**Most Times Faced Pitcher
(9-inning game)**

8 Taylor Douthit 7/6/1929 [2]

**Most Times Faced Pitcher
With No Official At-Bats**

6 Miller Huggins
(4BB, 1SH, 1SF)..... 6/1/1910

Most Runs, Game

5 Last: Matt Carpenter..... 6/26/2018

Most Runs, Game - Pitcher

3 Last: Tyler Lyons 6/19/2015

**Most Runs, Two Consecutive Games
(18 Innings)**

8 Stan Musial..... 5/19, 5/20/1948

Most Hits, Game

6 Last: Skip Schumaker... 7/26/2008

Most Hits, Game - Pitcher

4 Last: Mike Torrez..... 7/19/1970

**Most Times Six Hits, With Six
At-Bats In A Game (Career)**

2 Jim Bottomley 9/16/1924 &
8/5/1931 [2]

**Most Times Five Hits In A Game,
Season**

4 Stan Musial 4/30, 5/19,
6/22, 9/22/1948

**Most At-Bats With No Hits,
Doubleheader (Over 18 Innings)**

12 Red Schoendienst 6/9/1947
(24 innings)

**Most Hits, Two Straight
Doubleheaders**

14 Bill White.....

**Most Times Reached Base Safely
Consecutive Plate Appearances,
Season**

12 Chick Hafey 1929
Jim Edmonds 2000

**Most Consecutive Hits, Season
(bases on balls shown in break)**

10 Chick Hafey 7/6 [2], 7/8,
7/9/1929 (2 BB)
Joe Medwick 7/19 [1 & 2],
7/21/1936 (1 BB)
Corey Dickerson ... 8/23-8/25/2022
(0 BB)

Most Doubles, Game

4 Joe Medwick 8/4/1937
Matt Carpenter..... 8/26/2018

Most Doubles, Inning

2 Last: Kolten Wong 7/24/2019
(2nd inning)

Most Doubles, Doubleheader

5 Joe Medwick 8/30/1935
Red Schoendienst..... 6/6/1948

Most Doubles, Two Straight Games

6 Red Schoendienst ... 6/5-6/6 [1]/1948

Most Doubles, Three Straight Games

8 Red Schoendienst ... 6/5-6/[1&2]/1948

Most Triples, Game

3 Last: Jim Bottomley 6/21/1927

Most Triples, Inning

2 Heine Peitz 7/2/1895

Most Home Runs, Game

4 Mark Whiten..... 9/7/1993 [2]

Most Home Runs, Inning

2 Fernando Tatis..... 4/23/1999
(3rd inning)

**Most Home Runs, Doubleheader
(homering in each game)**

5 Stan Musial..... 5/2/1954
(3 in G1, 2 in G2)

Most Three-Homer Games, Season

2 Johnny Mize..7/13 & 7/20[2]/1938,
..... 5/13 & 9/8 [1]/1940
Mark McGwire....4/14 & 5/19/1998
Albert Pujols.....4/16 & 9/3/2006

**Most Consecutive Home Runs,
Two Games (includes base on balls)**

4 Stan Musial..... 7/7 [2] (1HR) &
7/8/1962 (3HR)
Albert Pujols..... 4/16 (3HR) &
4/17/2006 (1HR)

Most Home Runs, Five Straight

7 Jim Bottomley 7/5-7/9/1929
7 Matt Carpenter 7/14-7/21 [1]

**Most Consecutive Games With A
Home Run**

6 Matt Carpenter. 7/14-7/21 [2]/2018
6 Paul Goldschmidt... 7/22-7/27/2019

Most Total Bases, Game

16 Mark Whiten..... 9/7/1993
16 Matt Carpenter..... 7/20/2018

Most Extra-Base Hits, Game

5 Matt Carpenter 7/20/2018
(2 2B, 3 HR) *Tied MLB Record

**Most Extra-Base Hits,
Doubleheader (18 Innings)**

6 Joe Medwick 5/30/1935
(5 2B, 1 3B)
Red Schoendienst 6/6/1948
(5 2B, 1 HR)

**Most Extra-Base Hits,
Two Straight Games**

7 R. Schoendienst .. 6/5-6/6 [1]/1948
Jim Edmonds 4/4-8/2003

**Most Extra-Base Hits,
Three Straight Games**

9 Red Schoendienst
6/5-6/6[1&2]/1948

**Most Games With Four Extra-Base
Hits (season)**

2 Joe Medwick 5/12 & 8/4/1937
Jim Edmonds 4/4 & 6/28/2003
Matt Carpenter... 7/20 & 8/26/2018

Most RBIs, Game

12 Jim Bottomley 8/6/1924
Mark Whiten..... 9/7/1993 [2]

Most RBIs, Inning

8 Fernando Tatis..... 4/23/1999
(3rd inning)

Most Consecutive Games With RBI

12 Rip Collins..... 1935

Most RBIs, Two Straight Games

13 Mark Whiten..... 9/7 [1&2]/1993

Most Walks, Game

5 Colby Rasmus 5/22/2011 (10)
Reggie Smith 9/13/1974 (17)
Ted Sizemore 8/12/1974 (13)
Solly Hemus..... 9/15/1951

**Most Consecutive Games,
One Or More Walks**

16 Jack Clark (28 walks)
7/18 - 8/10/1987

Most Walks, Doubleheader

6 Johnny Mize..... 8/26/1939
Jack Clark 7/8/87 (19 Innings)

Most Strikeouts, Game

5 Last: Dexter Fowler..... 9/24/2019
(19 Innings)

Most Sacrifice Flies, Game

3 Vince Coleman 5/1/1986

**Most Times Reaching Base On
Error In One Inning (Fair-hit Balls)**

2 Stu Martin 6/22/40
(6th inning)

Most Stolen Bases, Game

5 Lonnie Smith..... 9/4/1982

Most Steals Of Home, Game

2 Ed Konetchy 9/30/1907

Most Grand Slams, Inning

2 Fernando Tatis..... 4/23/1999
(3rd inning)

CARDINALS BATTING FEATS

CARDINALS WHO HOMERED IN FIRST MAJOR LEAGUE AT-BAT (9)

Eddie Morgan4/14/1936 vs. Chicago (opening day) (first pitch, pinch-hit)	Hector Luna4/8/2004 vs. Milwaukee (second pitch)
Wally Moon.....4/13/1954 vs. Chicago (opening day)	Adam Wainwright..... 5/24/2006 at San Francisco (first pitch)
Keith McDonald7/4/2000 (ph) & 7/6 vs. Cincinnati (first two at-bats)	Mark Worrell 6/5/2008 [2] at Washington (full count)
Chris Richard7/17/2000 at Minnesota (first pitch)	Paul DeJong5/28/2017 at Colorado (second pitch, pinch-hit)
Gene Stechschulte 4/17/2001 vs. Arizona (first pitch, pinch-hit)	

CARDINALS WITH THREE OR MORE HOMERS IN ONE GAME (22)

Frank Shugar..... 5/10/1894 at Cincinnati	Mark Whiten (4 HRs)..... 9/7/1993 at Cincinnati
George Harper 9/20/1928 [1] at New York	Mark McGwire 4/14/1998 vs. Arizona
George Watkins.....6/24/1931 [2] at Philadelphia	Mark McGwire5/19/1998 at Philadelphia
Johnny Mize 7/13/1938 vs. Boston	Mark McGwire5/18/2000 at Philadelphia
Johnny Mize7/20/1938 [2] vs. New York	Albert Pujols 7/20/2004 at Chicago
Johnny Mize 5/13/1940 (14 inn.) at Cincinnati	Albert Pujols4/16/2006 vs. Cincinnati
Johnny Mize 9/8/1940 [1] vs. Pittsburgh	Albert Pujols 9/3/2006 vs. Pittsburgh
Stan Musial.....5/2/1954 [1] vs. New York	Albert Pujols5/30/2010 at Chicago
Bill White 7/5/1961 at Los Angeles	Matt Carpenter 7/20/2018 at Chicago
Stan Musial.....7/8/1962 at New York	Paul Goldschmidt3/29/2019 at Milwaukee
Reggie Smith.....5/22/1976 at Philadelphia	Paul DeJong 7/24/2019 at Pittsburgh

CARDINALS WHO HOMERED IN ALL-STAR GAME (15)

Stan Musial..... 7/13/1948 at St. Louis (Sportsman's Park)	Ken Boyer.....7/13/1960 at New York (Yankee Stadium)
..... 7/12/1949 at Brooklyn (Ebbets Field)7/7/1964 at New York (Shea Stadium)
.....7/10/1951 at Detroit (Briggs Stadium)	Joe Medwick 7/10/1934 at New York (Polo Grounds)
..... 7/12/1955 at Milwaukee (County Stadium)	Red Schoendienst**7/11/1950 at Chicago (Comiskey Park)
..... 7/10/1956 at Washington (Griffith Stadium)	Reggie Smith ...7/23/1974 at Pittsburgh (Three Rivers Stadium)
.....*7/13/1960 at New York (Yankee Stadium)	Yadier Molina 7/11/2017 at Miami (Marlins Park)
Frankie Frisch.....7/6/1933 at Chicago (Comiskey Park)	Paul Goldschmidt..7/19/2022 at Los Angeles (Dodger Stadium)
..... 7/10/1934 at New York (Polo Grounds)	*pinch hit ; **14th inning

GRAND SLAMS HIT BY CARDINALS PITCHERS SINCE 1900 (12)

Pitcher and date	Opponent (Pitcher)
Mike O'Neill (pinch-hit), 6/3/1902.....	at Boston (Charles Pittinger)
Curt Davis, 4/26/1938	at Cincinnati (Al Hollingsworth)
Bob Gibson, 9/29/1965	at San Francisco (Gaylord Perry)
Bob Gibson, 7/26/1973 [1]	vs. New York (John Strohmayr)
Rick Wise, 8/21/1973	at Atlanta (Roric Harrison)
Joaquin Andujar, 5/15/1984	vs. Atlanta (Jeff Dedmon)
Bob Forsch, 8/10/1986	vs. Pittsburgh (Mike Bielecki)
Donovan Osborne, 9/7/1996	vs. San Diego (Andy Ashby)
Kent Mercker, 9/2/1998	at Florida (Jesus Sanchez)
Chris Carpenter, 10/1/2009.....	at Cincinnati (Kip Wells)
Brad Penny, 5/21/2010	vs. Los Angeles-AL (Joel Piñeiro)
Jake Westbrook, 8/31/2011	at Milwaukee (Randy Wolf)

CARDINALS WHO HIT FOR THE CYCLE (17)

Cliff Heathcote...6/13/18 at Philadelphia (8-8 tie in 19 inn.)	Ken Boyer.....6/16/64 at Houston
Jim Bottomley 7/15/27 at Philadelphia	Joe Torre6/27/73 at Pittsburgh
Chick Hafey 8/21/30 vs. Philadelphia	Lou Brock 5/27/75 vs. San Diego
Pepper Martin 5/25/33 at Philadelphia	Willie McGee6/23/84 at Chicago
Joe Medwick6/29/35 at Cincinnati	Ray Lankford9/15/91 vs. New York
Johnny Mize7/13/40 [1] vs. New York	John Mabry..... 5/18/96 at Colorado
Stan Musial 7/24/49 at Brooklyn	Mark Grudzielanek 4/27/05 vs. Milwaukee
Bill White8/14/60 [1] at Pittsburgh	Nolan Arenado 7/1/2022 at Philadelphia
Ken Boyer..... 9/14/61 [2] vs. Chicago	

CARDINALS WITH SIX OR MORE HITS IN ONE GAME (7)

Duff Cooley9/30/1893 [2] vs. Boston	Jim Bottomley8/5/1931 [2] at Pittsburgh
Roger Connor..... 6/1/1895 at New York	Terry Moore 9/5/1935 vs. Boston
Dick Harley 6/24/1897 (12 inn.) at Pittsburgh	Skip Schumaker 7/26/2008 (14 inn.) at New York Mets
Jim Bottomley9/16/1924 at Brooklyn	



CARDINALS BATTING FEATS (Continued)

N.L. TRIPLE CROWN WINNERS (3)

YEAR	PLAYER	YEAR	PLAYER	YEAR	PLAYER
1922	Rogers Hornsby (.401/42/152)	1925	Rogers Hornsby (.403/39/143)	1937	Joe Medwick (.374/31/154)

N.L. BATTING CHAMPIONS (22)

YEAR	PLAYER	AVG	YEAR	PLAYER	AVG	YEAR	PLAYER	AVG
1901	Jesse Burkett.....	.382	1937	Joe Medwick.....	.374	1957	Stan Musial.....	.351
1920	Rogers Hornsby370	1939	Johnny Mize349	1971	Joe Torre363
1921	Rogers Hornsby397	1943	Stan Musial.....	.357	1979	Keith Hernandez.....	.344
1922	Rogers Hornsby401	1946	Stan Musial.....	.365	1985	Willie McGee353
1923	Rogers Hornsby384	1948	Stan Musial.....	.376	1990	Willie McGee335
1924	Rogers Hornsby424	1950	Stan Musial.....	.346	2003	Albert Pujols359
1925	Rogers Hornsby403	1951	Stan Musial.....	.355			
1931	Chick Hafey349	1952	Stan Musial.....	.336			

N.L. HOME RUN LEADERS (11)

YEAR	PLAYER	HR	YEAR	PLAYER	HR	Year	Player	HR
1922	Rogers Hornsby	42	1937	Joe Medwick.....	31	1999	Mark McGwire	65
1925	Rogers Hornsby	39	1939	Johnny Mize	28	2009	Albert Pujols	47
1928	Jim Bottomley	31	1940	Johnny Mize	43	2010	Albert Pujols	42
1934	Rip Collins.....	35	1998	Mark McGwire	70			

.400 HITTERS (3)

YEAR	PLAYER	AVG.	YEAR	PLAYER	AVG.	YEAR	PLAYER	AVG.
1924	Rogers Hornsby424	1925	Rogers Hornsby403	1922	Rogers Hornsby401

200 HITS IN A SEASON (41)

YEAR	PLAYER	HITS	YEAR	PLAYER	HITS	Year	Player	Hits
1922	Rogers Hornsby	250	1985	Willie McGee	216	1900	Jesse Burkett.....	202
1937	Joe Medwick.....	237	2003	Albert Pujols	212	1970	Lou Brock	202
1921	Rogers Hornsby	235	1964	Curt Flood.....	211	1921	Austin McHenry	201
1948	Stan Musial.....	230	1979	Garry Templeton	211	1930	Taylor Douthit	201
1971	Joe Torre	230	1979	Keith Hernandez.....	210	1939	Joe Medwick.....	201
1899	Jesse Burkett.....	228	1927	Frankie Frisch.....	208	1963	Dick Groat.....	201
1901	Jesse Burkett.....	228	1949	Stan Musial	207	1934	Rip Collins.....	200
1946	Stan Musial.....	228	1929	Taylor Douthit	206	1953	Stan Musial.....	200
1924	Rogers Hornsby	227	1967	Lou Brock	206	1963	Curt Flood.....	200
1925	Jim Bottomley	227	1951	Stan Musial.....	205	1963	Bill White	200
1935	Joe Medwick.....	224	1920	Milt Stock	204	1964	Lou Brock	200
1936	Joe Medwick.....	223	1937	Johnny Mize	204	1971	Lou Brock	200
1943	Stan Musial.....	220	1925	Rogers Hornsby	203	1977	Garry Templeton	200
1920	Rogers Hornsby	218	1970	Joe Torre	203			

20 HOME RUNS & 20 STOLEN BASES IN A SEASON (12)

YEAR	PLAYER	HR-SB	YEAR	PLAYER	HR-SB	YEAR	PLAYER	HR-SB
1967	Lou Brock	21-52	1995	Brian Jordan	22-24	1998	Ray Lankford	31-26
1992	Ray Lankford	20-42	1996	Ray Lankford	21-35	1999	Fernando Tatis	34-21
1995	Ray Lankford	25-24	1997	Ray Lankford	31-21	2004	Reggie Sanders.....	22-21
1995	Brian Jordan	22-24	1998	Ray Lankford	31-26	2017	Tommy Pham.....	23-25

CARDINALS BATTING FEATS (Continued)

30 HOME RUNS IN A SEASON (50)

YEAR	PLAYER	HR	YEAR	PLAYER	HR	YEAR	PLAYER	HR
1998	Mark McGwire	70	2008	Albert Pujols	37	1960	Ken Boyer	32
1999	Mark McGwire	65	2011	Albert Pujols	37	2000	Mark McGwire	32
2006	Albert Pujols	49	1949	Stan Musial	36	2007	Albert Pujols	32
2009	Albert Pujols	47	2018	Matt Carpenter	36	2012	Carlos Beltran	32
2004	Albert Pujols	46	1934	Rip Collins	35	2011	Lance Berkman	31
1940	Johnny Mize	43	1954	Stan Musial	35	1928	Jim Bottomley	31
2003	Albert Pujols	43	1987	Jack Clark	35	1937	Joe Medwick	31
1922	Rogers Hornsby	42	2022	Paul Goldschmidt	35	1997	Ray Lankford	31
2000	Jim Edmonds	42	1970	Richie Allen	34	1998	Ray Lankford	31
2004	Jim Edmonds	42	1999	Fernando Tatis	34	2021	Paul Goldschmidt	31
2010	Albert Pujols	42	2002	Albert Pujols	34	1953	Stan Musial	30
2005	Albert Pujols	41	2004	Scott Rolen	34	1996	Ron Gant	30
1925	Rogers Hornsby	39	2019	Paul Goldschmidt	34	2001	Jim Edmonds	30
1948	Stan Musial	39	2021	Nolan Arenado	34	2016	Jedd Gyorko	30
2003	Jim Edmonds	39	2021	Tyler O'Neill	34	2019	Paul DeJong	30
2008	Ryan Ludwick	37	1955	Stan Musial	33	2022	Nolan Arenado	30
2001	Albert Pujols	37	1951	Stan Musial	32			

MULTIPLE CARDINALS WITH 30 HOME RUNS IN A SEASON (11)

YEAR	PLAYER (HR)	YEAR	PLAYERS (HR)
1998	Mark McGwire (70), Ray Lankford (31)	2008	Ryan Ludwick (37), Albert Pujols (37)
1999	Mark McGwire (65), Fernando Tatis (34)	2011	Albert Pujols (37), Lance Berkman (31)
2000	Jim Edmonds (42), Mark McGwire (32)	2019	Paul Goldschmidt (34), Paul DeJong (30)
2001	Albert Pujols (37), Jim Edmonds (30)	2021	Nolan Arenado (34), Tyler O'Neill (34), Paul Goldschmidt (31)
2003	Albert Pujols (43), Jim Edmonds (39)	2022	Paul Goldschmidt (35), Nolan Arenado (30)
2004	Albert Pujols (46), Jim Edmonds (42), Scott Rolen (34)		

200 HITS & 30 HOME RUNS IN A SEASON (9)

YEAR	PLAYER	HITS-HR	YEAR	PLAYER	HITS-HR	YEAR	PLAYER	HITS-HR
1922	Rogers Hornsby	250-42	1937	Joe Medwick	237-31	1951	Stan Musial	205-32
1925	Rogers Hornsby	203-39	1948	Stan Musial	230-39	1953	Stan Musial	200-30
1934	Rip Collins	200-35	1949	Stan Musial	207-36	2003	Albert Pujols	212-43

.300-30-100 CLUB (26)

Players who batted at least .300 with 30 or more homers and 100 or more RBI in a season.

YEAR	PLAYER	AVG.-HR-RBI	YEAR	PLAYER	AVG.-HR-RBI	YEAR	PLAYER	AVG.-HR-RBI
1922	Rogers Hornsby	.401-42-152	1954	Stan Musial	.330-35-126	2005	Albert Pujols	.330-41-117
1925	Rogers Hornsby	.403-39-143	1955	Stan Musial	.319-33-108	2006	Albert Pujols	.331-49-137
1928	Jim Bottomley	.325-31-136	2001	Jim Edmonds	.304-30-110	2007	Albert Pujols	.327-32-103
1934	Rip Collins	.333-35-128		Albert Pujols	.329-37-130	2008	Albert Pujols	.357-37-116
1937	Joe Medwick	.374-31-154	2002	Albert Pujols	.314-34-127	2009	Albert Pujols	.327-47-135
1940	Johnny Mize	.314-43-137	2003	Albert Pujols	.359-43-124	2010	Albert Pujols	.312-42-118
1948	Stan Musial	.376-39-131	2004	Jim Edmonds	.301-42-111	2022	Paul Goldschmidt	.317-35-115
1949	Stan Musial	.338-36-123		Albert Pujols	.331-46-123			
1951	Stan Musial	.355-32-108		Scott Rolen	.314-34-124			
1953	Stan Musial	.337-30-113						

CARDINALS WHO HIT SAFELY IN 25 OR MORE CONSECUTIVE GAMES (10)

YEAR	PLAYER	GAMES	YEAR	PLAYER	GAMES	YEAR	PLAYER	GAMES
1922	Rogers Hornsby	33	1959	Ken Boyer	29	1971	Lou Brock	26
1950	Stan Musial	30	1935	Joe Medwick	28	1999	Joe McEwing	25
2003	Albert Pujols	30	1954	Red Schoendienst	28	2022	Paul Goldschmidt	25
1943	Harry Walker	29						



CARDINALS BATTING LEADERS

SINGLE-SEASON OFFENSIVE LEADERS BY POSITION

POS	PLAYER	HR	PLAYER	RBI	PLAYER	SB
C	Ted Simmons, 1979	26	Ted Simmons, 1972	96	Yadier Molina, 2012	12
1B	Mark McGwire, 1998	69	Mark McGwire, 1999	147	Gregg Jefferies, 1993	46
2B	Rogers Hornsby, 1922	42	Rogers Hornsby, 1922	152	Delino DeShields, 1997	54
SS	Paul DeJong, 2019	30	Edgar Renteria, 2003	100	Ozzie Smith, 1988	57
3B	Tatis (99), Rolen (04), Arenado (21)	34	Joe Torre, 1971	137	Pepper Martin, 1933	26
LF	Tyler O'Neill, 2021	34	Joe Medwick, 1937	154	Lou Brock, 1974	118
CF	Jim Edmonds, 2000	41	Jim Edmonds, 2001	110	Willie McGee, 1985	56
RF	Stan Musial, 1948	39	Stan Musial, 1948	131	Andy Van Slyke, 1985	32
P	Bob Gibson, 1965 & '72	5	Dizzy Dean, 1935	21	Bob Gibson, 1969	5

Totals are only while playing designated position, not including statistics accumulated during the season while pinch-hitting, pinch-running or playing another position.

Stolen base leaders since 1920.

SINGLE-SEASON FIELDING LEADERS BY POSITION

POS	PLAYER	YEAR	G	TC	E	PCT
C	Mike Matheny	2003	138	823	0	1.000
1B	Paul Goldschmidt	2022	128	1,163	1	.999
2B	Jose Oquendo	1990	150	681	3	.996
SS	Paul DeJong	2019	157	653	7	.989
3B	Troy Glaus	2008	146	385	7	.982
OF	Curt Flood	1966	159	396	0	1.000
OF	Orlando Palmeiro	2003	112	171	0	1.000
OF	Jon Jay	2012	116	292	0	1.000
OF	Ray Lankford	1996	144	366	1	.997
OF	Jon Jay	2013	152	340	1	.997
OF	Tony Scott	1980	134	330	1	.997

CARDINALS ROOKIE RECORDS

PITCHING

Games	77, Mike Perez, 1992
Games Won	21, Johnny Beazley, 1942
Games Lost	20, Ted Breitenstein, 1892 and Jesse Haines, 1920
Games Started	37, Jesse Haines, 1920
Complete Games	28, Ted Breitenstein, 1892
Shutouts	6, Harvey Haddix, 1953
Innings Pitched	301.2, Jesse Haines, 1920
Strikeouts	194, Rick Ankiel, 2000
Walks	148, Ted Breitenstein, 1892
Saves	36, Todd Worrell, 1986
Winning Pct. #	.810 (17-4), Ted Wilks, 1944
ERA +	2.13, Johnny Beazley, 1942

*NL rookie record.

**Major League rookie record.

#Minimum of 18 decisions.

+Minimum of 154/162 innings pitched.

BATTING

At-Bats	636, Vince Coleman, 1985
Batting Average	.373, George Watkins, 1930
Runs	112, Albert Pujols, 2001
Hits	194, Emmet Heidrick, 1899 and Albert Pujols, 2001
Singles	157, Emmet Heidrick, 1899
Doubles	47, Albert Pujols, 2001
Triples	25, Tommy Long, 1915
Home Runs	37, Albert Pujols, 2001
Extra-Base Hits	88, Albert Pujols, 2001
Total Bases	360, Albert Pujols, 2001
Slugging Average	.621, George Watkins, 1930
Runs-Batted-In	130, Albert Pujols, 2001
Walks	75, Solly Hemus, 1951
Strikeouts	125, Harrison Bader, 2018
Stolen Bases	110, Vince Coleman, 1985
Pinch Hits	20, Joe Frazier, 1954
Longest Hitting Streak (games)	25, Joe McEwing, 1999

*NL rookie record.

**Major League rookie record.

CARDINALS LEADERS IN HOME RUN CATEGORIES

LEADOFF HOMERS (SEASON)

1. Matt Carpenter, 2018	8
2. Lou Brock, 1967	5
Lou Brock, 1970	5
Matt Carpenter, 2015	5
Ray Lankford, 1994	5

LEADOFF HOMERS (CAREER)

1. Matt Carpenter	24
2. Lou Brock	21
3. Ray Lankford	7
4. Ray Blades	6
5. Jack Smith	5
Lonnie Smith	5

EXTRA-INNING HOMERS (SEASON)

1. Mark McGwire, 1998	4
2. Ken Boyer, 1958	3
Jack Clark, 1987	3
Paul Goldschmidt, 2019.....	3
Felix Jose, 1992	3

EXTRA-INNING HOMERS (CAREER)

1. Albert Pujols	13
2. Stan Musial	11
3. Jim Edmonds	7
4. Ken Boyer	6
Ted Simmons	6
Ray Lankford	6

WALK-OFF HOMERS (SEASON)

1. 29 players tied	2
--------------------------	---

WALK-OFF HOMERS (CAREER)

1. Stan Musial	12
2. Albert Pujols	10
3. Ken Boyer	5
Jim Edmonds	5
5. Ken Boyer	4
Kolten Wong	4

MULTIPLE-HR GAMES (CAREER)

1. Albert Pujols	46
2. Stan Musial	37
3. Mark McGwire	28
4. Rogers Hornsby	18
5. Ray Lankford	17
Jim Edmonds	17
Ken Boyer	17

MULTIPLE-HR GAMES (SEASON)

1. Albert Pujols, 2009	10
Mark McGwire, 1998	10
3. Mark McGwire, 1999	9
4. Albert Pujols, 2010	6
Jack Clark, 1987	6
Stan Musial, 1954	6
Stan Musial, 1949	6
Johnny Mize, 1940	6

PINCH-HIT HOMERS (SEASON)

1. George Crowe, 1959	4
George Crowe, 1960	4
Jeremy Hazelbaker, 2016	4
Carl Sawatski, 1961	4
5. 13 players tied	3
(Last: José Rondón, 2021)	

PINCH-HIT HOMERS (CAREER)

1. George Crowe	8
2. Matt Adams	7
3. Carl Sawatski	6
Gerald Perry	6
Chris Duncan	6
6. Matt Carpenter	5
Albert Pujols	5

GRAND SLAMS (SEASON)

1. Albert Pujols, 2009	5
2. Jim Bottomley, 1929	3
Keith Hernandez, 1977	3
Fernando Tatis, 1999	3
5. 34 players tied	2
(Last: Dylan Carlson, 2021)	

GRAND SLAMS (CAREER)

1. Albert Pujols	13
2. Stan Musial	9
3. Ken Boyer	7
Rogers Hornsby	7
Yadier Molina	7
Ted Simmons	7

INSIDE-PARK HOMERS (SEASON)

1. Jesse Burkett, 1901	8
2. Jesse Burkett, 1900	6
Rogers Hornsby, 1917	6
Ed Konetchy, 1912	6
Ed Konetchy, 1913	6

INSIDE-PARK HOMERS (CAREER)

1. Rogers Hornsby	30
2. Ed Konetchy	22
3. Jesse Burkett	19
4. Homer Smoot	12
5. Walton Cruise	9
Stan Musial	9

MOST HOMERS IN ONE MONTH

1. Mark McGwire, May 1998	16
+Mark McGwire, July '99	16
3. Mark McGwire, Sept. '97	15
Mark McGwire, Sept. '98	15
5. Jim Edmonds, June '03	14
*Albert Pujols, April '06	14
Albert Pujols, June '09	14
8. Mark McGwire, May '00	13
Jim Edmonds, July '04	13
10. Whitey Kurowski, Aug. '47	12
Mark McGwire, Aug. '99	12
Mark McGwire, Sept. '99	12
Albert Pujols, Aug. '04	12
14. Ripper Collins, June '35	11
Rogers Hornsby, May '25	11
Stan Musial, May '54	11
Mark McGwire, July '01	11
Albert Pujols, May '06	11
Albert Pujols, Aug. '10	11
Matt Carpenter, July '18	11
Paul Goldschmidt, July '19	11
Tyler O'Neill, Sept. 21	11

+Tied MLB July Record (A. Belle-CWS, 1998)

*Tied MLB April Record (A. Rodríguez-NYY, 2007).

Home Run information courtesy David Vincent, Society for American Baseball Research (SABR).



TEAM HIGHS & LOWS (SINCE 1892)

WINNING STREAK

17 Games..... 9/11/2021-9/28/2021
 14 Games..... 7/2/1935-7/18/1935
 12 Games..... 4/11/1982-4/24/1982
 12 Games..... 7/18/1943-7/27/1943
 11 Games..... 5/21/1941-5/30/1941
 11 Games..... 8/9/2001-8/19/2001

POSTSEASON

6 Games..... 10/12/1985-10/20/1985

LOSING STREAK

18 Games..... 9/3/1897-9/26/1897
 15 Games..... 9/6/1909-9/24/1909
 14 Games..... 6/25/1986-7/8/1896
 14 Games..... 6/21/1905-7/6/1905
 14 Games..... 9/16/1916-10/01/1916

POSTSEASON

6 Games..... 10/4/1928-10/2/1930

LONGEST GAME — INNINGS

25.....9/11/1974 at New York-NL
 20..... 4/17/2010 vs. New York-NL
 4/27/2003 at Florida
 8/28/1930 at Chicago-NL
 19..... Done 4 Times
 (last: 9/24/2019 at Arizona)

POSTSEASON

13..... 10/11/2013 vs. Los Angeles-NL

MOST RUNS INNING — CARDINALS

12..... 7/21/2012 vs. Chicago-NL - 7th
 9/16/1926 at Phila. (G1) - 3rd
 11..... 5/8/2005 vs. San Diego - 1st

POSTSEASON

*10..... 10/9/2019 at Atlanta - 1st

MOST RUNS INNING — OPPONENT

13..... 8/24/1993 at San Diego - 1st
 5/7/1966 vs. San Francisco - 3rd
 7/25/1900 at Boston - 1st
 5/13/1911 at New York - 1st
 12..... 4/22/1892 at Pittsburgh - 1st
 8/30/1953 at Brooklyn - 7th

POSTSEASON

10..... 10/9/1968 at Detroit- 3rd

MOST RUNS GAME — CARDINALS

28..... 7/6/1929 at Philadelphia (G2)
 23..... 9/16/26 at Philadelphia (G1)
 6/1/1895 at New York
 5/26/1895 vs. Washington
 7/27/1918 at Brooklyn (G2)

POSTSEASON

16..... 10/22/11 at Texas

MOST RUNS GAME — OPPONENT

28..... 9/3/1896 at Boston (G1)
 26..... 8/1/1894 at Chicago
 25..... 5/31/1897 at Boston
 8/1/1893 vs. Pittsburgh (G1)
 6/10/1892 at Baltimore (G1)

POSTSEASON

15..... 10/17/1996 at Atlanta

MOST HITS GAME — CARDINALS

28..... 7/6/1929 at Philadelphia (G2)
 26..... 8/22/2008 vs. Atlanta
 8/9/1932 at Philadelphia
 9/23/1930 at Philadelphia
 25..... 7/27/1918 at Brooklyn (G2)

POSTSEASON

20..... 10/10/1946 at Boston-AL

MOST HITS GAME — OPPONENT

25..... 8/25/1936 vs. Boston (G1)
 8/24/1936 vs. Pittsburgh
 6/24/1917 vs. Cincinnati (G2)
 24..... 6/20/2006 at Chicago-AL
 8/3/1961 vs. Pittsburgh

POSTSEASON

22..... 10/14/1996 vs. Atlanta

MOST XBH INNING — CARDINALS

8..... 7/24/2019 at Pittsburgh (2nd)
 7/21/2012 vs. Chicago (7th)

MOST TB INNING — CARDINALS

23..... 7/24/2019 at Pittsburgh (2nd)

MOST HR'S GAME — CARDINALS

7..... 7/12/1996 at Chicago
 5..... 5/7/1940 vs. Brooklyn
 6..... 9/3/2021 at Milwaukee
 6/26/2016 at Seattle
 4/15/2016 vs. Cincinnati
 7/15/2007 at Philadelphia
 8/18/2006 at Chicago-NL
 4/9/2000 vs. Milwaukee
 7/8/1962 at New York-NL
 5/10/1894 at Cincinnati

POSTSEASON

5..... 10/5/2004 vs. Los Angeles-NL

MOST HR'S GAME — OPPONENT

7..... 8/20/2003 vs. Pittsburgh
 8/16/1947 at Pittsburgh
 6..... 8/8/2014 at Baltimore
 7/23/2000 at Houston
 6/4/1989 vs. Chicago-NL
 4/16/1955 vs. Chicago-NL (14)
 5/31/1954 at Chicago-NL (7)
 7/11/1947 at New York G2 (8)
 6/22/1925 vs. Pittsburgh
 5/11/1923 at Philadelphia

POSTSEASON

6..... 10/12/2015 at Chicago-NL

MOST HR'S GAME — BOTH TEAMS

10..... 5/11/1923 at Philadelphia
 8/16/1947 at Pittsburgh
 9..... 7/20/2003 at Los Angeles-NL
 7/28/1963 at Chicago (G2)

POSTSEASON

8..... 10/12/2015 at Chicago-NL

**National League Postseason single-inning run record and tied the Major League mark. Also set the MLB postseason record for most runs scored in the 1st inning.*



In the deciding Game 5 of the 2019 National League Division Series in Atlanta, the Cardinals scored 10 runs in the 1st inning, a postseason record for the 1st inning and only the fourth 10-run inning in Major League postseason history.

The Cardinals set a team record with a 12-run seventh inning versus the Chicago Cubs at Busch Stadium on July 21, 2012, in which they also set a team record with seven doubles in the inning en route to a 12-0 victory.

MOST SEASONS APPEARED WITH THE CARDINALS

SEASONS	PLAYER	POSITION	YEARS
22	Stan Musial	OF, 1B	1941-44, '46-63
19	Yadier Molina	C	2004-22
18	Jesse Haines	RHP	1920-37
17	Bob Gibson	RHP	1959-75
17	Adam Wainwright	RHP	2005-10, '12-22
16	Lou Brock	OF	1964-79
15	Red Schoendienst	2B	1945-56, '61-63
15	Bob Forsch	RHP	1974-88
15	Ozzie Smith	SS	1982-96
14	Bill Sherdel	LHP	1918-30, '32

CAREER GAMES BY POSITION

FIRST BASE	YEARS	GAMES
1. Albert Pujols	2001-11, 22	1,357
2. Jim Bottomley	1922-32	1,340
3. Keith Hernandez	1974-83	1,118
4. Stan Musial	1941-44; 46-63	1,016
5. Ed Konetchy	1907-13	981

THIRD BASE	YEARS	GAMES
1. Ken Boyer	1955-65	1,539
2. Ken Reitz	1972-75; 77-80	1,081
3. Terry Pendleton	1984-90	908
4. Whitey Kurowski	1941-49	868
5. Matt Carpenter	2011-20	671

SECOND BASE	YEARS	GAMES
1. Julian Javier	1960-71	1,547
2. Red Schoendienst	1945-56; 61-63	1,429
3. Frankie Frisch	1927-37	1,141
4. Rogers Hornsby	1915-26; 33	997
5. Tom Herr	1979-1988	987

OUTFIELD	YEARS	GAMES
1. Lou Brock	1964-79	2,206
2. Stan Musial	1941-44; 46-63	1,890
3. Enos Slaughter	1938-42; 46-53	1,751
4. Curt Flood	1958-69	1,687
5. Ray Lankford	1990-2001; 2004	1,489

SHORTSTOP	YEARS	GAMES
1. Ozzie Smith	1982-96	1,929
2. Marty Marion	1940-50	1,484
3. Dal Maxvill	1962-72	1,054
4. Edgar Renteria	1999-2004	891
5. Garry Templeton	1976-81	700

CATCHER	YEARS	GAMES
1. Yadier Molina	2004-22	*2,184
2. Ted Simmons	1968-80	1,439
3. Del Rice	1945-55; 60	1,018
4. Tim McCarver	1959-61; 63-69; 73-74	960
5. Tom Pagnozzi	1987-98	827

* MLB Record, most games at catcher with one organization

CARDINALS OPENING-DAY STATISTICS

	Games	Won	Lost	Tied	Percentage
At St. Louis	69	37	32	0	.536
On Road	62	24	36	2	.395
TOTALS	131	61	68	2	.465

OPENING-DAY RECORD AGAINST EACH OPPONENT

	HOME		ROAD			TOTALS		
	W	L	W	L	T	W	L	T
Astros	0	0	2	0	0	2	0	0
Braves*	1	0	1	2	0	2	2	0
Brewers	1	2	0	1	0	1	3	0
Cubs	6	9	4	11	2	10	20	2
Cleveland	2	0	0	0	0	2	0	0
Diamondbacks	0	0	0	1	0	0	1	0
Dodgers**	1	0	1	1	0	2	1	0
Giants+	1	2	0	1	0	1	3	0
Louisville	1	0	0	0	0	1	0	0

	HOME		ROAD			TOTALS		
	W	L	W	L	T	W	L	T
Marlins++	0	0	1	0	0	1	0	0
Mets	1	2	1	4	0	2	6	0
Nationals/Expos	1	2	1	1	0	2	3	0
Philadelphia	2	2	2	0	0	4	2	0
Pirates	18	11	1	5	0	19	16	0
Padres	0	1	0	0	0	0	1	0
Reds	1	0	10	8	0	11	8	0
Rockies	1	1	0	1	0	1	2	0

* Boston-Milwaukee-Atlanta

+ New York-San Francisco

** Brooklyn-Los Angeles

++Florida-Miami

One-run games: 18-26

Extra-inning games: 3-8

Earliest opener: 3/28/2019

Latest opener: July 24, 2020



MOST OPENING DAY STARTS (SINCE 1908)

CARDINAL	STARTS	SEASONS
1. Stan Musial.....	21	1942-44; '46-63
2. Yadier Molina.....	18	2005-22
3. Lou Brock.....	15	1965-79
4. Ozzie Smith.....	13	1982-95
Enos Slaughter.....	13	1938-42; '46-53

CARDINAL	STARTS	SEASONS
6. Albert Pujols.....	12	2001-11, '22
7. Red Schoendienst.....	11	1945, '47-56
Rogers Hornsby.....	11	1926-26
Julian Javier.....	11	1961-71
Ken Boyer.....	11	1955-65

OPENING DAY STARTS BY POSITION (SINCE 1908)

PITCHER	STARTS	SEASONS
1. Bob Gibson.....	10	1965, '67-75
2. Adam Wainwright....	6	2009, '13-16, '22
3. Dizzy Dean.....	5	1933-37
Chris Carpenter.....	5	2005-07, '10-11

SHORTSTOP	STARTS	SEASONS
1. Ozzie Smith.....	13	1982-95
2. Marty Marion.....	9	1940-42, '44-49
3. Edgar Renteria.....	6	1999-2004

CATCHER	STARTS	SEASONS
1. Yadier Molina.....	18	2005-22
2. Ted Simmons.....	10	1971-80
3. Del Rice.....	5	1946, '49, '52-54
Darrell Porter.....	5	1981-85

LEFT FIELD	STARTS	SEASONS
1. Lou Brock.....	14	1965, '67-79
2. Stan Musial.....	8	1942-43; '46, '52, '54, '59, '61, '63
3. Matt Holliday.....	6	2010-15

FIRST BASE	STARTS	SEASONS
1. Jim Bottomley.....	10	1923-32
3. Keith Hernandez.....	9	1975-83
2. Albert Pujols.....	8	2004-11

CENTER FIELD	STARTS	SEASONS
1. Terry Moore.....	9	1935-42, '46
2. Curt Flood.....	8	1962-69
Jim Edmonds.....	8	2000-07

SECOND BASE	STARTS	SEASONS
1. Julian Javier.....	11	1961-71
2. Red Schoendienst....	10	1947-56
3. Frankie Frisch.....	9	1927-29, '31-36

RIGHT FIELD	STARTS	SEASONS
1. Enos Slaughter.....	10	1938-42; '46-47, '51-53
2. Stan Musial.....	5	1944, '48, '50, '56, '61
George Hendrick.....	5	1980-84
Steve Evans.....	5	1910-13

THIRD BASE	STARTS	SEASONS
1. Ken Boyer.....	11	1955-65
2. Ken Reitz.....	7	1973-75; 77-80
3. Terry Pendleton.....	6	1985-90
Whitey Kurowski.....	6	1943-48
Matt Carpenter.....	6	2013-16, '18-19

DESIGNATED HITTER	STARTS	SEASONS
1. Matt Carpenter.....	1	2020
1. Albert Pujols.....	1	2022

LONGEST STREAKS OF OPENING DAY STARTS BY POSITION (SINCE 1900)

Pitcher.....	Bob Gibson.....	9	1967-75
Catcher.....	Yadier Molina.....	18	2005-22
First base.....	Jim Bottomley.....	10	1923-32
Second Base.....	Julian Javier.....	11	1961-71
Shortstop.....	Ozzie Smith.....	7	1982-88
Third Base.....	Ken Boyer.....	11	1955-65
Left Field.....	Lou Brock.....	13	1967-79
Center Field.....	Jim Edmonds.....	8	2000-07
	Terry Moore.....	8	1935-42
	Curt Flood.....	8	1962-69
Right Field.....	George Hendrick.....	5	1980-84
	Enos Slaughter.....	5	1938-42
	Steve Evans.....	5	1909-13

MOST CONSECUTIVE OPENING DAY STARTS (SINCE 1900):

1. Stan Musial.....	18	1946-63
2. Yadier Molina.....	18	2005-22
3. Lou Brock.....	15	1965-79
4. Albert Pujols.....	11	2001-11
Rogers Hornsby.....	11	1916-26
Julian Javier.....	11	1961-71
Ken Boyer.....	11	1955-65
8. Jim Bottomley.....	10	1923-32
Red Schoendienst.....	10	1947-56
Frankie Frisch.....	10	1927-36
Ted Simmons.....	10	1971-80

CLUB RECORDS

SEASON

Most Players	*51 (31 pitchers) in 2021
.....	*51 (28 pitchers) in 2022
Fewest Players	25 in 1904
Most Games	164 in 1989
Most At-Bats	5,734 in 1979 (163 games)
Most Runs	1,004 in 1930 (154 games)
Most Opponents' Runs	838 in 1999 (161 games)
Fewest Runs	372 in 1908 (154 games)
Most Hits	1,732 in 1930 (154 games)
Fewest Hits	1,105 in 1908 (154 games)
Most Singles	1,223 in 1920 (155 games)
Most Doubles	373 in 1939 (154 games)
Most Triples	96 in 1920 (155 games)
Most Homers	235 in 2000 (162 games)
Most Opponents' Homers	210 in 2003 (162 games)
Fewest Homers (154 or 162-game schedule)	10 in 1906
Most Homers at Sportsman's Park Cards & Opponent	176 in 1955
Most Homers at Busch Stadium (old) Cards & Opponent	229 in 2000
Most Homers at Busch Stadium (new) Cards & Opponent	182 in 2016 & 2019
Most Grand Slams	12 in 2000
Most Pinch Home Runs	17 in 2016
Most Total Bases	2,595 in 1930 (154 games)
Most Long Hits	566 in 1930 (154 games)
Most Extra Bases on Long Hits	1,021 in 1998 (163 games)
Most Sacrifices (SH and SF)	212 in 1926 (156 games)
Most Sacrifice Hits	172 in 1943 (147 games)
Most Sacrifice Flies	70 in 2004 (162 games)
Most Stolen Bases	314 in 1985 (162 games)
Most Caught Stealing	118 in 1992 (162 games)
Most Bases on Balls	676 in 1998 (163 games)
Most Strikeouts	1,420 in 2019 (162 games)
Fewest Strikeouts	414 in 1925 (153 games)
Most Hit By Pitch	86 in 2021 (162 games)
Fewest Hit By Pitch	15 in 1925 (153 games)

Most Runs Batted In	942 in 1930 (154 games)
Most Game-Winning RBIs	97 in 2004 (162 games)
Highest Batting Average314 in 1930 (154 games)
Lowest Batting Average223 in 1908 (154 games)
Highest Slugging Average471 in 1930 (154 games)
Lowest Slugging Average288 in 1908 (154 games)
Most Grounded Into Double Play	169 in 2011 (162 games)
Fewest Grounded Into Double Play	75 in 1945 (155 games)
Most Left On Bases	1,251 in 1939 (155 games)
Fewest Left On Bases	957 in 1995 (143 games)
Most 100-Run Scorers	4 in 1928
Most .300 Hitters	11 in 1930
Most 30-Homer Hitters	*3 in 2021
Most 20-Homer Hitters	6 in 2016
Most 10-Homer Hitters	11 in 2019
Most 100-RBI Hitters	3 in 2003 & 2004

DEFENSIVE

Most Putouts	4,460 in 1979 (163 games)
Fewest Putouts	3,797 in 1995 (143 games)
Most Assists	2,293 in 1917 (154 games)
Fewest Assists	1,514 in 2021 (162 games)
Most Chances Accepted	6,459 in 1917 (154 games)
Fewest Chances Accepted	5,532 in 1995 (143 games)
Most Errors	348 in 1908 (154 games)
Fewest Errors	66 in 2019 (162 games)
.....	66 in 2022 (162 games)
Most Errorless Games	109 in 2019 (162 games)
Most Consecutive Errorless Games	16 in 1992
Most Double Plays	196 in 2005 (162 games)
Fewest Double Plays	114 in 1990 (162 games)
Most Passed Balls	38 in 1906 (154 games)
Fewest Passed Balls	4 in 1925 (153 games)
Highest Fielding Average989 in 2019 (162 games)
.....	.989 in 2022 (162 games)
Lowest Fielding Average946 in 1908 (154 games)



CLUB RECORDS (CONTINUED)

GAME

Most Runs
..... **28** vs. Philadelphia, July 6, 1929, Second Game

Most Runs — By Opponent
..... **28** by Boston, September 3, 1896, First Game

Most Runs — By Opponent — Since 1900
..... **24** by Pittsburgh, June 22, 1925

Most Runs — Shutout Game
..... **18** vs. Cincinnati, June 10, 1944

Most Runs — Shutout Game — By Opponent
..... **19** by Pittsburgh, August 3, 1961

Most Runs — Doubleheader Shutout
..... **16** vs. Brooklyn, September 21, 1934

Most Hits — Game **30** vs. New York, June 1, 1895

Most Hits — Game — Since 1900
..... **28** vs. Philadelphia, July 6, 1929, Second Game

Longest 1-0 Game Won
..... **14** Innings vs. Boston, June 15, 1939

Longest 1-0 Game Lost
..... **18** Innings vs. New York, July 2, 1933, First Game
Note: Lost 2-1 in 20 innings April 17, 2010 vs. New York Mets. Game was scoreless for the first 18 innings.

Most Home Runs..... **7** vs. Brooklyn, May 7, 1940
..... **7** at Chicago, July 12, 1996

Most Home Runs — By Opponent
..... **7** by Pittsburgh, August 16, 1947
..... **7** by Pittsburgh, August 20, 2003

Most Consecutive Games — One or More Homers
..... **25** Aug. 9-Sept. 6, 2016
**Tied NL Record* (52 homers total)*

Most Total Bases **49** vs. Brooklyn, May 7, 1940

INNING

Most Runs **12** vs. Chicago (NL),
July 21, 2012, 7th inning
..... **12** vs. Philadelphia, Sept. 15, 1926,
1st Game, 3rd inning

Scoring Runs Every Inning9/13/64 at Chicago

ATTENDANCE

Highest Home Attendance **3,552,180** in 2007
(81 dates)

Highest Road Attendance **2,820,564** in 1999
(79 dates)

Largest Crowd — Day Game
..... **52,916** vs. Cincinnati, September 28, 1996

Largest Crowd — Doubleheader
..... **49,743** vs. Atlanta, June 23, 1968

Largest Crowd — Night Game
..... **53,415** vs. Chicago, July 30, 1994

Largest Crowd — Home Opener
..... **52,841** vs. Montreal, April 8, 1996

STANDINGS & RECORD

Most Games Won..... **106** in 1942

Most Games Lost..... **111** in 1898

Most Games Lost — Since 1900..... **105** in 1908

Most Games Won — Month..... **26**, July 1944

Most Games Lost — Month..... **27**, September 1908

Highest Percentage — Games Won
..... **.688** in 1942 (Won 106, Lost 48)

Lowest Percentage — Games Won
..... **.221** in 1897 (Won 29, Lost 102)

Lowest Percentage Games Won — Since 1900
..... **.314** in 1903 (Won 43, Lost 94)

Most Shutouts Won..... **30** in 1968

Most Shutouts Lost..... **33** in 1908

Most 1-0 Games Won **8** in 1907 and 1968

Most 1-0 Games Lost..... **8** in 1918

Most Games Lost by 10-or-more Runs **11** in 2007

Most Consecutive Games Won..... **17** in 2021

Most Consecutive Games Lost..... **15** in 1909

League Championships **19**

Last-Place Finishes **9** (Tied in 1916)

THE LAST TIME IT HAPPENED

BATTING

CARDINAL HIT FOR CYCLE

Nolan Arenado at Philadelphia, July 1, 2022

OPPONENT HIT FOR CYCLE

Daryle Ward (Pittsburgh) at St. Louis, May 26, 2004.

CARDINAL PITCHER

HAD TWO HITS IN ONE INNING

Adam Wainwright vs. Milwaukee, April 13, 2013, sixth inning (infield single to shortstop off Yovani Gallardo and single to centerfield off Michael Gonzalez).

HOME RUNS

CARDINAL HIT INSIDE-THE-PARK HOME RUN

Harrison Bader, vs. Baltimore, May 10, 2022, sixth inning with runner on second and no outs, off Kyle Bradish.

OPPONENT HIT INSIDE-THE-PARK HOME RUN

Adam Frazier (Pittsburgh), at St. Louis, September 9, 2017, seventh inning with no runners on and one out, off John Brebbia.

CARDINAL HOMERED FROM BOTH SIDES OF PLATE

Dylan Carlson vs. Milwaukee, September 30, 2021; third inning, solo home run batting right-handed off Brett Anderson; sixth inning, two-run home run batting left-handed off Miguel Sánchez.

CARDINAL HIT 4 HOME RUNS IN A GAME

Mark Whiten at Cincinnati, September 7, 1993 [2].

OPPONENT HIT 4 HOME RUNS IN A GAME

Scooter Gennett at Cincinnati, June 6, 2017.

CARDINAL HIT 3 HOME RUNS IN A GAME

Paul DeJong at Pittsburgh, July 24, 2019.

OPPONENT HIT 3 HOME RUNS IN A GAME

Christian Yelich at Milwaukee, April 15, 2019.

CARDINAL PINCH-HIT GRAND SLAM

Albert Pujols vs. Colorado, August 18, 2022, 3rd inning off Austin Gomber.

OPPONENT PINCH-HIT GRAND SLAM

Daniel Vogelbach at Milwaukee, September 5, 2021, ninth inning off Alex Reyes (game-ending).

CARDINAL HIT 2 HOME RUNS IN EXTRA INNINGS

Matt Adams at Cincinnati, September 4, 2013; 14th inning off Alfredo Simon and 16th inning off Logan Ondrusek.

**MLB record for extra inning home runs 14th inning and beyond*

HOME RUNS (continued)

CARDINAL PINCH-HIT HOME RUN

Alec Burluson at Los Angeles Dodgers, September 23, 2022, eighth inning, solo home run, off Hanser Alberto.

OPPONENT PINCH-HIT HOME RUN

Sergio Alcántara, at Chicago Cubs, September 24, 2021 (Game 1), sixth inning, 2-run, off Alex Reyes.

CARDINAL WALK-OFF HOME RUN

Tommy Edman vs. Cincinnati, June 11, 2022, two-run, off Joel Kuhnel (9th inning).

OPPONENT WALK-OFF HOME RUN

Taylor Walls at Tampa Bay, June 7, 2022, three-run, off Drew VerHagen (10th inning).

CARDINAL BACK-TO-BACK HOME RUNS

Tommy Edman & Tyler O'Neill at Chicago Cubs, September 3, 2022, off Drew Smyly (3rd inning).

OPPONENT BACK-TO-BACK HOME RUNS

Brendan Rodgers and Ryan McMahon at Colorado, August 11, 2022, off Genesis Cabrera (7th inning).

THREE CONSECUTIVE HOME RUNS BY CARDINALS (4)

Nolan Arenado, Nolan Gorman, Juan Ypez, and Dylan Carlson at Philadelphia, July 2, 2022, off Kyle Gibson (1st inning).

THREE CONSECUTIVE HOME RUNS BY OPPONENT (4)

Yoan Moncada, Yasmani Grandal, José Abreu and Eloy Jimenez at Chicago White Sox, August 16, 2020, fifth inning off Roel Ramirez.

HOME RUN BY CARDINAL PITCHER

Jack Flaherty vs. Colorado, May 7, 2021, third inning, solo, off Austin Gomber.

OPPONENT HOME RUN BY PITCHER

Steven Matz at New York Mets, June 14, 2019, fifth inning, two-run off Tyler Webb.

GRAND SLAM BY CARDINAL PITCHER

Jake Westbrook at Milwaukee, August 31, 2011, fourth inning, off Randy Wolf.

CARDINAL LEADOFF HOME RUN

Lars Nootbaar at Arizona, August 21, 2022, off Merrill Kelly.

OPPONENT LEADOFF HOME RUN

Jurickson Profar at San Diego, September 22, 2022, off Jack Flaherty.



THE LAST TIME IT HAPPENED (CONTINUED)

PITCHING

CARDINAL NO-HITTER

Bud Smith at San Diego, September 3, 2001, 4-0 vs. Bobby Jones

NO-HITTER VS. CARDINALS

Johan Santana at New York Mets, June 1, 2012, 8-0 vs. Adam Wainwright

CARDINAL COMPLETE GAME, SHUTOUT

Jordan Montgomery at Chicago Cubs, August 22, 2022 (1 hit)

COMPLETE GAME, SHUTOUT VS. CARDINALS

Adrian Houser at Milwaukee, September 4, 2021 (3 Hits)

CARDINAL COMPLETE GAME, 1-HITTER

Jordan Montgomery at Chicago Cubs, August 22, 2022, 1-0

COMPLETE GAME, 1-HITTER VS. CARDINALS

Brandon Webb at Arizona, September 9, 2006, 3-0

CARDINAL BACK-TO-BACK SHUTOUTS

Andre Pallante and Ryan Helsley (combined), July 31, 2022 at Washington;
Adam Wainwright, Jordan Hicks, and Chris Stratton (combined), August 2, 2022 vs. Chicago Cubs.

BACK-TO-BACK SHUTOUTS VS. ST. LOUIS (3)

Luis Cessa, Derek Law, Joel Kuhnel, and Buck Farmer (combined), September 18, 2022 vs. Cincinnati;
Mike Clevinger, Nick Martinez, Tim Hill, and Luis Garcia (combined), September 20, 2022 at San Diego;
Blake Snell, Robert Suarez, and Josh Hader (combined), September 21, 2022 at San Diego

CARDINAL WITH 15 OR MORE STRIKEOUTS

Bob Gibson at Philadelphia, May 23, 1970 (16)

OPPONENT WITH 15 OR MORE STRIKEOUTS

Corey Kluber at Cleveland, May 13, 2015 (18)

CARDINAL POSITION PLAYER PITCHED

Corey Dickerson (outfielder), September 23, 2022 at Los Angeles Dodgers

OPPOSING POSITION PLAYER PITCHED

Hanser Alberto (infielder), September 23, 2022 at Los Angeles Dodgers.

BASERUNNING

CARDINAL STOLE HOME

Pete Kozma, September 21, 2012, at Chicago, top of fourth inning. Kozma led off the inning with a triple and stole home on Chris Volstad with Daniel Descalso batting on a failed squeeze bunt attempt.

CARDINAL STRAIGHT STEAL OF HOME

Pete Kozma, September 21, 2012, at Chicago, top of fourth inning. Kozma led off the inning with a triple and stole home on Chris Volstad with Daniel Descalso batting on a failed squeeze bunt attempt.

OPPONENT STOLE HOME

Mark Loretta, July 28, 1998, vs. Milwaukee as part of a double steal in the fourth inning.

FIELDING

CARDINAL TRIPLE PLAY

Daniel Descalso (2b) - Jhonny Peralta (ss) - Allen Craig (1B), at Toronto, sixth inning, June 6, 2014. With runners Anthony Gose (third), Jose Reyes (second) and Melky Cabrera (first) on base, Jose Bautista lined out to second baseman Descalso, who threw to Jhonny Peralta who stepped on second to double off Reyes and then threw to Craig at first for the out of Cabrera. Seth Maness pitching.

TRIPLE PLAY VS. CARDINALS

Luis Urias (3b) to Keston Hiura (2b) to Jedd Gyorko Moreland (1b) - vs. Milwaukee, eighth inning, September 27, 2020. With runners on second base (Paul Goldschmidt) and first base (Dylan Carlson), Yadier Molina grounded into a 5-4-3 triple play. Adrian Houser pitching.

DOUBLEHEADERS

CARDINAL PLAYER HOMERED IN BOTH GAMES OF DOUBLEHEADER

Paul Goldschmidt, June 14, 2022 vs. Pittsburgh
Game 1: 3rd inning off JT Brubaker (two-run)
Game 2: 1st inning off Bryse Wilson (solo)

CARDINAL PITCHER WON BOTH GAMES OF DOUBLEHEADER

Mark Littell vs. Philadelphia, July 1, 1979.

CARDINAL PITCHER SAVED BOTH GAMES OF DOUBLEHEADER

Seung Hwan Oh vs. San Diego, July 20, 2016

THE LAST TIME...CARDINALS SERIES SWEEPS

Opponent	Series Description	Dates	
ARIZONA	3-Game Series at Arizona.....	5/7-5/9/2012	
	3-Game Series at St. Louis.....	8/19-8/21/2022	
	4-Game Series at Arizona.....	8/24-8/27/2015	
ATLANTA	3-Game Series at Atlanta.....	5/5-5/7/2017	
	4-Game Series at Atlanta.....	* ****9/13-9/15/1963	
	3-Game Series at St. Louis.....	9/9-9/11/2011	
	4-Game Series at St. Louis.....	4/26-4/29/2010	
BALTIMORE	3-Game Series at Baltimore.....	6/28-6/30/2011	
CHICAGO (AL)	2-Game Series at Chicago.....	7/21-7/22/2015	
	2-Game Series at St. Louis.....	5/1-5/2/2018	
	3-Game Series at St. Louis.....	6/15-6/17/2001	
CHICAGO (NL)	2-Game Series at Chicago.....	7/19-7/20/2004	
	3-Game Series at Chicago.....	6/20-6/22/2016	
	4-Game Series at Chicago.....	9/24-9/26/2021	
	3-Game Series at St. Louis.....	9/2-9/4/2022	
CINCINNATI	3-Game Series at Cincinnati.....	9/19-9/21/2017	
	4-Game Series at Cincinnati.....	4/12-4/15/2018	
	2-Game Series at St. Louis.....	7/15-7/16/2022	
	3-Game Series at St. Louis.....	4/23-4/25/2021	
COLORADO	3-Game Series at Colorado.....	9/24-9/26/2004	
	3-Game Series at St. Louis.....	8/16-8/18/2022	
	4-Game Series at St. Louis.....	8/22-8/25/2019	
	HOUSTON	2-Game Series at Houston.....	8/16-8/17/2016
3-Game Series at Houston.....		4/20-4/22/2004	
4-Game Series at Houston.....		6/3-6/6/1968	
2-Game Series at St. Louis.....		5/18-5/19/2011	
3-Game Series at St. Louis.....		9/18-9/20/2012	
LOS ANGELES (AL)	4-Game Series at St. Louis.....	8/18-8/21/1983	
	KANSAS CITY	2-Game Series at Kansas City.....	8/13-8/14/2019
		2-Game Series at St. Louis.....	8/9-8/10/2017
		3-Game Series at Kansas City.....	8/13-8/15/2021
3-Game Series at St. Louis.....		6/14-6/16/2002	
LOS ANGELES (AL)	3-Game Series at Los Angeles.....	5/10-5/12/2016	
LOS ANGELES (NL)	2-Game Series at Los Angeles.....	7/15-7/16/2002	
	3-Game Series at Los Angeles.....	8/20-8/22/2018	
	4-Game Series at Los Angeles.....	7/1-7/4/1968	
	3-Game Series at St. Louis.....	9/3-9/5/2004	
MIAMI	4-Game Series at St. Louis.....	4/8-4/11/2019	
	3-Game Series at Miami.....	4/5-4/7/2021	
	4-Game Series at Miami.....	8/4-8/7/2011	
3-Game Series at St. Louis.....	6/14-6/16/2021		

Opponent	Series Description	Dates
MILWAUKEE	2-Game Series at Milwaukee.....	9/23-9/24/2003
	3-Game Series at Milwaukee.....	9/15-9/17/2015
	4-Game Series at Milwaukee.....	9/20-9/21/2021
	2-Game Series at St. Louis.....	7/21-7/22/2004
MINNESOTA	3-Game Series at St. Louis.....	4/22-4/24/2019
	2-Game Series at St. Louis.....	6/15-6/16/2015
NEW YORK (AL)	3-Game Series at St. Louis.....	7/15-7/17/2001
	3-Game Series at St. Louis.....	8/5-8/7/2022
NEW YORK (NL)	3-Game Series at New York.....	9/13-9/15/2021
	4-Game Series at New York... **	***9/17-9/19/1982
	3-Game Series at St. Louis.....	4/21-4/23/2009
OAKLAND	3-Game Series at St. Louis.....	4/21-4/23/2009
PHILADELPHIA	3-Game Series at St. Louis.....	6/15-6/17/2004
	3-Game Series at Philadelphia.....	4/3-4/6/2006
	4-Game Series at Philadelphia.....	6/30-7/2/1972
	2-Game Series at St. Louis.....	5/16-5/17/2011
PITTSBURGH	3-Game Series at St. Louis.....	6/9-6/11/2017
	4-Game Series at St. Louis.....	8/4-8/7/1986
	2-Game Series at Pittsburgh.....	4/1-4/3/2019
	3-Game Series at Pittsburgh.....	5/20-5/22/2022
SAN DIEGO	4-Game Series at Pittsburgh.....	7/22-7/25/2019
	2-Game Series at St. Louis.....	5/18-5/19/2021
	3-Game Series at St. Louis.....	8/9-8/11/2019
	4-Game Series at St. Louis.....	5/7-5/10/2001
SAN FRANCISCO	3-Game Series at San Diego.....	9/3-9/5/2001
	4-Game Series at San Diego.....	7/20-7/23/1989
	3-Game Series at St. Louis.....	5/30-6/1/2022
	4-Game Series at St. Louis.....	*7/18-7/21/2016
SEATTLE	3-Game Series at St. Louis.....	7/2-7/4/2004
TAMPA BAY	3-Game Series at San Francisco.....	6/17-6/19/1991
	4-Game Series at San Francisco.....	9/9-9/12/1993
	2-Game Series at St. Louis.....	9/15-9/16/2006
	3-Game Series at St. Louis.....	9/21-9/23/2018
TORONTO	4-Game Series at St. Louis.....	*6/8-6/10/1962
	3-Game Series at Tampa Bay.....	6/17-6/19/2005
WASHINGTON	3-Game Series at St. Louis.....	6/3-6/5/2003
WASHINGTON	3-Game Series at Washington.....	4/22-4/24/2013
	2-Game Series at St. Louis.....	5/17-5/18/2010
	3-Game Series at St. Louis.....	6/13-6/15/2014
	4-Game Series at St. Louis.....	5/12-5/15/1983

*** 5-Game Series ** Includes two double-headers
 * Includes double-header **** At Milwaukee

HISTORY



THE LAST TIME...OPPONENT SERIES SWEEPS

Opponent	Series Description	Dates
ATLANTA	3-Game Series at Atlanta.....	*10/2-4/2015
	4-Game Series at Atlanta.....	5/16-19/1997
	3-Game Series at St. Louis.....	8/3-5/2021
	4-Game Series at St. Louis.....	pre-1962
BOSTON	2-Game Series at Boston.....	8/15-16/2017
	2-Game Series at St. Louis.....	5/15-17/2017
CHICAGO (AL)	2-Game Series at St. Louis.....	6/30-7/1/2015
CHICAGO (NL)	2-Game Series at Chicago.....	6/21-23/2002
	3-Game Series at Chicago.....	6/11-13/2021
	4-Game Series at Chicago.....	7/27-30/2006
	2-Game Series at St. Louis.....	4/27-28/2007
	3-Game Series at St. Louis.....	9/13-15/2010
4-Game Series at St. Louis.....	6/27-30/1929	
CINCINNATI	2-Game Series at Cincinnati.....	5/1-2/2006
	3-Game Series at Cincinnati.....	7/13-15/2011
	4-Game Series at Cincinnati.....	6/5-8/2017
	2-Game Series at St. Louis.....	6/26-27/2001
	3-Game Series at St. Louis.....	6/5-7/2006
4-Game Series at St. Louis.....	5/4-7/1990	
COLORADO	3-Game Series at Colorado.....	7/6-8/2010
	4-Game Series at Colorado.....	7/14-17/1994
	4-Game Series at St. Louis.....	6/5-8/2009
DETROIT	2-Game Series at Detroit.....	6/22-23/2021
	3-Game Series at Detroit.....	5/18-20/2007
HOUSTON	2-Game Series at Houston.....	5/3-4/2006
	3-Game Series at Houston.....	8/30-9/1/2010
	4-Game Series at Houston.....	9/21-24/2006
	2-Game Series at St. Louis.....	6/14-15/2016
	3-Game Series at St. Louis.....	5/11-13/2010
KANSAS CITY	3-Game Series at Kansas City.....	6/12-14/2001
	2-Game Series at St. Louis.....	6/29-30/2016
	3-Game Series at St. Louis.....	6/17-19/2008
LOS ANGELES (NL)	3-Game Series at Los Angeles.....	8/5-7/2019
	4-Game Series at Los Angeles.....	4/29-5/2/1976
	2-Game Series at St. Louis.....	7/9-10/2003
	3-Game Series at St. Louis.....	8/22-24/2011

* Includes double-header # New York Giants

Opponent	Series Description	Dates
MIAMI	3-Game Series at Miami.....	7/28-30/1995
	3-Game Series at St. Louis.....	8/27-29/1996
MILWAUKEE	3-Game Series at Milwaukee.....	6/10-12/2011
	4-Game Series at Milwaukee.....	4/18-21/2002
	2-Game Series at St. Louis.....	8/17-18/2010
	3-Game Series at St. Louis.....	9/24-26/2018
	4-Game Series at St. Louis.....	7/21-24/2008
MINNESOTA	2-Game Series at Minnesota.....	7/28-29/2020
NEW YORK (AL)	3-Game Series at New York.....	4/14-16/2017
NEW YORK (NL)	3-Game Series at New York.....	8/22-24/2006
	3-Game Series at St. Louis.....	4/1-4/2007
	4-Game Series at St. Louis.....	4/24-27/1986
OAKLAND	2-Game Series at Oakland.....	8/3-4/2019
	2-Game Series at St. Louis.....	6/25-26/2019
PHILADELPHIA	3-Game Series at Philadelphia.....	8/15-17/2003
	4-Game Series at Philadelphia.....	pre-1962
	2-Game Series at St. Louis.....	5/4-5/2009
	3-Game Series at St. Louis.....	8/1-3/2006
	4-Game Series at St. Louis.....	pre-1962
PITTSBURGH	3-Game Series at Pittsburgh.....	4/27-29/2018
	4-Game Series at Pittsburgh.....	7/30-8/2/1992
	2-Game Series at St. Louis.....	* 8/27/2020
	3-Game Series at St. Louis.....	5/27-29/1991
4-Game Series at St. Louis.....	7/3-6/1997	
SAN DIEGO	3-Game Series at San Diego.....	5/14-16/2021
	3-Game Series at St. Louis.....	5/23-25/1980
SAN FRANCISCO	2-Game Series at San Francisco.....	4/18-19/2007
	3-Game Series at San Francisco.....	6/29-7/1/2001
	4-Game Series at San Francisco.....	7/24-26/1987
	3-Game Series at St. Louis.....	6/5-7/1998
	4-Game Series at St. Louis.....	#5/6-9/1912
TAMPA BAY	2-Game Series at St. Louis.....	7/22-7/23/2014
	3-Game Series at Tampa Bay.....	6/7-6/9/2022
TEXAS	3-Game Series at St. Louis.....	6/17-6/19/2016
TORONTO	3-Game Series at St. Louis.....	6/24-6/26/2011
WASHINGTON	3-Game Series at Washington.....	6/14-6/16/2011
	4-Game Series at Montreal.....	4/25-4/28/1985
	3-Game Series at St. Louis.....	4/29-5/1/2016

BUSCH STADIUM III HIGHS AND LOWS

Most Runs - Cards & Opp.... 24, twice. Last: 9/17/07 (PHI 13, STL 11)
Most Runs - Cards..... 18, 8/22/08 vs. ATL
Most Runs - Opp...... 20, 6/13/08 vs. PHI
Fewest Runs - Cards & Opp...... 1, 19 times. Last: 6/16/21 vs. MIA

Most Hits - Cards & Opp...... 36, 8/22/08 (STL 26, ATL 10)
Most Hits - Cards & Opp (Extra Inn.)
..... 35, 6/2/06 (STL 19, CHI 16), 14 inn.
Most Hits - Cards..... 26, 8/22/08 vs. ATL (8 inn.)
Most Hits - Opp...... 23, 9/20/07 vs. HOU
Fewest Hits - Cards & Opp...... 5, twice. Last: 8/5/16 (STL 2, ATL 3)
Fewest Hits - Cards..... 1, 3 times. Last: 9/12/16 vs. CHI
Fewest Hits - Opp...... 1, 7 times. Last: 8/19/19 vs. MIL

Most Extra Base Hits - Cards & Opp. .14, twice. Last: 6/6/18 (MIA 10, STL 4)
Most Extra Base Hits - Cards
..... 10, twice. Last: 4/11/16 vs. MIL (8 2B, 2 3B)
Most Extra Base Hits - Opp.
..... 10, 3x, 6/6/18 vs. MIA (6 2B, 1 3B, 3 HR)

Most Home Runs - Cards & Opp.
..... 7, 3 times. Last: 9/27/16 (STL 5, CIN 2)
Most Home Runs - Cards..... 6, 4/15/16 vs. CIN
Most Home Runs - Opp...... 5, 5 times. Last: 4/26/19 vs. CIN
Most Singles - Cards & Opp...... 28, 8/22/08 (STL 21, ATL 7)
Most Singles - Cards..... 21, 8/22/08 vs. ATL (8 inn.)
Most Singles - Opp...... 17, 3 times. Last: 9/26/16 vs. CIN
Most Doubles - Cards & Opp...... 11, 8/30/06 (STL 8, FLA 3)
Most Doubles - Cards..... 9, 7/21/12 vs. CHI
Most Doubles - Opp...... 9, 4/16/16 vs. CIN

Most Triples - Cards & Opp.
..... 3, five times. Last: 6/15/22 vs. PIT (STL 1, PIT 2)
Most Triples - Cards..... 3, 9/26/08 vs. CIN
Most Triples - Opp...... 2, 10 times. Last: 6/15/22 vs. PIT

Most Strikeouts - Cards & Opp...... 28, 9/28/17 (STL 17, CHI 11)
Most Strikeouts - Cards & Opp (Extra Inn.)
..... 35, 4/17/10 (STL 19, NYM 16), 20 inn.
Most Strikeouts - Cards..... 17, three times. Last: 9/28/17 vs. CHI
Most Strikeouts - Cards (Extra Inn.)..... 19, 4/17/10 vs. NYM, 20 inn.
Most Strikeouts - Opp...... 17, 9/14/19 vs. MIL
Most Strikeouts - Opp. (Extra Inn.)..... 19, 8/19/12 vs. PIT, 19 inn.

Most Walks - Cards & Opp...... 16, 4/6/19 (SD 10, STL 6)
Most Walks - Cards & Opp. (Extra Inn.)
..... 19, 4/17/10 (STL 11, NYM 8)
Most Walks - Cards..... 12, 4/8/17 vs. CIN
Most Walks - Cards (Extra Inn.)..... 11, 4/17/10 vs. NYM, 20 inn.
Most Walks - Opp...... 11, 3x. Last: 5/6/21 vs. NYM
Most Walks - Opp. (Extra Inn.)..... 13, 7/19/15 vs. NYM, 18 inn.

Most Errors - Cards & Opp.... 5, six times. Last: 5/4/11 (STL 4, FLA 1)
Most Errors - Cards..... 4, seven times. Last: 9/22/18 vs. SF
Most Errors - Opp...... 4, 5/1/12 vs. PIT

Shortest Nine-Inning Game, Time..... 1:54, 9/1/06 vs. PIT
Longest Nine-Inning Game, Time..... 4:25, 8/7/22 vs. NYY
Longest Extra-Inning Game..... 6:53, 4/17/10 vs. NYM, 20 inn.

CARDINALS LEADERS AT BUSCH STADIUM III

BATTING:

GAMES	
1. Yadier Molina	1,045
2. Matt Carpenter	669
3. Albert Pujols	509
4. Matt Holliday	502
5. Kolten Wong	432

HITS	
1. Yadier Molina	1,015
2. Matt Carpenter	583
3. Albert Pujols	574
4. Matt Holliday	523
5. Kolten Wong	344

TRIPLES	
1. Matt Carpenter	15
2. Kolten Wong	13
3. Daniel Descalso	7
Tommy Edman	7
Jon Jay, Harrison Bader	7

RUNS	
1. Matt Carpenter	378
2. Yadier Molina	363
3. Albert Pujols	333
4. Matt Holliday	296
5. Jon Jay	176

DOUBLES	
1. Yadier Molina	191
2. Matt Carpenter	161
3. Albert Pujols	128
4. Matt Holliday	125
5. Paul DeJong	67

RUNS BATTED IN	
1. Yadier Molina	461
2. Albert Pujols	387
3. Matt Holliday	323
4. Matt Carpenter	282
5. Paul Goldschmidt	174

PITCHING:

GAMES	
1. Adam Wainwright	235
2. Trevor Rosenthal	184
3. Jason Motte	160
4. Ryan Franklin	146
5. Carlos Martínez	138

INNINGS PITCHED	
1. Adam Wainwright	1,386.1
2. Jaime Garcia	490.0
3. Lance Lynn	484.0
4. Carlos Martínez	482.2
5. Chris Carpenter	476.1

STRIKEOUTS	
1. Adam Wainwright	1,175
2. Carlos Martínez	455
3. Lance Lynn	444
4. Jaime Garcia	408
5. Michael Wacha	403

GAMES STARTED	
1. Adam Wainwright	204
2. Jaime Garcia	77
Lance Lynn	77
4. Michael Wacha	76
5. Kyle Lohse/Carlos Martínez	70

WINS	
1. Adam Wainwright	106
2. Lance Lynn	40
3. Jaime Garcia	34
4. Chris Carpenter	32
5. Michael Wacha	31

SAVES	
1. Trevor Rosenthal	65
2. Ryan Franklin	46
3. Jason Isringhausen	43
4. Jason Motte	32
5. Edward Mujica	22



BUSCH STADIUM III HOME RUN HISTORY

BY TYPE	
Total	2,388
Solo	1,348
2-Run.....	701
3-Run.....	278
Grand Slams	61
<i>Last: Corey Dickerson, STL, 10/1/22</i>	
Leadoff	41
<i>Last: Jonathan India, CIN, 7/16/22</i>	
Pinch Hit.....	76
<i>Last: Albert Pujols, STL, 9/4/22</i>	
Extra Inning.....	46
<i>Last: Paul Goldschmidt, STL, 5/23/22 (10th)</i>	
Inside-the-Park.....	3
<i>Last: Harrison Bader, STL, 5/10/22</i>	
Walk-Off/Game-Ending	38
<i>Last: Tommy Edman, STL, 6/11/22 (9th)</i>	

HOME RUN LEADERS	
1. Albert Pujols	122
2. Matt Holliday.....	88
3. Matt Carpenter	68
Yadier Molina	68
5. Paul Goldschmidt.....	61

MOST HOMERS - VISITORS	
1. Joey Votto.....	16
Ryan Braun	15
3. Jay Bruce.....	13
Ryan Howard.....	13
5. Anthony Rizzo.....	12
Aramis Ramirez.....	12

By Righthanded Batters	1,490
By Lefthanded Batters	898

Home run research by John Labombarda of Elias Sports Bureau and David Vincent of SABR.



Paul Goldschmidt (left) hit the 36th walk-off home run in Busch Stadium history on June 15, 2021 vs. Miami. He had also hit the 35th walk-off home run against Miami nearly two years earlier. Tommy Edman (right) led off the final home game of the 2021 season against Chicago with the 39th lead-off home run in Busch Stadium history on October 3, 2021.

BUSCH STADIUM II HOME RUN HISTORY

BY TYPE	
Solo	2,442
2-Run.....	1,277
3-Run.....	491
Grand Slams	106
<i>Last: David Eckstein, STL, 8/7/05</i>	
Leadoff	72
<i>Last: Mark Grudzielanek vs. MIL, 4/27/05</i>	
Pinch Hit.....	136
<i>Last: Chris Duncan vs. CIN, 10/2/05</i>	
Extra Inning.....	99
<i>Last: Neifi Perez, CHI, 7/24/05 (10th)</i>	
Inside-the-Park.....	36
<i>Last: Brant Brown, PIT, 5/9/99</i>	

HOME RUN LEADERS	
1. Ray Lankford	123
2. Mark McGwire	119
3. Jim Edmonds.....	111
4. Albert Pujols	94
5. Ted Simmons	81

MOST HOMERS - CARDINALS	
1. Ray Lankford	122
2. Mark McGwire	119
3. Jim Edmonds.....	111
4. Albert Pujols	94
5. Ted Simmons	81

MOST HOMERS - VISITORS	
1. Mike Schmidt.....	27
2. Sammy Sosa	19
Willie Stargell.....	19
4. Andre Dawson.....	17
Brian Giles	17

By Righthanded Batters	2,427
By Lefthanded Batters	1,889

HISTORY

LONGEST CARDINAL HOME RUNS AT BUSCH STADIUM III

Distance	Player	Date/Opp.	Inning	Location
478 ft.	Randal Grichuk	6/25/17 vs. Pittsburgh	6	Left Field Upper Deck
477 ft.	Brandon Moss	6/30/16 vs. Kansas City	4	2 Rows Under RF Scoreboard
470 ft.	Paul Goldschmidt	6/26/21 vs. Pittsburgh	5	Centerfield Concrete Walkway
469 ft.	Matt Holliday	7/20/12 vs. Chicago Cubs	3	Left Centerfield Beyond Bleachers
467 ft.	Matt Holliday	9/12/14 vs. Colorado	1	Big Mac Land

LONGEST OPPONENT HOME RUNS AT BUSCH STADIUM III

Distance	Player, Club	Date	Inning	Location
489 ft.	Keon Broxton, Milwaukee	6/15/17	2	Left Centerfield Bleachers
466 ft.	J.D. Martinez, Arizona	7/29/17	4	Left Centerfield Bleachers
463 ft.	Yoenis Cespedes, New York Mets	4/24/18	5	Left Field Bleachers Over Bullpen
456 ft.	Jay Bruce, Cincinnati	9/22/15	1	Right Field Bleachers Over Bullpen
456 ft.	Paul Goldschmidt, Arizona	8/16/12	9	Left Centerfield Bleachers



On June 25, 2017 against the Pittsburgh Pirates off Chad Kuhl, Randal Grichuk hit a home run estimated at 478 feet in the 6th inning. This marked the longest home run hit by a Cardinals player at Busch Stadium III.

LONGEST CARDINAL HOME RUNS AT BUSCH STADIUM II

Distance	Player	Date/Opp.	Inning	Location
545 ft.	Mark McGwire	5/16/98 vs. Florida	4	CF Post-Dispatch signage
527 ft.	Mark McGwire	5/12/98 vs. Milwaukee	5	LCF upper deck
517 ft.	Mark McGwire	9/16/97 vs. Los Angeles	1	Facade above LF scoreboard
514 ft.	J.D. Drew	5/16/03 vs. Chicago	5	Top of RF Diamondvision
511 ft.	Mark McGwire	7/17/98 vs. Los Angeles	1	LF upper deck

LONGEST OPPONENT HOME RUNS AT BUSCH STADIUM II

Distance	Player, Club	Date	Inning	Location
492 ft.	Wily Mo Pena, Cincinnati	6/29/05	2	CF Batter's Eye
472 ft.	Ryan Klesko, San Diego	8/29/01	2	RF tunnel, past Power Alley
470 ft.	Richard Hidalgo, New York	8/6/04	9	LF scoreboard
468 ft.	Pete Incaviglia, Philadelphia	5/25/94	6	
468 ft.	Henry Rodriguez, Montreal	4/8/96	5	RF scoreboard



Mark McGwire hit four of the five longest home runs at Busch Stadium II including the longest home run, estimated at 545 feet, off Livan Hernandez of the Florida Marlins on May 16, 1998. The home run was McGwire's 16th of a record setting 70 during the 1998 "Great Home Run Race."



N.L. MOST VALUABLE PLAYER AWARD (21)

*1925.....	Rogers Hornsby-2b	1964.....	Ken Boyer-3b
*1926.....	Bob O'Farrell-c	1967.....	Orlando Cepeda-1b
*1928.....	Jim Bottomley-1b	1968.....	Bob Gibson-p
1931.....	Frankie Frisch-2b	1971.....	Joe Torre-3b
1934.....	Dizzy Dean-p	1979.....	**Keith Hernandez-1b
1937.....	Joe Medwick-of	1985.....	Willie McGee-of
1942.....	Mort Cooper-p	2005.....	Albert Pujols-1b
1943.....	Stan Musial-of	2008.....	Albert Pujols-1b
1944.....	Marty Marion-ss	2009.....	Albert Pujols-1b
1946.....	Stan Musial-1b	2022.....	Paul Goldschmidt-1b
1948.....	Stan Musial-of		

*Prior to 1931, the League gave an award that reflected what the MVP is today

CARDINALS WHO FINISHED IN TOP 10 IN N.L. MVP VOTING

Year	Player (Rank)	Year	Player (Rank)
1931	Frankie Frisch (1) , Chick Hafey (5), Jimmie Wilson (6), Sparky Adams (9)	1970	Bob Gibson (4)
1933	Pepper Martin (5), Dizzy Dean (7)	1971	Joe Torre (1)
1934	Dizzy Dean (1) , Rip Collins (6), Paul Dean (T9)	1972	Ted Simmons (T10)
1935	Dizzy Dean (2), Joe Medwick (5), Pepper Martin (10)	1973	Lou Brock (6)
1936	Dizzy Dean (2), Joe Medwick (4), Leo Durocher (10)	1974	Lou Brock (2)
1937	Joe Medwick (1) , Johnny Mize (10)	1975	Ted Simmons (6), Al Hrabosky (8)
1939	Johnny Mize (2), Curt Davis (5), Jimmy Brown (6), Joe Medwick (7)	1977	Ted Simmons (9)
1940	Johnny Mize (2)	1979	Keith Hernandez (T1)
1941	Jimmy Brown (4), Ernie White (6), Johnny Hopp (8), Johnny Mize (9)	1980	George Hendrick (8)
1942	Mort Cooper (1) , Enos Slaughter (2), Marty Marion (7)	1981	Bruce Sutter (8)
1943	Stan Musial (1) , Walker Cooper (2), Mort Cooper (5)	1982	Lonnie Smith (2) Bruce Sutter (5)
1944	Marty Marion (1) , Stan Musial (4), Walker Cooper (8), Mort Cooper (9)	1984	Bruce Sutter (6)
1945	Whitey Kurowski (5), Marty Marion (8)	1985	Willie McGee (1) , Tommy Herr (5), John Tudor (T8), Jack Clark (10)
1946	Stan Musial (1) , Enos Slaughter (3), Howie Pollet (4)	1987	Ozzie Smith (2), Jack Clark (3)
1947	Whitey Kurowski (T9)	1989	Pedro Guerrero (3)
1948	Stan Musial (1) , Enos Slaughter (T7)	1991	Lee Smith (8)
1949	Stan Musial (2), Enos Slaughter (3), Red Schoendienst (10)	1996	Brian Jordan (8)
1950	Stan Musial (2)	1998	Mark McGwire (2)
1951	Stan Musial (2)	1999	Mark McGwire (5)
1952	Stan Musial (5), Enos Slaughter(6), Red Schoendienst (T10)	2000	Jim Edmonds (4)
1953	Red Schoendienst (4), Stan Musial (8)	2001	Albert Pujols (4)
1954	Stan Musial (6)	2002	Albert Pujols (2)
1955	Stan Musial (8)	2003	Albert Pujols (2)
1956	Stan Musial (9)	2004	Albert Pujols (3), Scott Rolen (4), Jim Edmonds (5)
1957	Stan Musial (2)	2005	Albert Pujols (1) , Chris Carpenter (8)
1959	Ken Boyer (10)	2006	Albert Pujols (2)
1960	Lindy McDaniel (5), Ken Boyer (T6), Ernie Broglio (9)	2007	Albert Pujols (9)
1961	Ken Boyer (7)	2008	Albert Pujols (1)
1962	Stan Musial (10)	2009	Albert Pujols (1)
1963	Dick Groat (2), Bill White (7)	2010	Albert Pujols (2)
1964	Ken Boyer (1) , Bill White (3), Lou Brock (10)	2011	Albert Pujols (5), Lance Berkman (7)
1967	Orlando Cepeda (1) , Tim McCarver (2), Lou Brock (7), Julian Javier (9)	2012	Yadier Molina (4)
1968	Bob Gibson (1) , Curt Flood (4), Lou Brock (6), Mike Shannon (7)	2013	Yadier Molina (3), Matt Carpenter (4)
		2014	Adam Wainwright (8)
		2018	Matt Carpenter (9)
		2021	Paul Goldschmidt (6)
		2022	Paul Goldschmidt (1) , Nolan Arenado (3)

Most N.L. top-10 finishes: 14, by Stan Musial.
 Most seasons receiving MVP votes: 18, by Stan Musial.
 Most Cardinals receiving MVP votes in one year: 12 in 1941.

CY YOUNG AWARD (3)

1968.....	Bob Gibson	2005.....	Chris Carpenter
1970.....	Bob Gibson		

N.L. ROOKIE OF THE YEAR AWARD (BBWAA) (6)

1954.....	Wally Moon-of	1985.....	Vince Coleman-of
1955.....	Bill Virdon-of	1986.....	Todd Worrell-p
1974.....	Bake McBride-of	2001.....	Albert Pujols-3b/of

LOUISVILLE SLUGGER SILVER SLUGGER TEAM (31)

Team selected at the conclusion of the season in a poll of N.L. managers and coaches

1980.....	Bob Forsch-p, George Hendrick-of, Keith Hernandez-1b, Ted Simmons-c, Garry Templeton-ss	2003.....	Albert Pujols-of, Edgar Renteria-ss
1983.....	George Hendrick-1b	2004.....	Jim Edmonds-of, Albert Pujols-1b
1985.....	Jack Clark-1b, Willie McGee-of	2005.....	Jason Marquis-p
1987.....	Jack Clark-1b, Bob Forsch-p, Ozzie Smith-ss	2008.....	Ryan Ludwick-of, Albert Pujols-1b
1998.....	Mark McGwire-1b	2009.....	Albert Pujols-1b
2000.....	Edgar Renteria-ss	2010.....	Matt Holliday-lf, Albert Pujols-1b
2001.....	Albert Pujols-3b	2013.....	Yadier Molina-c, Matt Carpenter-2b
2002.....	Edgar Renteria-ss, Scott Rolen-3b	2017.....	Adam Wainwright-p
		2022.....	Paul Goldschmidt-1b, Nolan Arenado-3b

RAWLINGS GOLD GLOVE AWARD WINNERS (99)

Selected at the conclusion of the season in a poll of N.L. managers and coaches

1958.....	Ken Boyer-3b	1990.....	Ozzie Smith-ss
1959.....	Ken Boyer-3b	1991.....	Tom Pagnozzi-c, Ozzie Smith-ss
1960.....	Bill White-1b, Ken Boyer-3b	1992.....	Tom Pagnozzi-c, Ozzie Smith-ss
1961.....	Bill White-1b, Ken Boyer-3b	1994.....	Tom Pagnozzi-c
1962.....	Bobby Shantz-p, Bill White-1b	2000.....	Jim Edmonds-of, Mike Matheny-c
1963.....	Bobby Shantz-p, Bill White-1b, Ken Boyer-3b, Curt Flood-of	2001.....	Jim Edmonds-of, Fernando Vina-2b
1964.....	Bill White-1b, Curt Flood-of	2002.....	Jim Edmonds-of, Edgar Renteria-ss, Scott Rolen-3b, Fernando Vina-2b
1965.....	Bob Gibson-p, Bill White-1b, Curt Flood-of	2003.....	Jim Edmonds-of, Mike Matheny-c, Edgar Renteria-ss, Scott Rolen-3b
1966.....	Bob Gibson-p, Curt Flood-of	2004.....	Jim Edmonds-of, Mike Matheny, c, Scott Rolen-3b
1967.....	Bob Gibson-p, Curt Flood-of	2005.....	Jim Edmonds-of
1968.....	Bob Gibson-p, Dal Maxvill-ss, Curt Flood-of	2006.....	Albert Pujols-1b, Scott Rolen-3b
1969.....	Bob Gibson-p, Curt Flood-of	2008.....	Yadier Molina-c
1970.....	Bob Gibson-p	2009.....	Yadier Molina-c, Adam Wainwright-p
1971.....	Bob Gibson-p	2010.....	Yadier Molina-c, Albert Pujols-1b
1972.....	Bob Gibson-p	2011.....	*Yadier Molina-c
1973.....	Bob Gibson-p	2012.....	*Yadier Molina-c
1975.....	Ken Reitz-3b	2013.....	Yadier Molina-c, Adam Wainwright-p
1978.....	Keith Hernandez-1b	2014.....	*Yadier Molina-c
1979.....	Keith Hernandez-1b	2015.....	Jason Heyward-of, *Yadier Molina-c
1980.....	Keith Hernandez-1b	2018.....	Yadier Molina-c
1981.....	Keith Hernandez-1b	2019.....	Kolten Wong-2b
1982.....	Keith Hernandez-1b, Ozzie Smith-ss	2020.....	Kolten Wong-2b, Tyler O'Neill-lf
1983.....	Keith Hernandez-1b, Willie McGee-of, Ozzie Smith-ss	2021**.....	Paul Goldschmidt-1b, Tommy Edman-2b, *Nolan Arenado-3b, Tyler O'Neill-lf, Harrison Bader-of
1984.....	Joaquin Andujar-p, Ozzie Smith-ss	2022.....	*Nolan Arenado-3b, Brendan Donovan-ut
1985.....	Willie McGee-of, Ozzie Smith-ss		
1986.....	Willie McGee-of, Ozzie Smith-ss		
1987.....	Terry Pendleton-3b, Ozzie Smith-ss		
1988.....	Ozzie Smith-ss		
1989.....	Terry Pendleton-3b, Ozzie Smith-ss		

* Platinum Glove Award est. 2011, given to the best defensive player of the year from each league.

** Team and Major League Record (5 Gold Gloves)

ROLAIDS RELIEF MAN AWARD (7)

1981.....	Bruce Sutter	1991.....	Lee Smith
1982.....	Bruce Sutter	1992.....	Lee Smith
1984.....	Bruce Sutter	1995.....	Tom Henke
1986.....	Todd Worrell		

BBWAA N.L. MANAGER OF THE YEAR AWARD (3)

1985.....	Whitey Herzog	2019.....	Mike Shildt
2002.....	Tony La Russa		



SPORTS ILLUSTRATED'S SPORTSMAN OF THE YEAR (2)

1957.....	Stan Musial	1998.....	*Mark McGwire
			*co-winner with Chicago Cubs' Sammy Sosa

THE SPORTING NEWS MAJOR LEAGUE EXECUTIVE OF THE YEAR (7)

1936.....	Branch Rickey	1964.....	Bing Devine
1942.....	Branch Rickey	2000.....	Walt Jocketty
1957.....	Frank Lane	2004.....	Walt Jocketty
1963.....	Bing Devine		

THE SPORTING NEWS MAJOR LEAGUE PLAYER OF THE YEAR (9)

1944.....	Marty Marion	1974.....	Lou Brock
1946.....	Stan Musial	2003.....	Albert Pujols
1951.....	Stan Musial	2008.....	Albert Pujols
1964.....	Ken Boyer	2009.....	Albert Pujols
1971.....	Joe Torre		

THE SPORTING NEWS MAN/SPORTSMAN OF THE YEAR (4)

1974.....	Lou Brock	1997.....	Mark McGwire
1982.....	Whitey Herzog	1998.....	*Mark McGwire
			*co-winner with Chicago Cubs' Sammy Sosa

THE SPORTING NEWS N.L. ALL-STAR TEAM

Team selected at the conclusion of the season in a poll of N.L. players

1925.....	Jim Bottomley-1b, Rogers Hornsby-2b	1969.....	Steve Carlton-p
1926.....	Rogers Hornsby-2b, Bob O'Farrell-c, Grover Alexander-p	1970.....	Bob Gibson-p
1930.....	Frank Frisch-2b	1971.....	Steve Carlton-p, Joe Torre-3b
1931.....	Frank Frisch-2b	1974.....	Lou Brock-of
1934.....	Dizzy Dean-p	1977.....	Garry Templeton-ss, Ted Simmons-c
1935.....	Joe Medwick-of, Pepper Martin-3b, Dizzy Dean-p	1978.....	Ted Simmons-c
1936.....	Joe Medwick-of, Dizzy Dean-p	1979.....	Keith Hernandez-1b, Ted Simmons-c, Garry Templeton-ss
1937.....	Joe Medwick-of	1980.....	George Hendrick-of, Keith Hernandez-1b, Garry Templeton-ss
1938.....	Joe Medwick-of	1982.....	Ozzie Smith-ss, Lonnie Smith-of
1939.....	Joe Medwick-of	1983.....	George Hendrick-1b
1942.....	Enos Slaughter-of, Mort Cooper-p	1984.....	Ozzie Smith-ss
1943.....	Stan Musial-of, Walker Cooper-c, Mort Cooper-p	1985.....	Tom Herr-2b, Willie McGee-of, Ozzie Smith-ss, John Tudor-p
1944.....	Stan Musial-of, Ray Sanders-1b, Marty Marion-ss, Walker Cooper-c, Mort Cooper-p	1986.....	Ozzie Smith-ss
1945.....	Marty Marion-ss, Whitey Kurowski-3b	1987.....	Jack Clark-1b, Ozzie Smith-ss
1946.....	Enos Slaughter-of, Stan Musial-1b	1991.....	Lee Smith-p
1948.....	Stan Musial-of, Harry Brecheen-p	1998.....	Mark McGwire-1b
1949.....	Stan Musial-of	2000.....	Edgar Renteria-ss
1950.....	Stan Musial-of	2002.....	Edgar Renteria-ss, Scott Rolen-3b
1951.....	Stan Musial-of	2003...	Albert Pujols-of, Edgar Renteria-ss, Scott Rolen-3b
1952.....	Stan Musial-of	2004.....	Jim Edmonds-of, Albert Pujols-1b, Edgar Renteria-ss, Scott Rolen-3b
1953.....	Stan Musial-of, Red Schoendienst-2b	2005.....	Chris Carpenter-p, Albert Pujols-1b
1954.....	Stan Musial-of	2006.....	Chris Carpenter-p
1956.....	Ken Boyer-3b	2008.....	Ryan Ludwick-of, Albert Pujols-1b
1957.....	Stan Musial-1b	2009.....	Ryan Franklin-rhp, Yadier Molina-c, Albert Pujols-1b
1958.....	Stan Musial-1b	2010.....	Matt Holliday-of
1960.....	Ernie Broglio-p	2012.....	Matt Holliday-of
1961.....	Ken Boyer-3b	2013.....	Yadier Molina-c, Matt Carpenter-2b
1962.....	Ken Boyer-3b	2014.....	Jhonny Peralta-ss
1963.....	Bill White-1b, Ken Boyer-3b, Dick Groat-ss		
1964.....	Bill White-1b, Ken Boyer-3b, Dick Groat-ss		
1967.....	Orlando Cepeda-1b, Tim McCarver-c		
1968.....	Curt Flood-of, Bob Gibson-p		

HISTORY

DARRYL KILE AWARD

At its annual dinner in January of 2003, the St. Louis Chapter of the Baseball Writers Association of America announced the creation of the Darryl Kile Award. It is given annually to the Cardinal player, by vote of his teammates, who demonstrates the qualities that Darryl brought to the clubhouse every day: those of a good teammate, a great friend, a fine father and a humble man.

A veteran of 331 big league starts, Darryl was never on the disabled list at the Major League level and prided himself on never missing a start. The award was not given in 2002 in honor of Darryl.



**MIKE
MATHENY**
2003



**WOODY
WILLIAMS**
2004



**CAL
ELDRED**
2005



**CHRIS
CARPENTER**
2006



**RUSS
SPRINGER**
2007



**ADAM
WAINWRIGHT**
2008



**SKIP
SCHUMAKER**
2009



**MATT
HOLLIDAY**
2010



**LANCE
BERKMAN**
2011



**JAKE
WESTBROOK**
2012



**JASON
MOTTE**
2013



**MARK
ELLIS**
2014



**YADIER
MOLINA**
2015



**JONATHAN
BROXTON**
2016



**ZACH
DUKE**
2017



**MILES
MIKOLAS**
2018



**PAUL
GOLDSCHMIDT**
2019



**ALBERT
PUJOLS**
2022



ROBERTO CLEMENTE AWARD



1974
LOU BROCK



2013
CARLOS BELTRAN

1995
OZZIE SMITH



2008
ALBERT PUJOLS



2018 YADIER MOLINA

2020
ADAM WAINWRIGHT



HISTORY

TALE OF 10,000 TRIUMPHS

On June 25, 2018, the St. Louis Cardinals won their 10,000th regular-season game as a member of the National League with a 4-0 victory over the Cleveland Indians at Busch Stadium.

The Cardinals became the sixth N.L. franchise to reach that plateau, following the Braves, Cubs, Dodgers, Giants, and Pirates. The Yankees also boast 10,000 wins.

After playing in the American Association from 1881-91, St. Louis became a charter member of the newly reorganized N.L. in 1892. The club was known as the Browns (1892-98) and Perfectos (1899) before becoming the Cardinals in 1900.



Win No. 1

April 15, 1892
St. Louis Browns 9, Pittsburgh Pirates 3
Sportsman's Park
Manager: Jack Glasscock
Winning Pitcher: N/A

Win No. 1,000

June 2, 1910
St. Louis Cardinals 4, Philadelphia Phillies 3
Baker Bowl
Manager: Roger Bresnahan
Winning Pitcher: Johnny Lush

Win No. 2,000

August 4, 1924
St. Louis Cardinals 4, Boston Braves 1
Braves Field
Manager: Branch Rickey
Winning Pitcher: Leo Dickerman

Win No. 3,000

May 2, 1936
St. Louis Cardinals 4, Brooklyn Dodgers 0
Sportsman's Park
Manager: Frankie Frisch
Winning Pitcher: Bill Walker

Win No. 4,000

September 8, 1946 – Game 1
St. Louis Cardinals 5, Pittsburgh Pirates 4 (11 inn)
Sportsman's Park
Manager: Eddie Dyer
Winning Pitcher: Red Munger

Win No. 5,000

May 15, 1959
St. Louis Cardinals 8, Philadelphia Phillies 2
Busch Stadium I
Manager: Solly Hemus
Winning Pitcher: Vinegar Bend Mizell

Win No. 6,000

August 17, 1970
St. Louis Cardinals 11, Los Angeles Dodgers 8
Busch Stadium II
Manager: Red Schoendienst
Winning Pitcher: Bob Gibson

Win No. 7,000

June 17, 1983
St. Louis Cardinals 7, Chicago Cubs 2
Busch Stadium II
Manager: Whitey Herzog
Winning Pitcher: Bob Forsch

Win No. 8,000

September 12, 1995
St. Louis Cardinals 10, San Francisco Giants 4
Busch Stadium II
Manager: Mike Jorgensen
Winning Pitcher: Rich DeLucia

Win No. 9,000

May 14, 2007
St. Louis Cardinals 8, Los Angeles 4
Dodger Stadium
Manager: Tony La Russa
Winning Pitcher: Brad Thompson

Win No. 10,000

June 25, 2018
St. Louis Cardinals 4, Cleveland Indians 0
Busch Stadium III
Manager: Mike Matheny
Winning Pitcher: John Gant



CARDINALS SELECTED FOR ALL-STAR GAME

1933	Frank Frisch-2b, Bill Hallahan-p, Pepper Martin-3b, Jim Wilson-c	1958	Don Blasingame-2b, Larry Jackson-p, Stan Musial-1b
1934	Dizzy Dean-p, Frank Frisch-2b, Pepper Martin-3b, Joe Medwick-of	1959	(1st Game) Ken Boyer-3b, Joe Cunningham-of, Wilmer Mizell-p, Stan Musial-1b, Hal Smith-c, Bill White-of (2nd Game) Ken Boyer-3b, Joe Cunningham-of, Wilmer Mizell-p, Stan Musial-1b, Hal Smith-c
1935	Frank Frisch-manager and 2b, Rip Collins-1b, Dizzy Dean-p, Pepper Martin-3b, Joe Medwick-of, Bill Walker-p, Burgess Whitehead-2b	1960	(Both Games) Ken Boyer-3b, Larry Jackson-p, Lindy McDaniel-p, Stan Musial-of, Bill White-1b
1936	Rip Collins-1b, Dizzy Dean-p, Leo Durocher-ss, Stu Martin-2b, Joe Medwick-of	1961	(Both Games) Ken Boyer-3b, Stan Musial-of, Bill White-1b
1937	Dizzy Dean-p, Pepper Martin-of, Joe Medwick-of, Johnny Mize-1b	1962	(Both Games) Ken Boyer-3b, Bob Gibson-p, Stan Musial-of
1938	Joe Medwick-of	1963	Ken Boyer-3b, Dick Groat-ss, ^Julian Javier-2b, Stan Musial-of, Bill White-1b
1939	Curt Davis-p, Joe Medwick-of, Johnny Mize-1b, Terry Moore-of, Lon Warneke-p	1964	Ken Boyer-3b, Curt Flood-of, Dick Groat-ss, Bill White-1b
1940	Johnny Mize-1b, Terry Moore-of	1965	Bob Gibson-p
1941	Johnny Mize-1b, Terry Moore-of, Enos Slaughter-of, Lon Warneke-p	1966	Curt Flood-of, Bob Gibson-p, Tim McCarver-c
1942	Jim Brown-2b, Mort Cooper-p, Walker Cooper-c, Terry Moore-of, Enos Slaughter-of	1967	Lou Brock-of, Orlando Cepeda-1b, Bob Gibson-p, Tim McCarver-c
1943	Billy Southworth-manager, Mort Cooper-p, Walker Cooper-c, Whitey Kurovski-3b, Max Lanier-p, Marty Marion-ss, Stan Musial-of, Howie Pollet-p, Harry Walker-of	1968	Red Schoendienst-manager, Steve Carlton-p, Curt Flood-of, Bob Gibson-p, Julian Javier-2b
1944	Billy Southworth-manager, Walker Cooper-c, Whitey Kurovski-3b, Max Lanier-p, Marty Marion-ss, Red Munger-p, Stan Musial-of	1969	Red Schoendienst-manager, Steve Carlton-p, Bob Gibson-p
1945	No game	1970	Rich Allen-1b, Bob Gibson-p, Joe Torre-c
1946	Whitey Kurovski-3b, Marty Marion-ss, Stan Musial-of, Howie Pollet-p, Red Schoendienst-2b, Enos Slaughter-of	1971	Joe Torre-3b, Steve Carlton-p, Lou Brock-of
1947	Eddie Dyer-manager, Harry Brecheen-p, ^Whitey Kurovski-3b, Marty Marion-ss, Red Munger-p, Stan Musial-1b, Enos Slaughter-of	1972	Bob Gibson-p, Lou Brock-of, Joe Torre-3b, Ted Simmons-c, Red Schoendienst-coach
1948	Harry Brecheen-p, Marty Marion-ss, Stan Musial-of, Red Schoendienst-2b, Enos Slaughter-of	1973	Rick Wise-p, Joe Torre-3b, Ted Simmons-c
1949	Eddie Kazak*-3b, Marty Marion-ss, Red Munger-p, Stan Musial-of, Howie Pollet-p, Red Schoendienst-2b, Enos Slaughter-of	1974	Ted Simmons-c, Lou Brock-of, Reggie Smith-of, Lynn McGlothen-p, Red Schoendienst-coach
1950	Marty Marion-ss, Stan Musial-1b, Red Schoendienst-2b, Enos Slaughter-of	1975	Lou Brock-of, Reggie Smith-of, Red Schoendienst-coach
1951	Stan Musial-of, Red Schoendienst-2b, Enos Slaughter-of, Wally Westlake-of	1976	Bake McBride-of
1952	Stan Musial-of, Red Schoendienst-2b, Enos Slaughter-of, Gerry Staley-p	1977	Ted Simmons-c, Garry Templeton-ss
1953	Harvey Haddix*-p, Stan Musial-of, Del Rice-c, Red Schoendienst-2b, Enos Slaughter-of	1978	Ted Simmons-c
1954	Harvey Haddix-p, Ray Jablonski-3b, Stan Musial-of, Red Schoendienst-2b	1979	Lou Brock-of, Keith Hernandez-1b, Ted Simmons-c, Garry Templeton-ss, Dave Ricketts-coach
1955	Luis Arroyo*-p, Harvey Haddix-p, Stan Musial-1b, Red Schoendienst-2b	1980	George Hendrick-of, Keith Hernandez-1b, Ken Reitz-3b
1956	Ken Boyer-3b, Stan Musial-of, Rip Repulski-of	1981	Bruce Sutter-p
1957	Larry Jackson-p, Wally Moon-of, Stan Musial-1b, Hal Smith-c	1982	Ozzie Smith-ss, Lonnie Smith-of, Gene Gieselmann-trainer
		1983	Ozzie Smith-ss, Willie McGee-of, George Hendrick-of, Whitey Herzog-manager, Chuck Hiller-coach, Dave Ricketts-coach
		1984	Joaquin Andujar-p, Ozzie Smith-ss, Bruce Sutter-p
		1985	Joaquin Andujar-p, Jack Clark-1b, Tom Herr-2b, Willie McGee-of, Ozzie Smith-ss
		1986	Ozzie Smith-ss, Whitey Herzog-manager, Mike Roarke-coach
		1987	Jack Clark-1b, Willie McGee-of, Ozzie Smith-ss, Gene Gieselmann-trainer
		1988	Whitey Herzog-manager, Rich Hacker-coach, Nick Leyva-coach, Johnny Lewis-coach, Vince Coleman-of, Willie McGee-of, Ozzie Smith-ss, Todd Worrell-p

CARDINALS SELECTED FOR ALL-STAR GAME (Continued)

1989	Vince Coleman-of, Pedro Guerrero-dh, Tony Pena-c, Ozzie Smith-ss	2008	Ryan Ludwick-of, Albert Pujols-1b
1990	Ozzie Smith-ss	2009	Ryan Franklin-p, Yadier Molina-c, Albert Pujols-1b, Tony La Russa-manager, Barry Weinberg-trainer
1991	Felix Jose-of, Lee Smith-p, Ozzie Smith-ss	2010	Chris Carpenter-p, Matt Holliday-of, Yadier Molina-c, Albert Pujols-1b, Adam Wainwright-p
1992	Tom Pagnozzi-c, Lee Smith-p, Ozzie Smith-ss, Bob Tewksbury-p, Joe Torre-coach	2011	Lance Berkman-of, Matt Holliday-of, Yadier Molina-c
1993	Gregg Jefferies-1b, Lee Smith-p, Gene Gieselmann-trainer	2012	Carlos Beltran-of, David Freese-3b, Rafael Furcal-ss, ^Matt Holliday-of, Lance Lynn-p, Yadier Molina-c, Tony La Russa-manager, Mike Aldrete-coach, Dave Duncan-coach, Derek Lilliquist-coach, Mark McGwire-coach, Jose Oquendo-coach
1994	Gregg Jefferies-1b, Ozzie Smith-ss	2013	Carlos Beltran-of, Matt Carpenter-2b, Allen Craig-1b, Yadier Molina-c, Edward Mujica-p, Adam Wainwright-p
1995	Tom Henke-p, Ozzie Smith-ss	2014	Matt Carpenter-3b, Pat Neshek-rhp, +Yadier Molina-c, Adam Wainwright-p, Mike Matheny-manager, Mike Aldrete-coach, Blaise Ilesley-coach, Derek Lilliquist-coach, John Mabry-coach, Chris Maloney-coach, Jose Oquendo-coach, Greg Hauck-trainer
1996	Ozzie Smith-ss	2015	Matt Holliday-of, Carlos Martinez-p, Yadier Molina-c, Jhonny Peralta-ss, Trevor Rosenthal-p, Michael Wacha-p
1997	Ray Lankford-of, ^Royce Clayton-ss	2016	Matt Carpenter-3b, + *Aledmys Diaz-ss
1998	Mark McGwire-1b	2017	Carlos Martinez-p, Yadier Molina-c
1999	Kent Bottenfield-p, Mark McGwire-1b	2018	Miles Mikolas-p, +Yadier Molina-c
2000	Jim Edmonds-of, Mark McGwire-1b, Darryl Kile-p, ^Edgar Renteria-ss, Brad Henderson-trainer	2019	Paul DeJong-ss
2001	Matt Morris-p, *Albert Pujols-3b	2021	Nolan Arenado-3b, Alex Reyes-p, +Yadier Molina-c
2002	Matt Morris-p	2022	Paul Goldschmidt-1b, +Nolan Arenado-3b, Ryan Helsley-p, Albert Pujols-1b/dh, ^Miles Mikolas-p
2003	Jim Edmonds-of, Albert Pujols-of, Edgar Renteria-ss, Scott Rolen-3b, Woody Williams-p, Tony La Russa-coach		
2004	Albert Pujols-1b, Edgar Renteria-ss, Scott Rolen-3b		
2005	Chris Carpenter-p, David Eckstein-ss, Jim Edmonds-cf, Jason Isringhausen-p, Albert Pujols-1b, +Scott Rolen-3b, Tony La Russa-manager, Dave Duncan-coach, Marty Mason-coach, Dave McKay-coach, Jose Oquendo-coach, Joe Pettini-coach, Barry Weinberg-trainer		
2006	Chris Carpenter-p, ^David Eckstein-ss, Albert Pujols-1b, Scott Rolen-3b		
2007	Albert Pujols-1b, Tony La Russa-manager, Dave Duncan-coach, Marty Mason-coach, Dave McKay-coach, Joe Pettini-coach		

*Denotes rookie

^Kurovski replaced Boston's Bob Elliott on the 1947 squad; Javier replaced Pittsburgh's Bill Mazeroski in 1963; Clayton replaced Cincinnati's Barry Larkin in 1997; Renteria replaced Mark McGwire in 2000; Eckstein replaced New York's Jose Reyes in 2006; Holliday replaced Yadier Molina in 2012; Mikolas replaced Milwaukee's Corbin Burnes in 2022.

+Houston's Morgan Ensberg replaced Rolen in 2005; Arizona's Miguel Montero replaced Molina in 2014; Aledmys Diaz replaced Matt Carpenter in 2016. Yadier Molina replaced San Francisco's Buster Posey in 2018; Milwaukee's Omar Narváez replaced Molina in 2021; Atlanta's Austin Riley replaced Arenado in 2022.



CARDINALS WORLD SERIES GAME RESULTS

1926 - Cardinals 4, New York 3

Oct. 2 Cardinals 1, at New York 2
 Oct. 3 Cardinals 6, at New York 2
 Oct. 5 at Cardinals 4, New York 0
 Oct. 6 at Cardinals 5, New York 10
 Oct. 7 at Cardinals 2, New York 3
 Oct. 9 Cardinals 10, at New York 2
 Oct. 10 Cardinals 3, at New York 2

1928 - Cardinals 0, New York 4

Oct. 4 Cardinals 1, at New York 4
 Oct. 5 Cardinals 3, at New York 9
 Oct. 7 at Cardinals 3, New York 7
 Oct. 9 at Cardinals 3, New York 7

1930 - Cardinals 2, Philadelphia 4

Oct. 1 Cardinals 2, at Philadelphia 5
 Oct. 2 Cardinals 1, at Philadelphia 6
 Oct. 4 at Cardinals 5, Philadelphia 0
 Oct. 5 at Cardinals 3, Philadelphia 1
 Oct. 6 at Cardinals 0, Philadelphia 2
 Oct. 8 Cardinals 1, at Philadelphia 7

1931 - Cardinals 4, Philadelphia 3

Oct. 1 at Cardinals 2, Philadelphia 6
 Oct. 2 at Cardinals 2, Philadelphia 0
 Oct. 4 Cardinals at Philadelphia, rain
 Oct. 5 Cardinals 5, at Philadelphia 2
 Oct. 6 Cardinals 0, at Philadelphia 3
 Oct. 7 Cardinals 5, at Philadelphia 1
 Oct. 9 at Cardinals 1, Philadelphia 8
 Oct. 10 at Cardinals 4, Philadelphia 2

1934 - Cardinals 4, Detroit 3

Oct. 3 Cardinals 8, at Detroit 3
 Oct. 4 Cardinals 2, at Detroit 3 (12)
 Oct. 5 at Cardinals 4, Detroit 1
 Oct. 6 at Cardinals 4, Detroit 10
 Oct. 7 at Cardinals 1, Detroit 3
 Oct. 8 Cardinals 4, at Detroit 3
 Oct. 9 Cardinals 11, at Detroit 0

1942 - Cardinals 4, New York 1

Sept. 30 at Cardinals 4, New York 7
 Oct. 1 at Cardinals 4, New York 3
 Oct. 2 Cardinals 2, at New York 0
 Oct. 4 Cardinals 9, at New York 6
 Oct. 5 Cardinals 4, at New York 2

1943 - Cardinals 1, New York 4

Oct. 5 Cardinals 2, at New York 4
 Oct. 6 Cardinals 4, at New York 3
 Oct. 7 Cardinals 2, at New York 6
 Oct. 10 at Cardinals 1, New York 2
 Oct. 11 at Cardinals 0, New York 2

1944 - Cardinals 4, Browns 2

Oct. 4 at Cardinals 1, Browns 2
 Oct. 5 at Cardinals 3, Browns 2 (11)
 Oct. 6 Cardinals 2, at Browns 6
 Oct. 7 Cardinals 5, at Browns 1
 Oct. 8 Cardinals 2, at Browns 0
 Oct. 9 at Cardinals 3, Browns 1

1946 - Cardinals 4, Boston 3

Oct. 6 at Cardinals 2, Boston 3 (10)
 Oct. 7 at Cardinals 3, Boston 0
 Oct. 9 Cardinals 0, at Boston 4
 Oct. 10 Cardinals 12, at Boston 3
 Oct. 11 Cardinals 3, at Boston 6
 Oct. 13 at Cardinals 4, Boston 1
 Oct. 15 at Cardinals 4, Boston 3

1964 - Cardinals 4, New York 3

Oct. 7 at Cardinals 9, New York 5
 Oct. 8 at Cardinals 3, New York 8
 Oct. 10 Cardinals 1, at New York 2
 Oct. 11 Cardinals 4, at New York 3
 Oct. 12 Cardinals 5, at New York 2 (10)
 Oct. 14 at Cardinals 3, New York 8
 Oct. 15 at Cardinals 7, New York 5

1967 - Cardinals 4, Boston 3

Oct. 4 Cardinals 2, at Boston 1
 Oct. 5 Cardinals 0, at Boston 5
 Oct. 7 at Cardinals 5, Boston 2
 Oct. 8 at Cardinals 6, Boston 0
 Oct. 9 at Cardinals 1, Boston 3
 Oct. 11 Cardinals 4, at Boston 8
 Oct. 12 Cardinals 7, at Boston 2

1968 - Cardinals 3, Detroit 4

Oct. 2 at Cardinals 4, Detroit 0
 Oct. 3 at Cardinals 1, Detroit 8
 Oct. 5 Cardinals 7, at Detroit 3
 Oct. 6 Cardinals 10, at Detroit 1
 Oct. 7 Cardinals 3, at Detroit 5
 Oct. 9 at Cardinals 1, Detroit 13
 Oct. 10 at Cardinals 1, Detroit 4

1982 - Cardinals 4, Milwaukee 3

Oct. 12 at Cardinals 0, Milwaukee 10
 Oct. 13 at Cardinals 5, Milwaukee 4
 Oct. 15 Cardinals 6, at Milwaukee 2
 Oct. 16 Cardinals 5, at Milwaukee 7
 Oct. 17 Cardinals 4, at Milwaukee 6
 Oct. 19 at Cardinals 13, Milwaukee 1
 Oct. 20 at Cardinals 6, Milwaukee 3

1985 - Cardinals 3, Kansas City 4

Oct. 19 Cardinals 3, at Kansas City 1
 Oct. 20 Cardinals 4, at Kansas City 2
 Oct. 22 at Cardinals 1, Kansas City 6
 Oct. 23 at Cardinals 3, Kansas City 0
 Oct. 24 at Cardinals 1, Kansas City 6
 Oct. 26 Cardinals 1, at Kansas City 2
 Oct. 27 Cardinals 0, at Kansas City 11

1987 - Cardinals 3, Minnesota 4

Oct. 17 Cardinals 1, at Minnesota 10
 Oct. 18 Cardinals 4, at Minnesota 8
 Oct. 20 at Cardinals 3, Minnesota 1
 Oct. 21 at Cardinals 7, Minnesota 2
 Oct. 22 at Cardinals 4, Minnesota 2
 Oct. 24 Cardinals 5, at Minnesota 11
 Oct. 25 Cardinals 2, at Minnesota 4

2004 - Cardinals 0, Boston 4

Oct. 23 Cardinals 9, at Boston 11
 Oct. 24 Cardinals 2, at Boston 6
 Oct. 26 at Cardinals 1, Boston 4
 Oct. 27 at Cardinals 0, Boston 3

2006 - Cardinals 4, Detroit 1

Oct. 21 Cardinals 7, at Detroit 2
 Oct. 22 Cardinals 1, at Detroit 3
 Oct. 24 at Cardinals 5, Detroit 0
 Oct. 25 Detroit at Cardinals, rain
 Oct. 26 at Cardinals 5, Detroit 4
 Oct. 27 at Cardinals 4, Detroit 2

2011 - Cardinals 4, Texas 3

Oct. 19 at Cardinals 3, Texas 2
 Oct. 20 at Cardinals 1, Texas 2
 Oct. 22 Cardinals 16, at Texas 7
 Oct. 23 Cardinals 0, at Texas 4
 Oct. 24 Cardinals 2, at Texas 4
 Oct. 26 Texas at Cardinals, rain
 Oct. 27 at Cardinals 10, Texas 9 (11)
 Oct. 28 at Cardinals 6, Texas 2

2013 - Cardinals 2, Boston 4

Oct. 23 Cardinals 1, at Boston 8
 Oct. 24 Cardinals 4, at Boston 2
 Oct. 26 at Cardinals 5, Boston 4
 Oct. 27 at Cardinals 2, Boston 4
 Oct. 28 at Cardinals 1, Boston 3
 Oct. 30 Cardinals 1, at Boston 6

CARDINALS WORLD SERIES BATTING ALL-TIME TOP 5

BATTING AVERAGE

1. Pepper Martin..... .418
 2. Lou Brock391
 3. Julian Javier..... .346
 4. Yadier Molina328
 5. Tim McCarver..... .311
- (two series, 50 plate appearances)*

GAMES

1. Jim Bottomley.....24
- Frankie Frisch.....24
3. Chick Hafey23
- Whitey Kurowski.....23
- Marty Marion23
- Stan Musial.....23

AT-BATS

1. Frankie Frisch.....95
2. Jim Bottomley.....90
3. Chick Hafey88
4. Lou Brock87
5. Stan Musial.....86
- Curt Flood.....86

RUNS

1. Lou Brock16
2. Pepper Martin.....14
3. Whitey Kurowski.....12
- Albert Pujols12
- Mike Shannon12

HITS

1. Lou Brock34
2. Pepper Martin.....23
- Tim McCarver.....23
- Willie McGee23
5. Yadier Molina22
- Stan Musial.....22

TOTAL BASES

1. Lou Brock57
2. Tim McCarver.....37
3. Willie McGee36
4. Pepper Martin.....35
5. Stan Musial.....34

DOUBLES

1. Lou Brock7
- Chick Hafey7
- Pepper Martin7
- Stan Musial7
- Marty Marion7

TRIPLES

1. Tim McCarver.....3
2. Lou Brock2
3. 22 players with.....1

HOME RUNS

1. Lou Brock4
- Albert Pujols4
3. Allen Craig3
- Willie McGee3
- Mike Shannon3

RUNS BATTED IN

1. Lou Brock13
2. Yadier Molina12
3. Marty Marion11
- Tim McCarver.....11
- Willie McGee11

STOLEN BASES

1. Lou Brock14
2. Pepper Martin.....7
3. Vince Coleman6
4. Frankie Frisch.....4
- Ozzie Smith.....4

BASES ON BALLS

1. Stan Musial.....12
- Albert Pujols12
3. Tim McCarver.....10
- Ray Sanders.....9
- Ozzie Smith9

CARDINALS WORLD SERIES PITCHING ALL-TIME TOP 5

GAMES

1. Bob Gibson.....9
2. Ken Dayley8
3. Seven players with7

INNINGS PITCHED

1. Bob Gibson..... 81.0
2. Mort Cooper 45.0
3. Bill Hallahan..... 39.2
4. Burleigh Grimes..... 34.2
5. Harry Brecheen 32.2

EARNED-RUN AVERAGE

1. Harry Brecheen 0.83
 2. Bill Hallahan..... 1.36
 3. Jesse Haines 1.67
 4. Max Lanier 1.71
 5. Dizzy Dean 1.73
- (25 innings pitched)*

SHUTOUTS

1. Bob Gibson.....2
- Bill Hallahan.....2
3. Six players with.....1

FEWEST HITS PER NINE INNINGS

1. Burleigh Grimes..... 4.93
 2. Bob Gibson..... 6.11
 3. Bill Hallahan..... 6.58
 4. Chris Carpenter 6.67
 5. Jesse Haines..... 6.68
- (two series, 25 innings pitched)*

WINS

1. Bob Gibson.....7
2. Harry Brecheen.....4
3. Chris Carpenter3
- Bill Hallahan.....3
- Jesse Haines.....3
- John Tudor3

COMPLETE GAMES

1. Bob Gibson.....8
2. Harry Brecheen3
- Bill Hallahan.....3
- Burleigh Grimes.....3
5. Six pitchers with.....2

STRIKEOUTS

1. Bob Gibson.....92
2. Mort Cooper35
3. Bill Hallahan.....27
4. Max Lanier.....25
5. Burleigh Grimes.....24

FEWEST WALKS PER NINE INNINGS

1. Chris Carpenter 1.67
 2. Dizzy Dean 1.73
 3. Bob Gibson..... 1.89
 4. Mort Cooper 2.40
 5. Grover Alexander 2.84
- (25 innings pitched)*

SAVES

1. Todd Worrell.....3
2. Bruce Sutter.....2
3. 12 pitchers with.....1



CARDINALS NLCS GAME RESULTS

1982 - Cardinals 3, Atlanta 0

Oct. 6	Atlanta at Cardinals, rain
Oct. 7	at Cardinals 7, Atlanta 0
Oct. 8	Atlanta at Cardinals, rain
Oct. 9	at Cardinals 4, Atlanta 3
Oct. 10	Cardinals 6, at Atlanta 2

1985 - Cardinals 4, Los Angeles 2

Oct. 9	at Cardinals 5, San Francisco 4
Oct. 10	Cardinals 2, at Los Angeles 8
Oct. 12	at Cardinals 4, Los Angeles 2
Oct. 13	at Cardinals 12, Los Angeles 2
Oct. 14	at Cardinals 3, Los Angeles 2
Oct. 16	Cardinals 7, at Los Angeles 5

1987 - Cardinals 4, San Francisco 3

Oct. 6	at Cardinals 5, San Francisco 3
Oct. 7	at Cardinals 0, San Francisco 5
Oct. 9	Cardinals 6, at San Francisco 5
Oct. 10	Cardinals 2, at San Francisco 4
Oct. 11	Cardinals 3, at San Francisco 6
Oct. 13	at Cardinals 1, San Francisco 0
Oct. 14	at Cardinals 6, San Francisco 0

1996 - Cardinals 3, Atlanta 4

Oct. 9	Cardinals 2, at Atlanta 4
Oct. 10	Cardinals 8, at Atlanta 3
Oct. 12	at Cardinals 3, Atlanta 2
Oct. 13	at Cardinals 4, Atlanta 3
Oct. 14	at Cardinals 0, Atlanta 14
Oct. 16	Cardinals 1, at Atlanta 3
Oct. 17	Cardinals 0, at Atlanta 15

2000 - Cardinals 1, New York 4

Oct. 11	at Cardinals 2, New York 6
Oct. 12	at Cardinals 5, New York 6
Oct. 14	Cardinals 8, at New York 2
Oct. 15	Cardinals 6, at New York 10
Oct. 16	Cardinals 0, at New York 7

2002 - Cardinals 1, San Francisco 4

Oct. 9	at Cardinals 6, San Francisco 9
Oct. 10	at Cardinals 1, San Francisco 4
Oct. 12	Cardinals 5, at San Francisco 4
Oct. 13	Cardinals 3, at San Francisco 4
Oct. 14	Cardinals 1, at San Francisco 2

2004 - Cardinals 4, Houston 3

Oct. 13	at Cardinals 10, Houston 7
Oct. 14	at Cardinals 6, Houston 4
Oct. 16	Cardinals 2, at Houston 5
Oct. 17	Cardinals 5, at Houston 6
Oct. 18	Cardinals 0, at Houston 3
Oct. 20	(12 inn.) at Cardinals 6, Houston 4
Oct. 21	at Cardinals 5, Houston 2

2005 - Cardinals 2, Houston 4

Oct. 12	at Cardinals 5, Houston 3
Oct. 13	at Cardinals 1, Houston 4
Oct. 15	Cardinals 3, at Houston 4
Oct. 16	Cardinals 1, at Houston 2
Oct. 17	Cardinals 5, at Houston 4
Oct. 19	at Cardinals 1, Houston 5

2006 - Cardinals 4, New York 3

Oct. 11	Cardinals at New York, rain
Oct. 12	Cardinals 0, at New York 2
Oct. 13	Cardinals 9, at New York 6
Oct. 14	at Cardinals 5, New York 0
Oct. 15	at Cardinals 5, New York 12
Oct. 16	New York at Cardinals, rain
Oct. 17	at Cardinals 4, New York 2
Oct. 18	Cardinals 2, at New York 4
Oct. 19	Cardinals 3, at New York 1

2011 - Cardinals 4, Milwaukee 2

Oct. 9	Cardinals 6, at Milwaukee 9
Oct. 10	Cardinals 12, at Milwaukee 3
Oct. 12	at Cardinals 4, Milwaukee 3
Oct. 13	at Cardinals 2, Milwaukee 4
Oct. 14	at Cardinals 7, Milwaukee 1
Oct. 16	Cardinals 12, at Milwaukee 6

2012 - Cardinals 3, San Francisco 4

Oct. 14	Cardinals 6, at San Francisco 4
Oct. 15	Cardinals 1, at San Francisco 7
Oct. 17	at Cardinals 3, San Francisco 1
Oct. 18	at Cardinals 8, San Francisco 3
Oct. 19	at Cardinals 0, San Francisco 5
Oct. 21	Cardinals 1, at San Francisco 6
Oct. 22	Cardinals 0, at San Francisco 9

2013 - Cardinals 4, Los Angeles 2

Oct. 11	(13 inn.) at Cardinals 3, Los Angeles 2
Oct. 12	at Cardinals 1, Los Angeles 0
Oct. 14	Cardinals 0, at Los Angeles 3
Oct. 15	Cardinals 4, at Los Angeles 2
Oct. 16	Cardinals 4, at Los Angeles 6
Oct. 18	at Cardinals 9, Los Angeles 0

2014 - Cardinals 1, San Francisco 4

Oct. 11	at Cardinals 0, San Francisco 3
Oct. 12	at Cardinals 5, San Francisco 4
Oct. 14	(10 inn.) Cardinals 4, at San Francisco 5
Oct. 15	Cardinals 4, at San Francisco 6
Oct. 16	Cardinals 3, at San Francisco 6

2019 - Cardinals 0, Washington 4

Oct. 11	at Cardinals 0, Washington 2
Oct. 12	at Cardinals 1, Washington 3
Oct. 14	Cardinals 1, at Washington 8
Oct. 15	Cardinals 4, at Washington 7



As a 22-year old rookie, Michael Wacha was named the 2013 National League Championship Series Most Valuable Player. Wacha hurled 13.2 scoreless innings vs. the Los Angeles Dodgers, earning wins in Game 2 & 6.

CARDINALS NLCS BATTING ALL-TIME TOP 5

BATTING AVERAGE	
1. Albert Pujols383
2. Yadier Molina312
3. David Freese304
4. Ozzie Smith303
5. Willie McGee300

(two series, 50 plate appearances)

GAMES	
1. Yadier Molina	39
2. Albert Pujols	31
3. Jim Edmonds	30
4. Jon Jay	24
5. Matt Holliday	23

AT-BATS	
1. Yadier Molina	141
2. Albert Pujols	115
3. Jim Edmonds	107
4. Matt Holliday	95
5. Jon Jay	90

RUNS	
1. Albert Pujols	25
2. Jim Edmonds	12
Jon Jay	12
Willie McGee	12
Yadier Molina	12

HITS	
1. Yadier Molina	44
Albert Pujols	44
3. Jim Edmonds	29
4. Matt Holliday	25
Jon Jay	25

TOTAL BASES	
1. Albert Pujols	82
2. Yadier Molina	61
3. Jim Edmonds	53
4. David Freese	39
5. Matt Holliday	36

DOUBLES	
1. Yadier Molina	8
Albert Pujols	8
3. Jim Edmonds	6
David Freese	6
5. Carlos Beltrán	5
Tommy Herr	5
Matt Holliday	5

TRIPLES	
1. Willie McGee	3
2. Ozzie Smith	2
Scott Spiezio	2
4. 10 players with	1

HOME RUNS	
1. Albert Pujols	10
2. Jim Edmonds	6
3. David Freese	4
4. Yadier Molina	3
Scott Rolen	3

RUNS BATTED IN	
1. Albert Pujols	27
2. Jim Edmonds	20
3. Yadier Molina	12
4. David Freese	11
5. Matt Holliday	10
Willie McGee	10

STOLEN BASES	
1. David Eckstein	4
2. Edgar Renteria	3
Kolten Wong	3
4. Carlos Beltrán	2
Vince Coleman	2
Tom Herr	2
Willie McGee	2
Ozzie Smith	2
Tony Womack	2

BASES ON BALLS	
1. Albert Pujols	18
2. Jim Edmonds	15
3. Darrell Porter	10
4. Ozzie Smith	9
5. Matt Carpenter	8
Yadier Molina	8

CARDINALS NLCS PITCHING ALL-TIME TOP 5

GAMES	
1. Jason Isringhausen	11
2. Lance Lynn	10
3. Trevor Rosenthal	9
Adam Wainwright	9
4. Randy Choate	8
Ken Dayley	8
Carlos Martínez	8
Marc Rzepczynski	8
Fernando Salas	8
Julian Tavarez	8

INNINGS PITCHED	
1. Chris Carpenter	39.0
2. Adam Wainwright	37.2
3. Matt Morris	32.0
Jeff Suppan	32.0
5. Andy Benes	28.2

SHUTOUTS	
1. Danny Cox	1
Bob Forsch	1

COMPLETE GAMES	
1. Danny Cox	2
2. Bob Forsch	1

WINS	
1. Lance Lynn	3
2. Chris Carpenter	2
Danny Cox	2
Bob Forsch	2
Jeff Suppan	2
Julian Tavarez	2
John Tudor	2
Michael Wacha	2

EARNED-RUN AVERAGE	
1. Jeff Suppan	1.69
2. John Tudor	2.25
3. Adam Wainwright	2.39
4. Lance Lynn	2.81
5. Andy Benes	4.08

(two series, 25 innings pitched)

FEWEST HITS PER NINE INNINGS	
1. Jeff Suppan	4.50
2. Adam Wainwright	7.41
3. John Tudor	8.36
4. Andy Benes	8.48
5. Lance Lynn	8.77

(two series, 25 innings pitched)

STRIKEOUTS	
1. Adam Wainwright	34
2. Chris Carpenter	24
3. Jeff Suppan	20
John Tudor	20
5. Andy Benes	19
Lance Lynn	19

FEWEST WALKS PER NINE INNINGS	
1. Adam Wainwright	1.67
2. John Tudor	2.57
3. Andy Benes	3.14
4. Chris Carpenter	3.46
5. Jeff Suppan	3.66

(two series, 25 innings pitched)

SAVES	
1. Jason Isringhausen	5
2. Ken Dayley	4
Jason Motte	4
4. Trevor Rosenthal	2
Adam Wainwright	2



CARDINALS DIVISION SERIES GAME RESULTS

1996 - Cardinals 3, San Diego 0

Oct. 1 at Cardinals 3, San Diego 1
 Oct. 3 at Cardinals 5, San Diego 4
 Oct. 5 Cardinals 7, at San Diego 5

2000 - Cardinals 3, Atlanta 0

Oct. 3 at Cardinals 7, Atlanta 5
 Oct. 5 at Cardinals 10, Atlanta 4
 Oct. 7 Cardinals 7, at Atlanta 1

2001 - Cardinals 2, Arizona 3

Oct. 9 Cardinals 0, at Arizona 1
 Oct. 10 Cardinals 4, at Arizona 1
 Oct. 12 at Cardinals 3, Arizona 5
 Oct. 13 at Cardinals 4, Arizona 1
 Oct. 14 Cardinals 1, at Arizona 2

2002 - Cardinals 3, Arizona 0

Oct. 1 Cardinals 12, at Arizona 2
 Oct. 3 Cardinals 2, at Arizona 1
 Oct. 5 at Cardinals 6, Arizona 3

2004 - Cardinals 3, Los Angeles 1

Oct. 5 at Cardinals 8, Los Angeles 3
 Oct. 7 at Cardinals 8, Los Angeles 3
 Oct. 9 Cardinals 0, at Los Angeles 4
 Oct. 10 Cardinals 6, at Los Angeles 2

2005 - Cardinals 3, San Diego 0

Oct. 4 at Cardinals 8, San Diego 5
 Oct. 6 at Cardinals 6, San Diego 2
 Oct. 8 Cardinals 7, at San Diego 4

2006 - Cardinals 3, San Diego 1

Oct. 3 Cardinals 5, at San Diego 1
 Oct. 5 Cardinals 2, at San Diego 0
 Oct. 7 at Cardinals 1, San Diego 3
 Oct. 9 at Cardinals 6, San Diego 2

2009 - Cardinals 0, Los Angeles 3

Oct. 7 Cardinals 3, at Los Angeles 5
 Oct. 8 Cardinals 2, at Los Angeles 3
 Oct. 10 at Cardinals 1, Los Angeles 5

2011 - Cardinals 3, Philadelphia 2

Oct. 1 Cardinals 6, at Philadelphia 11
 Oct. 2 Cardinals 5, at Philadelphia 4
 Oct. 4 at Cardinals 2, Philadelphia 3
 Oct. 5 at Cardinals 5, Philadelphia 3
 Oct. 7 Cardinals 1, at Philadelphia 0

2012 - Cardinals 3, Washington 2

Oct. 7 at Cardinals 2, Washington 3
 Oct. 8 at Cardinals 12, Washington 4
 Oct. 10 Cardinals 8, at Washington 0
 Oct. 11 Cardinals 1, at Washington 2
 Oct. 12 Cardinals 9, at Washington 7

2013 - Cardinals 3, Pittsburgh 2

Oct. 3 at Cardinals 9, Pittsburgh 1
 Oct. 4 at Cardinals 1, Pittsburgh 7
 Oct. 6 Cardinals 3, at Pittsburgh 5
 Oct. 7 Cardinals 2, at Pittsburgh 1
 Oct. 9 at Cardinals 6, Pittsburgh 1

2014 - Cardinals 3, Los Angeles 1

Oct. 3 Cardinals 10, at Los Angeles 9
 Oct. 4 Cardinals 2, at Los Angeles 3
 Oct. 6 at Cardinals 3, Los Angeles 1
 Oct. 7 at Cardinals 3, Los Angeles 2

2015 - Cardinals 1, Chicago 3

Oct. 9 at Cardinals 4, Chicago 0
 Oct. 10 at Cardinals 3, Chicago 6
 Oct. 12 Cardinals 6, at Chicago 8
 Oct. 13 Cardinals 4, at Chicago 6

2019 - Cardinals 3, Atlanta 2

Oct. 3 Cardinals 7, at Atlanta 6
 Oct. 4 Cardinals 0, at Atlanta 3
 Oct. 6 at Cardinals 1, Atlanta 3
 Oct. 7 (10 inn.) at Cardinals 5, Atlanta 4
 Oct. 9 Cardinals 13, at Atlanta 1



From 2011-14, the Cardinals won four straight Division Series. Chris Carpenter threw a 1-0 shutout in Game 5 over Philadelphia in 2011 (upper left). The Cardinals rallied from a 6-0 deficit to defeat Washington at Nationals Park in Game 5 of 2012 (upper right). Adam Wainwright threw a complete game over Pittsburgh in 2013 (lower left) Game 5. Matt Carpenter homered in three straight games in the 2014 NLDS including a bases clearing triple (shown) off Clayton Kershaw to rally the Cardinals from a 6-1 deficit to a 10-9 win at Dodger Stadium in Game 1 (lower right).

CARDINALS DIVISION SERIES BATTING LEADERS

BATTING AVERAGE

1.	Fernando Vina	.404
2.	Jim Edmonds	.333
3.	Albert Pujols	.309
4.	David Freese	.302
5.	Edgar Renteria	.280

(two series, 50 plate appearances)

GAMES

1.	Yadier Molina	37
2.	Albert Pujols	27
3.	Matt Holliday	25
4.	Matt Carpenter	22
	Jim Edmonds	22

AT-BATS

1.	Yadier Molina	136
2.	Albert Pujols	97
3.	Matt Holliday	93
4.	Jim Edmonds	81
5.	Matt Carpenter	61

RUNS

1.	Jim Edmonds	17
	Albert Pujols	17
3.	Matt Holliday	14
	Edgar Renteria	14
5.	Jon Jay	10
	Yadier Molina	10

HITS

1.	Albert Pujols	30
2.	Yadier Molina	29
3.	Jim Edmonds	27
4.	Matt Holliday	20
5.	Fernando Vina	19

TOTAL BASES

1.	Jim Edmonds	55
2.	Albert Pujols	50
3.	Yadier Molina	36
4.	Matt Holliday	31
5.	Carlos Beltran	28

DOUBLES

1.	Jim Edmonds	7
2.	Albert Pujols	6
3.	David Freese	5
	Kolten Wong	5
4.	Carlos Beltrán	4
	Paul Goldschmidt	4
	Yadier Molina	4

TRIPLES

1.	Rafael Furcal	2
2.	Allen Craig	1
	Tommy Edman	1
	Juan Encarnacion	1
	Jon Jay	1
	John Mabry	1
	Albert Pujols	1
	Tony Womack	1

HOME RUNS

1.	Jim Edmonds	7
2.	Carlos Beltrán	4
	Matt Carpenter	4
	Albert Pujols	4
5.	Matt Holliday	3
	Stephen Piscotty	3

RUNS BATTED IN

1.	Jim Edmonds	17
	Albert Pujols	17
3.	Matt Carpenter	11
	Matt Holliday	11
	Reggie Sanders	11

STOLEN BASES

1.	Edgar Renteria	5
2.	Jon Jay	3
3.	J.D. Drew	2
	Ron Gant	2
	Julio Lugo	2
	Placido Polanco	2

BASES ON BALLS

1.	Albert Pujols	18
2.	Jim Edmonds	11
3.	Jon Jay	10
	Yadier Molina	10
	Edgar Renteria	10

CARDINALS DIVISION SERIES PITCHING LEADERS

GAMES

1.	Adam Wainwright	13
2.	Trevor Rosenthal	10
3.	Steve Kline	8
4.	Mitchell Boggs	7
	Chris Carpenter	7
	Jason Isringhausen	7
	Carlos Martínez	7
	Matt Morris	7

INNINGS PITCHED

1.	Adam Wainwright	53.0
2.	Chris Carpenter	42.0
3.	Matt Morris	37.0
4.	John Lackey	17.1
5.	Lance Lynn	14.2

EARNED-RUN AVERAGE

1.	Trevor Rosenthal	0.87
2.	Woody Williams	2.08
3.	Matt Morris	2.19
4.	Chris Carpenter	2.36
5.	John Lackey	2.60

(minimum 10 innings pitched)

FEWEST HITS PER NINE INNINGS

1.	Darryl Kile	4.85
2.	Michael Wacha	5.40
3.	John Lackey	5.71
4.	Andy Benes	6.17
5.	Jeff Suppan	6.35

(two series, 10 innings pitched)

WINS

1.	Chris Carpenter	5
2.	Jeff Fassero	2
	Marco Gonzales	2
	John Lackey	2
	Matt Morris	2
	Adam Wainwright	2
	Woody Williams	2

STRIKEOUTS

1.	Adam Wainwright	62
2.	Chris Carpenter	25
3.	Matt Morris	24
4.	Lance Lynn	22
5.	John Lackey	18

FEWEST WALKS PER NINE INNINGS

1.	Adam Wainwright	1.36
2.	Woody Williams	1.38
3.	Kyle Lohse	1.46
4.	John Lackey	1.56
5.	Matt Morris	3.16

(two series, 10 innings pitched)

SAVES

1.	Trevor Rosenthal	4
2.	Dennis Eckersley	3
	Jason Isringhausen	3
5.	Steve Kline	2
	Jason Motte	2

SHUTOUTS

1.	Chris Carpenter	1
----	-----------------	---

COMPLETE GAMES

1.	Chris Carpenter	1
	Adam Wainwright	1



CARDINALS WILD CARD SERIES RESULTS

2012 - Cardinals 1, Atlanta 0

October 5 Cardinals 6, at Atlanta 3

2020 - Cardinals 1, San Diego 2

September 30 Cardinals 7, at San Diego 4

October 1 Cardinals 9, at San Diego 11

October 2 Cardinals 0, at San Diego 4

2021 - Cardinals 0, Los Angeles 1

October 6 Cardinals 1, at Los Angeles 3

2022 - Cardinals 0, Philadelphia 2

October 7 Cardinals 3, Philadelphia 6

October 8 Cardinals 0, Philadelphia 2

CARDINALS WILD CARD SERIES BATTING LEADERS

GAMES

1. Yadier Molina7
2. Dylan Carlson6
Tommy Edman6
Paul Goldschmidt.....6
5. Paul DeJong5

AT-BATS

1. Yadier Molina29
2. Tommy Edman25
3. Paul Goldschmidt.....23
4. Dylan Carlson15
5. Dexter Fowler.....14
Kolten Wong14

RUNS

1. Matt Carpenter3
Tommy Edman3
Dylan Carlson3
4. Paul DeJong2
Paul Goldschmidt.....2
Yadier Molina2
Matt Holliday2

STOLEN BASES

1. Tommy Edman2
2. Dylan Carlson1
Tyler O'Neill.....1

HITS

1. Tommy Edman7
Yadier Molina7
2. Dylan Carlson4
Dexter Fowler.....4
Paul Goldschmidt.....4

TOTAL BASES

1. Paul Goldschmidt.....11
2. Yadier Molina9
3. Kolten Wong7
Tommy Edman7
5. Dylan Carlson5
Dexter Fowler.....5
Matt Holliday, Juan Yezpez5

DOUBLES

1. Yadier Molina2
2. 8 Players tied1

TRIPLES

----- None -----

HOME RUNS

1. Paul Goldschmidt.....2
2. Matt Holliday1
Kolten Wong1
Juan Yezpez1

RUNS BATTED IN

1. Kolten Wong4
2. Matt Carpenter3
Paul Goldschmidt.....3
Yadier Molina3
5. Harrison Bader.....2
Dexter Fowler.....2
Juan Yezpez2

BASES ON BALLS

1. Dylan Carlson6
2. Matt Carpenter3
Paul DeJong3
Paul Goldschmidt.....3
5. Lars Nootbaar2

CARDINALS WILD CARD SERIES PITCHING LEADERS

GAMES

1. Giovanny Gallegos5
2. Ryan Helsley3
Alex Reyes3
4. Génesis Cabrera.....2
Adam Wainwright.....2

INNINGS PITCHED

1. Adam Wainwright.....8.2
2. Jack Flaherty6.0
3. Kyle Lohse5.2
4. Kwang Hyun Kim3.2
5. Alex Reyes3.1

STARTS

1. Adam Wainwright2
2. Kyle Lohse1
Kwang Hyun Kim1
Jack Flaherty.....1
Miles Mikolas.....1
Jose Quintana.....1

WINS

1. Kyle Lohse1
Giovanny Gallegos1

SAVES

1. Jason Motte1
Alex Reyes1

STRIKEOUTS

1. Jack Flaherty.....8
Adam Wainwright.....8
3. Kyle Lohse6
Giovanny Gallegos6
5. Ryan Helsley4

COMPLETE GAMES

----- None -----

SHUTOUTS

----- None -----

CARDINALS POSTSEASON BATTING LEADERS

BATTING AVERAGE	
1. Pepper Martin418
2. Lou Brock391
3. Julian Javier346
4. Fernando Vina333
5. Albert Pujols327

(two series, 50 plate appearances)

GAMES	
1. Yadier Molina	104
2. Albert Pujols	76
3. Jim Edmonds	61
4. Matt Holliday	61
5. Jon Jay	58

AT-BATS	
1. Yadier Molina	373
2. Albert Pujols	275
3. Matt Holliday	234
4. Jim Edmonds	220
5. Jon Jay	190

RUNS	
1. Albert Pujols	54
2. Matt Holliday	36
3. Jim Edmonds	32
4. Yadier Molina	29
5. Jon Jay	24
Matt Carpenter	24

HITS	
1. Yadier Molina	102
2. Albert Pujols	90
3. Jim Edmonds	61
4. Matt Holliday	56
5. David Freese	48
Willie McGee	48

TOTAL BASES	
1. Albert Pujols	164
2. Yadier Molina	133
3. Jim Edmonds	115
4. Matt Holliday	91
5. David Freese	86

DOUBLES	
1. Yadier Molina	19
2. Albert Pujols	18
3. Jim Edmonds	15
4. David Freese	15
5. 4 Players	9

TRIPLES	
1. Tim McCarver	3
Willie McGee	3
2. Lou Brock	2
Juan Encarnacion	2
Rafael Furcal	2
Terry Pendleton	2
Ozzie Smith	2
Scott Spiezio	2

HOME RUNS	
1. Albert Pujols	18
2. Jim Edmonds	13
3. Matt Holliday	8
4. David Freese	7
5. Matt Carpenter	6
Larry Walker	6

RUNS BATTED IN	
1. Albert Pujols	52
2. Jim Edmonds	41
3. Yadier Molina	36
4. David Freese	29
5. Matt Holliday	27

STOLEN BASES	
1. Lou Brock	14
2. Vince Coleman	8
Edgar Renteria	8
4. Pepper Martin	7
Ozzie Smith	6

BASES ON BALLS	
1. Albert Pujols	48
2. Jim Edmonds	30
3. Yadier Molina	27
4. Ozzie Smith	20
5. Jon Jay	19

CARDINALS POSTSEASON PITCHING LEADERS

GAMES	
1. Adam Wainwright	29
2. Lance Lynn	24
3. Trevor Rosenthal	23
4. Carlos Martinez	20
5. Jason Isringhausen	19
Jason Motte	19

SHUTOUTS	
1. Bob Gibson	2
Wild Bill Hallahan	2
3. Nine tied with	1

INNINGS PITCHED	
1. Adam Wainwright	114.1
2. Chris Carpenter	108.0
3. Bob Gibson	81.0
4. Matt Morris	73.1
5. John Tudor	57.0

EARNED RUN AVERAGE	
1. Ken Dayley	0.44
2. Trevor Rosenthal	0.69
3. Harry Brecheen	0.83
4. Wild Bill Hallahan	1.36
5. Jesse Haines	1.67

(minimum 20 innings pitched)

FEWEST HITS PER NINE INNINGS	
1. Ken Dayley	2.61
2. Burleigh Grimes	4.93
3. Jason Motte	4.98
4. Trevor Rosenthal	5.19
5. Jason Isringhausen	5.96

(minimum 20 innings pitched)

WINS	
1. Chris Carpenter	10
2. Bob Gibson	7
3. Lance Lynn	5
John Tudor	5
5. Harry Brecheen	4
Michael Wacha	4
Adam Wainwright	4

COMPLETE GAMES	
1. Bob Gibson	8
2. Harry Brecheen	3
Burleigh Grimes	3
Wild Bill Hallahan	3
5. Seven tied with	2

STRIKEOUTS	
1. Adam Wainwright	123
2. Bob Gibson	92
3. Chris Carpenter	68
4. Lance Lynn	50
5. Matt Morris	44

FEWEST WALKS PER NINE INNINGS	
1. Jason Motte	0.83
2. John Lackey	1.54
3. Adam Wainwright	1.73
4. Dizzy Dean	1.73
5. Bob Gibson	1.89

(minimum 20 innings pitched)

SAVES	
1. Jason Isringhausen	8
Jason Motte	8
3. Trevor Rosenthal	7
4. Ken Dayley	5
5. Dennis Eckersley	4
Adam Wainwright	4
Todd Worrell	4

HISTORY

RETIRED UNIFORM NUMBERS

In the 131-year history of the St. Louis Cardinals, 15 individuals have enjoyed such distinguished careers on the field, in the dugout, or from the owner's box or broadcast booth that their uniform numbers have been retired by the organization. Only the New York Yankees (22 numbers/23 individuals) have recognized more individuals among Major League Baseball franchises. The honored Redbirds' uniform numbers appear in two areas at Busch Stadium – on the left-field wall and below the main scoreboard in right-center field.

Uniform No. 42 was retired by Major League Baseball in 1997 to commemorate the 50th anniversary of Jackie Robinson breaking the color barrier. Robinson played for the Brooklyn Dodgers from 1947 to 1956. He was the National League Rookie of the Year in 1947, the Most Valuable Player in 1949 and a five-time All-Star. Robinson was inducted into the National Baseball Hall of Fame in 1962. The Cardinals subsequently retired No. 42 for Hall of Fame relief pitcher Bruce Sutter in 2006.


The most-recent Redbird so honored was Hall of Fame catcher Ted Simmons, whose No. 23 was retired during a pregame ceremony at Busch Stadium on July 31, 2021. He also was awarded the 12th statue outside of Busch Stadium – the first unveiled outside Busch Stadium III.

ST. LOUIS CARDINALS RETIRED NUMBERS

1 • Ozzie Smith, 1996	2 • Red Schoendienst, 1996	6 • Stan Musial, 1963
9 • Enos Slaughter, 1996	10 • Tony La Russa, 2012	14 • Ken Boyer, 1984
17 • Dizzy Dean, 1974	20 • Lou Brock, 1979	23 • Ted Simmons, 2021
24 • Whitey Herzog, 2010	42 • Jackie Robinson, 1997	42 • Bruce Sutter, 2006
45 • Bob Gibson, 1975	85 • August A. Busch, 1984	Rogers Hornsby, 1997
	Jack Buck, 2002	



Hall of Famers Bruce Sutter, Bob Gibson, Red Schoendienst, Stan Musial, Whitey Herzog, Lou Brock and Ozzie Smith (L-R) highlight pregame ceremonies before the home opener at Busch Stadium on April 13, 2012.

Retired Numbers

**OZZIE SMITH
SHORTSTOP**
1
FULL NAME: Osborne Earl Smith

HEIGHT: 5-11 **WEIGHT:** 150 **BATTED:** Both **THREW:** Right

BORN: December 26, 1954 at Mobile, Alabama

YEARS WITH CARDINALS: 1982-96

NUMBER RETIRED: 1996

Ozzie Smith is widely regarded as the finest fielding shortstop of all time. But, after being labeled as a good-field, no-hit performer early in his career, he developed into a bona fide offensive threat, as well.

The Cardinals acquired Smith from the San Diego Padres in exchange for shortstop Garry Templeton on Feb. 11, 1982. It proved to be one of the greatest trades in franchise history. Smith was a key element in St. Louis' success in the 1980s, and he became one of the city's most-popular citizens.

A lifetime .231 batter when he arrived in St. Louis, Smith promptly improved that figure to .248 for the 1982 season as the Cardinals won the World Series over the Milwaukee Brewers. In 1985, Smith batted at a .276 clip with a career-high six home runs and 54 RBI. He stunned the baseball world with a game-winning homer in the bottom of the ninth inning of Game 5 of the National League Championship Series against the Los Angeles Dodgers. The blast – on a 1-2 pitch from reliever Tom Niedenfuer – was Smith's first as a left-handed batter in 3,009 at-bats and prompted Cardinals' broadcaster Jack Buck to exclaim, "Go crazy, folks! Go crazy!" Smith put together his finest season at the plate in 1987, with career highs of a .303 average and 75 RBI, as the Cardinals captured their third N.L. pennant in six seasons. He finished as runner-up for the Most Valuable Player Award to Andre Dawson of the Chicago Cubs.

Throughout his offensive progression, Smith seemingly made every play defensively, both the routine and the spectacular. "The Wizard" won 13 consecutive Gold Glove Awards between 1980 and 1992, setting a major league record with an all-time low of eight errors in 1991. Smith's most eye-popping play came Aug. 5, 1986, against the Philadelphia Phillies at Busch Stadium. He took off on a short fly ball to left field hit by Von Hayes and, with his back to the plate, flew parallel to the ground and completely stretched out to make the catch. Among shortstops, Smith is baseball's career leader in assists (8,375) and ranks second in total chances (12,905) and double plays (1,590). He led the N.L. in fielding percentage seven times and had a career .978 mark. In 2007, Smith was named the shortstop on the All-Time Rawlings Gold Glove team, selected to honor the 50th anniversary of the Gold Glove Award.

Smith was selected to 15 All-Star Games and started 11 of them. At the time of his retirement following the 1996 season, he had received more votes in fan balloting for the Midsummer Classic than any other player in N.L. history (27,597,904). On the Cardinals' career lists, Smith ranks third in walks (876) and stolen bases (433); fourth in games played (1,990), at-bats (7,160) and sacrifice flies (54); tied for fourth in sacrifices (131); seventh in runs (991) and game-winning RBI (83); eighth in hits (1,944); and tied for 10th in intentional walks (72).

Held in high esteem for his civic-mindedness, Smith received the Lou Gehrig Award (presented to the player who best exhibits the character and integrity of Lou Gehrig both on and off the field) in 1989, the Branch Rickey Award (in recognition of his exceptional community service) in 1994 and the Roberto Clemente Award (presented to the player who best exemplifies the game of baseball, sportsmanship, community involvement and the individual's contribution to his team) in 1995.

Smith was a first-ballot National Baseball Hall of Fame inductee in 2002, earning 92 percent of the votes from the Baseball Writers Association of America, and an inaugural member of the St. Louis Cardinals Hall of Fame in 2014. He was voted the shortstop on the All-Busch Stadium II team in 2005.

PROMINENT CARDINALS WHO WORE NO. 1

• Pepper Martin, 1934-38

• Whitey Kurowski, 1942-49

• Garry Templeton, 1977-81

HISTORY



Ozzie Smith

COMPLETE RECORD

Year Club	AVG	G	AB	R	H	2B	3B	HR	RBI	BB	SO	SB	SLG	OBP
1977 Walla Walla	.303	+68	*287	*69	87	10	2	1	35	40	12	*30	.362	---
1978 San Diego	.258	159	590	69	152	17	6	1	46	47	43	40	.312	.311
1979 San Diego	.211	156	587	77	124	18	6	0	27	37	37	28	.262	.260
1980 San Diego	.230	158	609	67	140	18	5	0	35	71	49	57	.276	.313
1981 San Diego	.222	+110	*450	53	100	11	2	0	21	41	37	22	.256	.294
1982 St. Louis	.248	140	488	58	121	24	1	2	43	68	32	25	.314	.339
1983 St. Louis	.243	159	552	69	134	30	6	3	50	64	36	34	.335	.321
1984 St. Louis	.257	124	412	53	106	20	5	1	44	56	17	35	.337	.347
1985 St. Louis	.276	158	537	70	148	22	3	6	54	65	27	31	.361	.355
1986 St. Louis	.280	153	514	67	144	19	4	0	54	79	27	31	.333	.376
1987 St. Louis	.303	158	600	104	182	40	4	0	75	89	36	43	.383	.392
1988 St. Louis	.270	153	575	80	155	27	1	3	51	74	43	57	.336	.350
1989 St. Louis	.273	155	593	82	162	30	8	2	50	55	37	29	.361	.335
1990 St. Louis	.254	143	512	61	130	21	1	1	50	61	33	32	.305	.330
1991 St. Louis	.285	150	550	96	157	30	3	3	50	83	36	35	.367	.380
1992 St. Louis	.295	132	518	73	153	20	2	0	31	59	34	43	.342	.367
1993 St. Louis	.288	141	545	75	157	22	6	1	53	43	18	21	.356	.337
1994 St. Louis	.262	98	381	51	100	18	3	3	30	38	26	6	.349	.327
1995 St. Louis	.199	44	156	16	31	5	1	0	11	17	12	4	.244	.282
1996 St. Louis	.282	82	227	36	64	10	2	2	18	25	9	7	.370	.358
ST. LOUIS TOTALS	.272	1990	7160	991	1944	338	50	27	664	876	423	433	.344	.350
MAJOR TOTALS	.262	2573	9396	1257	2460	402	69	28	793	1072	589	580	.328	.339

*Led League +Tied for League Lead

DIVISION SERIES RECORD

Year Club/Opp.	AVG	G	AB	R	H	2B	3B	HR	RBI	BB	SO	SB	SLG	OBP
1996 St.L. vs. S.D.	.333	2	3	1	1	0	0	0	0	2	0	0	.333	.600

LEAGUE CHAMPIONSHIP SERIES RECORD

Year Club/Opp.	AVG	G	AB	R	H	2B	3B	HR	RBI	BB	SO	SB	SLG	OBP
1982 St.L. vs. Atl.	.556	3	9	0	5	0	0	0	3	3	0	1	.556	.667
1985 St.L. vs. L.A.	.435	6	23	4	10	1	1	1	3	3	1	1	.696	.500
1987 St.L. vs. S.F.	.200	7	25	2	5	0	1	0	1	3	4	0	.280	.286
1996 St.L. vs. Atl.	.000	3	9	0	0	0	0	0	0	0	1	0	.000	.000
L.C.S. TOTALS	.303	19	66	6	20	1	2	1	7	9	6	2	.424	.387

WORLD SERIES RECORD


Year Club/Opp.	AVG	G	AB	R	H	2B	3B	HR	RBI	BB	SO	SB	SLG	OBP
1982 St.L. vs. Mil.	.208	7	24	3	5	0	0	0	1	3	0	1	.208	.296
1985 St.L. vs. K.C.	.087	7	23	1	2	0	0	0	0	4	0	1	.087	.222
1987 St.L. vs. Min.	.214	7	28	3	6	0	0	0	2	2	3	2	.214	.267
W.S. TOTALS	.173	21	75	7	13	0	0	0	3	9	3	4	.173	.262

ALL-STAR RECORD

Year Club	AVG	G	AB	R	H	2B	3B	HR	RBI	BB	SO	SB	SLG	OBP
1981 National	---	1	0	0	0	0	0	0	0	2	0	0	---	1.000
1982 National	.000	1	0	0	0	0	0	0	0	0	0	0	.000	.000
1983 National	.500	1	2	1	1	0	0	0	0	0	0	0	.500	.500
1984 National	.000	1	3	0	0	0	0	0	0	0	0	1	.000	.000
1985 National	.000	1	4	0	0	0	0	0	0	0	0	0	.000	.000
1986 National	---	1	0	0	0	0	0	0	0	0	0	0	---	---
1987 National	.000	1	2	0	0	0	0	0	0	0	0	0	.000	.000
1988 National	.000	1	2	0	0	0	0	0	0	0	1	0	.000	.000
1989 National	.250	1	4	0	1	0	0	0	0	0	0	0	.250	.250
1990 National	.000	1	1	0	0	0	0	0	0	0	0	0	.000	.000
1991 National	.000	1	1	0	0	0	0	0	0	1	0	0	.000	.500
1992 National	.333	1	3	0	1	1	0	0	0	0	1	0	.667	.333
1994 National	.333	1	3	0	1	0	0	0	0	0	0	0	.333	.333
1995 National	SELECTED, DID NOT PLAY DUE TO INJURY													
1996 National	---	1	0	0	0	0	0	0	0	0	0	0	---	---
A.S. TOTALS	.148	14	27	1	4	1	0	0	0	3	2	1	.185	.233

HISTORY

Retired Numbers



RED SCHOENDIENST
SECOND BASEMAN/MANAGER

2

FULL NAME: Albert Fred (Red) Schoendienst
HEIGHT: 6-0 **WEIGHT:** 170 **BATTED:** Both **THREW:** Right
BORN: February 2, 1923 at Germantown, Illinois
DIED: June 6, 2018 at St. Louis, Missouri
YEARS WITH CARDINALS: 1945-56, 1961-76, 1979-95
NUMBER RETIRED: 1996

The name Albert “Red” Schoendienst is synonymous with Cardinals baseball. After all, he wore the uniform for 45 seasons as a player, coach and manager and was involved with the organization for a total of 67 years.

It all started in 1945, when Schoendienst joined the club to fill in for left fielder Stan Musial, who was serving in the U.S. Navy. Schoendienst batted .278 with 47 RBI and a National League-leading 26 stolen bases. The following year, Musial returned to the Cardinals, and Schoendienst moved to third base and then shortstop before settling in at second base. St. Louis won the World Series over the Boston Red Sox as Schoendienst began to develop into one of the best hitting and fielding second basemen of all time.

In 1953, Schoendienst put together his finest season. He established career highs of a .342 batting average – second in the league to Carl Furrillo of the Brooklyn Dodgers (.344), 15 home runs and 79 RBI. In a surprising trade, Schoendienst was dealt to the New York Giants along with outfielder Jackie Brandt, pitcher Dick Littlefield, catcher Bill Sarni and shortstop Bobby Stephenson in exchange for shortstop Alvin Dark, catcher Ray Katt, pitcher Don Liddle and outfielder Whitey Lockman on June 14, 1956.

The following year, Schoendienst was traded to the Milwaukee Braves, who won the 1957 World Series and the 1958 N.L. pennant. He subsequently returned to St. Louis in 1961. On the Cardinals’ career lists, Schoendienst ranks fourth in pinch-hits (54), fifth in at-bats (6,841), sixth in runs (1,025), seventh in games played (1,795) and hits (1,980), eighth in doubles (352) and ninth in total bases (2,657). He led the N.L. with 200 hits in 1957, and seven times he either led or tied for the league lead in fielding percentage.

Schoendienst served as a coach on the 1964 World Championship team and was named manager when Johnny Keane resigned at the conclusion of the season. Schoendienst piloted St. Louis to a World Series victory over the Red Sox in 1967 and another N.L. pennant in 1968 en route to a 12-year tenure as skipper, the longest in franchise history until Tony La Russa surpassed him in 2008. Schoendienst’s 1,041 wins ranks second in franchise annals behind Tony La Russa (1,408).

A 10-time N.L. All-Star, Schoendienst socked a game-winning home run in the 14th inning of the 1950 Midsummer Classic off Ted Gray of the Detroit Tigers. It marked the switch-hitter’s first career homer batting right-handed. Schoendienst later managed the Senior Circuit to victories in 1968 and 1969. After a stint as coach with the Oakland A’s in 1977 and 1978, Schoendienst came back to St. Louis as a coach from 1979 to 1995. He filled in as interim manager in 1980 and 1990. From 1996 to 2018, Schoendienst served as special assistant to the general manager. Schoendienst was elected to the National Baseball Hall of Fame in 1989 by the Veterans Committee and was an inaugural member of the St. Louis Cardinals Hall of Fame in 2014. He was inducted into the Missouri Sports Hall of Fame in 1987.

PROMINENT CARDINALS WHO WORE NO. 2

- Leo Durocher, 1933-37
- Terry Moore, 1938

HISTORY



Red Schoendienst

COMPLETE RECORD

Year Club	AVG	G	AB	R	H	2B	3B	HR	RBI	BB	SO	SB	SLG	OBP
1942 Albany	.269	68	264	41	71	7	5	1	28	---	---	---	---	---
1943 Lynchburg	.472	9	36	8	17	2	0	0	5	---	---	---	---	---
Rochester	.337	136	555	81	187	21	5	6	37	38	19	20	---	---
1944 Rochester	.373	25	102	26	38	3	2	2	14	13	1	16	---	---
1945 St. Louis	.278	137	565	89	157	22	6	1	47	21	17	*26	.343	.305
1946 St. Louis	.281	142	606	94	170	28	5	0	34	37	27	12	.343	.322
1947 St. Louis	.253	151	659	91	167	25	9	3	47	47	27	6	.332	.304
1948 St. Louis	.272	119	408	64	111	21	4	4	36	28	16	1	.373	.319
1949 St. Louis	.297	151	640	102	190	25	2	3	54	51	18	8	.356	.351
1950 St. Louis	.276	153	642	81	177	*43	9	7	63	33	32	3	.403	.313
1951 St. Louis	.289	135	553	88	160	32	7	6	54	35	23	0	.405	.335
1952 St. Louis	.303	152	620	91	188	40	7	7	67	42	30	9	.424	.347
1953 St. Louis	.342	146	564	107	193	35	5	15	79	60	23	3	.502	.405
1954 St. Louis	.315	148	610	98	192	38	8	5	79	54	22	4	.428	.366
1955 St. Louis	.268	145	553	68	148	21	3	11	51	54	28	7	.376	.335
1956 St. Louis	.314	40	153	22	48	9	0	0	15	13	5	0	.373	.365
New York (NL)	.296	92	334	39	99	12	3	2	14	28	10	1	.368	.352
1957 New York (NL)	.307	60	254	36	78	12	3	9	33	13	6	2	.476	.337
Milwaukee	.310	90	394	55	122	19	5	6	32	20	9	1	.434	.348
1958 Milwaukee	.262	106	427	47	112	23	1	1	24	31	21	3	.328	.313
1959 Milwaukee	.000	5	3	0	0	0	0	0	0	0	0	0	.000	.000
1960 Milwaukee	.257	68	226	21	58	9	1	1	19	17	13	1	.319	.311
1961 St. Louis	.300	72	120	9	36	9	0	1	12	12	6	1	.400	.364
1962 St. Louis	.301	98	143	21	43	4	0	2	12	9	12	0	.371	.346
1963 St. Louis	.000	6	5	0	0	0	0	0	0	0	1	0	.000	.000
MAJOR TOTALS	.289	2216	8479	1223	2449	427	78	84	773	606	346	89	.387	.337

*Led League

WORLD SERIES RECORD

Year Club/Opp.	AVG	G	AB	R	H	2B	3B	HR	RBI	BB	SO	SB	SLG	OBP
1946 St.L. vs. Bos.	.233	7	30	3	7	1	0	0	1	0	2	1	.266	.233
1957 Mil. vs. N.Y.	.278	5	18	0	5	1	0	0	2	0	1	0	.333	.278
1958 Mil. vs. N.Y.	.300	7	30	5	9	3	1	0	0	2	1	0	.467	.344
W.S. TOTALS	.269	19	78	8	21	5	1	0	3	2	4	1	.359	.287

ALL-STAR RECORD

Year Club	AVG	G	AB	R	H	2B	3B	HR	RBI	BB	SO	SB	SLG	OBP
1946 National	.000	1	2	0	0	0	0	0	0	0	0	0	.000	---
1948 National	.000	1	4	0	0	0	0	0	0	0	0	0	.000	---
1949 National	1.000	1	1	0	1	0	0	0	0	0	0	0	1.000	---
1950 National	1.000	1	1	1	1	0	0	1	1	0	0	0	4.000	---
1951 National	---	1	0	0	0	0	0	0	0	0	0	0	.000	---
1952 National	SELECTED, DID NOT PLAY													
1953 National	.000	1	3	0	0	0	0	0	0	0	0	0	.000	---
1954 National	.000	1	2	0	0	0	0	0	0	0	0	0	.000	---
1955 National	.333	1	6	0	2	0	0	0	0	0	0	0	.333	---
1957 National	.000	1	2	0	0	0	0	0	0	0	0	0	.000	---
A.S. TOTALS	.190	9	21	1	4	0	0	1	1	0	0	0	.333	---

HISTORY

Retired Numbers



STAN MUSIAL

OUTFIELDER/FIRST BASEMAN

6

FULL NAME: Stanley Frank Musial
HEIGHT: 6-0 **WEIGHT:** 175 **BATTED:** Left **THREW:** Left
BORN: November 21, 1920 at Donora, Pennsylvania
DIED: January 19, 2013 at St. Louis, Missouri
YEARS WITH CARDINALS: 1941-44, 1946-63
NUMBER RETIRED: 1963

Simply stated, Stan Musial is “The Man.” Not only is he the greatest player in Cardinals history, he also is the most popular.

Musial played his entire 22-year career as an outfielder and first baseman in St. Louis. He is the franchise’s career leader in virtually every batting category: games played (3,026), at-bats (10,972), runs (1,949), hits (3,630), extra-base hits (1,377), doubles (725), triples (177), home runs (475), RBI (1,951), walks (1,599), intentional walks (298), total bases (6,134), multi-hit games (1,059) and walk-off RBI (21). His .331 average is fourth behind Rogers Hornsby (.359), Johnny Mize (.336) and Joe Medwick (.335). And, despite being an everyday player most of his career, Musial ranks ninth with 35 pinch-hits. He has the most walk-off homers in franchise history (12) and the second-most multiple-homer games (37), extra-inning homers (11) and grand slams (9) – behind Albert Pujols (46, 13 and 13, respectively).

After initially joining the Cardinals late in 1941, Musial arrived for good the following season, beginning a stretch of 16 straight years in which he batted .300 or better. In 1943, Musial led the National League with a .357 average, 220 hits, 48 doubles and 20 triples en route to earning the first of his three Most Valuable Player awards. Musial also was named MVP in 1946 (led league with .365 average, 124 runs, 228 hits, 50 doubles and 20 triples) and 1948 (topped N.L. with .376 average, 135 runs, 230 hits, 46 doubles, 18 triples and 131 RBI). All told, the sweet-swinging left-handed batter paced the Senior Circuit in batting seven times.

A member of four World Series teams (1942, 1943, 1944 and 1946), Musial was chosen to play in 24 All-Star Games (tied for the most in major league history with Hank Aaron and Willie Mays). His six home runs are the most in Midsummer Classic annals. He won the 1955 game with a 12th-inning homer off Frank Sullivan of the Boston Red Sox at County Stadium in Milwaukee.

On May 13, 1958, Musial collected the 3,000th hit of his career with a pinch-hit double off Moe Drabowsky of the Chicago Cubs at Wrigley Field. Musial finished his career with 3,630 hits. At the time of his retirement, he held major league records for extra-base hits and total bases and N.L. marks for runs, hits, doubles and RBI. He still has the fourth-most hits in baseball history – behind Pete Rose (4,256), Ty Cobb (4,192) and Hank Aaron (3,771).

Following his playing days, Musial was a long-time senior vice-president with the Cardinals and served as general manager when they won the 1967 World Series over the Boston Red Sox.

Musial was the first player in Cardinals history to have his uniform number retired, and he was a first-ballot National Baseball Hall of Fame inductee in 1969, receiving 93 percent of the votes from the Baseball Writers Association of America. He was selected to the Major League Baseball All-Century team in 1999 and was an inaugural member of the St. Louis Cardinals Hall of Fame in 2014. In 2015, Musial was voted by the fans as a member of Franchise Four, joining Lou Brock, Bob Gibson and Rogers Hornsby as one of the most impactful players who best represented the history of the Cardinals.

More than anything else, the personable Musial was a great emissary for all that is good about the game of baseball. A bronze statue of Musial stands outside Busch Stadium with the following words: “Here stands baseball’s perfect warrior. Here stands baseball’s perfect knight.” In 2010, Musial was chosen by former President Barack Obama to receive the Presidential Medal of Freedom, the highest civilian honor for a United States citizen.

PROMINENT CARDINALS WHO WORE NO. 6

- Jack Rothrock, 1934-35
- Red Schoendienst, 1945

HISTORY



Stan Musial

COMPLETE RECORD

Year Club	AVG	G	AB	R	H	2B	3B	HR	RBI	BB	SO	SB	SLG	OBP
1938 Williamson	.258	26	62	5	16	3	0	1	6	---	---	---	---	---
1939 Williamson	.352	23	71	10	25	3	3	1	9	---	---	---	---	---
1940 Daytona Beach	.311	113	405	55	126	17	10	1	70	---	---	---	---	---
1941 Springfield (Mo.)	.379	87	348	100	132	27	10	*26	94	---	---	---	---	---
Rochester	.326	54	221	43	72	10	4	3	21	---	---	---	---	---
St. Louis	.426	12	47	8	20	4	0	1	7	2	1	1	.574	.449
1942 St. Louis	.315	140	467	87	147	32	10	10	72	62	25	6	.490	.397
1943 St. Louis	*.357	157	617	108	*220	*48	*20	13	81	72	18	9	*.562	*.425
1944 St. Louis	.347	146	568	112	+197	*51	14	12	94	90	28	7	*.549	*.440
1945	DID NOT PLAY, MILITARY SERVICE													
1946 St. Louis	*.365	156	624	*124	*228	*50	*20	16	103	73	31	7	*.587	.434
1947 St. Louis	.312	149	587	113	183	30	13	19	95	80	24	4	.504	.398
1948 St. Louis	*.376	155	611	*135	*230	*46	*18	39	*131	79	34	7	*.702	*.450
1949 St. Louis	.338	157	612	128	*207	*41	+13	36	123	107	38	3	.624	*.438
1950 St. Louis	*.346	146	555	105	192	41	7	28	109	87	36	5	*.596	.437
1951 St. Louis	*.355	152	578	+124	205	30	+12	32	108	98	40	4	.614	.449
1952 St. Louis	*.336	154	578	+105	*194	*42	6	21	91	96	29	7	*.538	.432
1953 St. Louis	.337	157	593	127	200	*53	9	30	113	*105	32	3	.609	*.437
1954 St. Louis	.330	153	591	+120	195	*41	9	35	126	103	39	1	.607	.433
1955 St. Louis	.319	154	562	97	179	30	5	33	108	80	39	5	.566	.411
1956 St. Louis	.310	156	594	87	184	33	6	27	*109	75	39	2	.522	.390
1957 St. Louis	*.351	134	502	82	176	38	3	29	102	66	34	1	.612	*.428
1958 St. Louis	.337	135	472	64	159	35	2	17	62	72	26	0	.528	.426
1959 St. Louis	.255	115	341	37	87	13	2	14	44	60	25	0	.428	.367
1960 St. Louis	.275	116	331	49	91	17	1	17	63	41	34	1	.486	.358
1961 St. Louis	.288	123	372	46	107	22	4	15	70	52	35	0	.489	.376
1962 St. Louis	.330	135	433	57	143	18	1	19	82	64	46	3	.508	.420
1963 St. Louis	.255	124	337	34	86	10	2	12	58	35	43	2	.404	.329
MAJOR TOTALS	.331	3026	10972	1949	3630	725	177	475	1951	1599	696	78	.559	.418

*Led League. +Tied for league lead.

WORLD SERIES RECORD

Year Club/Opp.	AVG	G	AB	R	H	2B	3B	HR	RBI	BB	SO	SB	SLG	OBP
1942 St.L. vs. N.Y.	.222	5	18	2	4	1	0	0	2	4	0	0	.278	.364
1943 St.L. vs. N.Y.	.278	5	18	2	5	0	0	0	0	2	2	0	.278	.350
1944 St.L. vs. St.L.	.304	6	23	2	7	2	0	1	2	2	0	0	.522	.360
1946 St.L. vs. Bos.	.222	7	27	3	6	4	1	0	4	4	2	1	.444	.323
W.S. TOTALS	.256	23	86	9	22	7	1	1	8	12	4	1	.395	.347

ALL-STAR RECORD

Year Club	AVG	G	AB	R	H	2B	3B	HR	RBI	BB	SO	SB	SLG	OBP
1943 National	.250	1	4	0	1	1	0	0	1	0	0	0	.500	.250
1944 National	.250	1	4	1	1	0	0	0	1	0	0	0	.250	.250
1946 National	.000	1	2	0	0	0	0	0	0	0	0	0	.000	.000
1947 National	.000	1	1	0	0	0	0	0	0	0	0	0	.000	.000
1948 National	.500	1	4	1	2	0	0	1	2	1	1	0	1.250	.600
1949 National	.750	1	4	1	3	0	0	1	2	1	0	0	1.500	.800
1950 National	.000	1	5	0	0	0	0	0	0	1	0	0	.000	.167
1951 National	.500	1	4	1	2	0	0	1	1	1	0	1	1.250	.600
1952 National	.000	1	2	1	0	0	0	0	0	0	2	0	.000	.600
1953 National	.500	1	4	0	2	0	0	0	0	0	1	0	.500	.500
1954 National	.400	1	5	1	2	0	0	0	0	0	0	0	.400	.400
1955 National	.250	1	4	1	1	0	0	1	1	1	1	0	1.000	.400
1956 National	.250	1	4	1	1	0	0	1	1	0	1	0	1.000	.250
1957 National	.333	1	3	1	1	1	0	0	0	1	0	0	.667	.500
1958 National	.250	1	4	1	1	0	0	0	0	0	0	0	.250	.250
1959 National	.000	2	1	0	0	0	0	0	0	1	0	0	.000	.500
1960 National	1.000	2	2	1	2	0	0	1	1	0	0	0	2.500	1.000
1961 National	.000	2	2	0	0	0	0	0	0	0	1	0	.000	.000
1962 National	.333	2	3	0	1	0	0	0	0	0	0	0	.333	.333
1963 National	.000	1	1	0	0	0	0	0	0	0	0	0	.000	.000
A.S. TOTALS	.317	24	63	11	20	2	0	6	10	7	7	1	.635	.386

HISTORY

Retired Numbers



ENOS SLAUGHTER
 OUTFIELDER

9

FULL NAME: Enos Bradsher Slaughter
HEIGHT: 5-9 **WEIGHT:** 190 **BATTED:** Left **THREW:** Right
BORN: April 27, 1916 at Roxboro, North Carolina
DIED: August 12, 2002 at Durham, North Carolina
YEARS WITH CARDINALS: 1938-42, 1946-53
NUMBER RETIRED: 1996

He didn't have the nickname, but Enos Slaughter was a genuine "Charlie Hustle." Throughout his career, he was known for his all-out style of play.

Slaughter dashed into baseball immortality in Game 7 of the 1946 World Series against the Boston Red Sox. With the score tied 3-3 in the bottom of the eighth inning, Slaughter led off with a single. He remained at first base as the next two batters were retired and then took off to steal second with left fielder Harry Walker at the plate. Walker stroked a double into center field, and Boston's Leon Culberson threw the ball to shortstop Johnny Pesky. While Pesky hesitated on the relay, Slaughter kept on running, ignoring third base coach Mike Gonzalez's stop sign and scoring what proved to be the series-deciding run.

Long before his "Mad Dash," Slaughter was a bona fide all-star. He broke into the major leagues with the Cardinals in 1938 and the next year led the National League with 52 doubles while batting .320. It was the first of four straight seasons in which Slaughter batted at a .300 clip. In 1942, he had a .318 average – second in the N.L. to Ernie Lombardi of the Boston Braves (.330) – and league-leading totals of 188 hits and 17 triples. St. Louis' outfield of Slaughter in right, Terry Moore in center and Stan Musial in left is regarded as the best in franchise history. The Cardinals won the 1942 World Championship over the New York Yankees.

After a three-year stint in the service, Slaughter returned to the Cardinals in 1949 and topped the league with 130 RBI to go with a .300 average and 18 home runs. In 1950 and 1952, Slaughter drove in 101 runs while hitting fewer than 15 home runs.

On April 11, 1954, Slaughter was traded to the Yankees for outfielder Bill Virdon, pitcher Mel Wright and minor league outfielder Emil Tellinger. Upon being told of the deal, Slaughter sat in front of his locker and cried.

On the Cardinals' career lists, he ranks third in triples (135) and RBI (1,148); fourth in walks (838); fifth in games played (1,820), runs (1,071), extra-base hits (647), total bases (3,138) and multi-hit games (597); sixth in at-bats (6,775), hits (2,064) and intentional walks (93); and seventh in doubles (366). He is the franchise career leader with 20 bases-loaded walks. Slaughter batted .300 in eight of his 13 seasons with the Cardinals.

Slaughter subsequently played for the Kansas City Athletics (1955-56) before returning to the Yankees (1956-59) and finishing his career with the Milwaukee Braves (1959). The Veterans Committee elected the 10-time All-Star, who was nicknamed "Country," into the National Baseball Hall of Fame in 1985, and he was an inaugural member of the St. Louis Cardinals Hall of Fame in 2014.

PROMINENT CARDINALS WHO WORE NO. 9

- Roger Maris, 1967-68
- Joe Torre, 1969-74, 1991-95
- Terry Pendleton, 1984-90

HISTORY



Enos Slaughter

COMPLETE RECORD

Year Club	AVG	G	AB	R	H	2B	3B	HR	RBI	BB	SO	SB	SLG	OBP
1935 Martinsville	.273	109	422	68	115	25	11	18	---	---	---	---	---	---
1936 Columbus	.325	151	569	106	185	31	*20	9	118	---	---	---	---	---
1937 Columbus	*.382	154	642	*147	*245	42	13	26	122	---	---	---	---	---
1938 St. Louis	.276	112	395	59	109	20	10	8	58	32	38	1	.438	.330
1939 St. Louis	.320	149	604	95	193	*52	5	12	86	44	53	2	.482	.371
1940 St. Louis	.306	140	516	96	158	25	13	17	73	50	35	8	.504	.370
1941 St. Louis	.311	113	425	71	132	22	9	13	76	53	28	4	.496	.390
1942 St. Louis	.318	152	591	100	*188	31	*17	13	98	88	30	9	.494	.412
1943	DID NOT PLAY, MILITARY SERVICE													
1944	DID NOT PLAY, MILITARY SERVICE													
1945	DID NOT PLAY, MILITARY SERVICE													
1946 St. Louis	.300	156	609	100	183	30	8	18	*130	69	41	9	.465	.374
1947 St. Louis	.294	147	551	100	162	31	13	10	86	59	27	4	.452	.366
1948 St. Louis	.321	146	549	91	176	27	11	11	90	81	29	4	.470	.409
1949 St. Louis	.336	151	568	92	191	34	+13	13	96	79	37	3	.511	.418
1950 St. Louis	.290	148	556	82	161	26	7	10	101	66	33	3	.415	.367
1951 St. Louis	.281	123	409	48	115	17	8	4	64	67	25	7	.391	.386
1952 St. Louis	.300	140	510	73	153	17	12	11	101	70	25	6	.445	.386
1953 St. Louis	.291	143	492	64	143	34	9	6	89	80	28	4	.433	.395
1954 New York (AL)	.248	69	125	19	31	4	2	1	19	28	8	0	.336	.386
1955 New York (AL)	.111	10	9	1	1	0	0	0	1	1	1	0	.111	.200
Kansas City	.322	108	267	49	86	12	4	5	34	40	17	2	.453	.408
1956 Kansas City	.278	91	223	37	62	14	3	2	23	29	20	1	.395	.362
New York (AL)	.289	24	83	15	24	4	2	0	4	5	6	1	.386	.330
1957 New York (AL)	.254	96	209	24	53	7	1	5	34	40	19	0	.368	.369
1958 New York (AL)	.304	77	138	21	42	4	1	4	19	21	16	2	.435	.396
1959 New York (AL)	.172	74	99	10	17	2	0	6	21	13	19	1	.374	.265
Milwaukee	.167	11	18	0	3	0	0	0	1	3	3	0	.167	.286
MAJOR TOTALS	.300	2380	7946	1247	2383	413	148	169	1304	1018	538	71	.453	.382

*Led League

+Tied for League Lead

WORLD SERIES RECORD

Year Club/Opp.	AVG	G	AB	R	H	2B	3B	HR	RBI	BB	SO	SB	SLG	OBP
1942 St.L. vs. N.Y.	.263	5	19	3	5	1	0	1	2	3	2	0	.474	.364
1946 St.L. vs. Bos.	.320	7	25	5	8	1	1	1	2	4	3	1	.560	.414
1956 N.Y. vs. Bro.	.350	6	20	6	7	0	0	1	4	4	0	0	.500	.458
1957 N.Y. vs. Mil.	.250	5	12	2	3	1	0	0	0	3	2	0	.333	.400
1958 N.Y. vs. Mil.	.000	4	3	1	0	0	0	0	0	1	1	0	.000	.250
W.S. TOTALS	.291	27	79	17	23	3	1	3	8	15	8	1	.468	.404

ALL-STAR RECORD

Year Club	AVG	G	AB	R	H	2B	3B	HR	RBI	BB	SO	SB	SLG	OBP
1941 National	.500	1	2	1	1	0	0	0	0	0	1	0	.500	---
1942 National	.500	1	2	0	1	0	0	0	0	0	0	0	.500	---
1946 National	.000	1	1	0	0	0	0	0	0	0	0	0	.000	---
1947 National	.000	1	3	0	0	0	0	0	0	1	0	0	.000	---
1948 National	.500	1	2	0	1	0	0	0	0	1	0	0	.500	---
1949 National	.000	1	1	0	0	0	0	0	0	0	0	0	.000	---
1950 National	.500	1	4	1	2	0	1	0	1	1	0	0	1.000	---
1951 National	.000	1	1	0	0	0	0	0	0	0	0	0	.000	---
1952 National	.500	1	2	0	1	1	0	0	0	0	1	0	1.000	---
1953 National	.667	1	3	2	2	0	0	0	1	1	0	1	.667	---
A.S. TOTALS	.381	10	21	4	8	1	1	0	2	4	2	1	.524	---

HISTORY

Retired Numbers

**TONY La RUSSA
MANAGER**
10
FULL NAME: Anthony La Russa Jr.

BORN: October 4, 1944 at Tampa, Florida

YEARS WITH CARDINALS: 1996-2011

NUMBER RETIRED: 2012

Tony La Russa was tantamount with winning.

As manager of the Cardinals from 1996 to 2011, La Russa amassed 1,408 victories. He became the winningest manager in franchise history Aug. 31, 2007, surpassing Red Schoendienst with No. 1,042.

La Russa also won championships in St. Louis: eight division titles, three National League pennants and the 2006 and 2011 World Series. All told, the Cardinals made nine postseason appearances in La Russa's franchise-most 16 seasons at the helm, and his teams finished first, second or third in the N.L. Central Division 13 times.

His finest hour may have been his last. Trailing the Texas Rangers three games to two in the 2011 World Series – and twice down to their final strike in Game 6 – the Cardinals rallied to force Game 7 and went on to capture the franchise's 11th world championship. It capped a magical two-month odyssey for the ball club, which had been staving off elimination seemingly at every turn since Aug. 25, when it trailed the N.L. wild card race by 10 1/2 games, and made the playoffs on the season's final day.

When La Russa announced his retirement Oct. 31, 2011, his 16 years of continuous service were the most among active managers/head coaches in the four major professional sports leagues.

Prior to the Cardinals, La Russa managed the Chicago White Sox (1979-86) and Oakland A's (1986-95). He subsequently returned to the White Sox for the 2021 and 2022 seasons, becoming the first active Hall of Fame manager (not Hall of Fame player who became manager) in baseball annals. Over 35 seasons, La Russa amassed 2,884 victories and managed 5,387 games, ranking second in Major League Baseball history behind Connie Mack (3,731 wins and 7,755 games).

La Russa is the only manager to win multiple pennants in both leagues and one of two to win a World Series title in both, following Sparky Anderson. La Russa's 71 postseason victories (50 with St. Louis, 19 with Oakland and two with Chicago) rank second to Joe Torre's 84 among big league skippers.

In Oakland, La Russa piloted the A's to four division titles, three American League pennants and the 1989 World Championship. He is the A's franchise leader with 798 wins. The 1983 White Sox won the A.L. Western Division to make their first postseason appearance in 24 years.

La Russa and Leo Durocher are the only managers in major league history to win 500 games with three different teams. La Russa was named Major League Manager of the Year in 1983 and 1996; A.L. Manager of the Year in 1983, 1988 and 1992; and N.L. Manager of the Year in 2002.

La Russa is the only manager to win an All-Star Game in both leagues, and he had a 4-2 record in the Midsummer Classic.

A native of Tampa, Fla., La Russa played second base, shortstop and third base in the majors for parts of six seasons with the Kansas City A's (1963), Oakland (1968-71), Atlanta (1971) and Chicago Cubs (1973).

Nineteen years before becoming manager of the Cardinals, La Russa served as a player-coach for the organization's New Orleans Triple-A affiliate in 1977. He began his managerial career a year later in the White Sox minor league system with Double-A Knoxville.

La Russa is a 1978 graduate of the Florida State University College of Law. He passed the bar exam in 1979 and became one of five lawyer/managers in baseball history, joining Monte Ward, Hughie Jennings, Miller Huggins and Branch Rickey.

In 2014, La Russa was inducted into the National Baseball Hall of Fame and was an inaugural member of the Cardinals Hall of Fame. He and his wife, Elaine, are the founders of Tony La Russa's Animal Rescue Foundation, which saves abandoned dogs and cats and finds them homes.

Before returning to the White Sox, La Russa served as an executive with Major League Baseball (2012-13), the Arizona Diamondbacks (2014-17), Boston Red Sox (2017-19) and Los Angeles Angels (2019-20).

HISTORY



Tony La Russa

MANAGERIAL RECORD

Year	Club	W	L	PCT.	FINISH
1979	Chicago (AL)	27	27	.500	5th
1980	Chicago (AL)	70	90	.438	5th
1981	Chicago (AL)	54	52	.509	*
1982	Chicago (AL)	87	75	.537	3rd
1983	Chicago (AL)	99	63	.611	1st
1984	Chicago (AL)	74	88	.457	5th
1985	Chicago (AL)	85	77	.525	3rd
1986	Chicago (AL)	26	38	.406	5th
1986	Oakland	45	34	.570	3rd
1987	Oakland	81	81	.500	3rd
1988	Oakland	104	58	.642	1st
1989	Oakland	99	63	.611	1st
1990	Oakland	103	59	.636	1st
1991	Oakland	84	78	.519	4th
1992	Oakland	96	66	.593	1st
1993	Oakland	68	94	.420	7th
1994	Oakland	51	63	.447	2nd
1995	Oakland	67	77	.465	4th
1996	St. Louis	88	74	.543	1st
1997	St. Louis	73	89	.451	4th
1998	St. Louis	83	79	.512	3rd
1999	St. Louis	75	86	.466	4th
2000	St. Louis	95	67	.586	1st
2001	St. Louis	93	69	.574	2nd
2002	St. Louis	97	65	.599	1st
2003	St. Louis	85	77	.525	3rd
2004	St. Louis	105	57	.648	1st
2005	St. Louis	100	62	.617	1st
2006	St. Louis	83	78	.516	1st
2007	St. Louis	78	84	.481	3rd
2008	St. Louis	86	76	.531	4th
2009	St. Louis	91	71	.562	1st
2010	St. Louis	86	76	.531	2nd
2011	St. Louis	90	72	.556	2nd
2021	Chicago (AL)	93	69	.574	1st
2022	Chicago (AL)	63	65	.492	3rd
ST. LOUIS TOTALS		1408	1182	.544	
MAJOR TOTALS		2884	2499	.536	

MAJOR LEAGUE BASEBALL CAREER MANAGERIAL WINS

Connie Mack	3,731
Tony La Russa	2,884
John McGraw	2,763


ST. LOUIS CARDINALS CAREER MANAGERIAL WINS

Tony La Russa	1,408
Red Schoendienst	1,041
Whitey Herzog	822

PROMINENT CARDINALS WHO WORE NO. 10

- Johnny Mize, 1936-41
- Mike Tyson, 1972-78
- Tom Alston, 1954-55
- Ken Oberkfell, 1981-84

Retired Numbers



KEN BOYER
THIRD BASEMAN/MANAGER

14

FULL NAME: Kenton Lloyd Boyer

HEIGHT: 6-2 **WEIGHT:** 200 **BATTED:** Right **THREW:** Right

BORN: May 20, 1931 at Liberty, Missouri

DIED: September 7, 1982 at St. Louis, Missouri

YEARS WITH CARDINALS: 1955-65, 1971-72, 1978-80

NUMBER RETIRED: 1984

Only one player in Cardinals history has hit for the cycle twice. Ken Boyer accomplished the feat Sept. 14, 1961, against the Chicago Cubs and June 16, 1964, against the Houston Colt .45s.

Boyer was a solid all-around third baseman. He hit for average and power and earned five Gold Glove Awards for his fielding prowess. From 1958 to 1963, he averaged 26 home runs and 98 RBI to go with a .304 batting average. Then in 1964, Boyer was named the National League Most Valuable Player after batting .295 with 24 homers and a league-leading 119 RBI. In the World Series against the New York Yankees, Boyer clubbed a grand slam in Game 4 to give the Cardinals a 4-3 victory and contributed three hits and three runs to help St. Louis win the seventh and deciding game, 7-5.

An N.L. All-Star in 1956 and from 1959 to 1964, Boyer hit a two-run homer in the second 1960 game at Yankee Stadium and a solo blast in the 1964 contest at Shea Stadium. He was a .348 batter (8-for-23) in the Midsummer Classic.

"The Captain" was traded to the New York Mets on Oct. 20, 1965, in exchange for pitcher Al Jackson and third baseman Charley Smith. On the Cardinals' career lists, Boyer ranks third in home runs (255); seventh in RBI (1,001), total bases (3,011), sacrifice flies (48) and intentional walks (86); eighth in at-bats (6,334) and runs (988); ninth in games played (1,667) and hits (1,855); and 10th in extra-base hits (585) and walks (631). His seven grand slams are tied for third in club history behind Albert Pujols (13) and Stan Musial (9).

Being a native Missourian, Boyer was always a Cardinal at heart. He returned to the organization as a minor league manager in 1970 and again from 1973 to 1976 and served as a major league coach in 1971 and 1972. He replaced Vern Rapp as manager of the big league club on April 29, 1978, and piloted the Cardinals to an 86-76 record and third-place finish in the N.L. Eastern Division the following year. But, in 1980, with expectations high, the Cardinals never got on track, and Boyer was dismissed June 8 after a 6-4 loss in the first game of a double-header against the Montreal Expos dropped their record to 18-33.

Boyer was diagnosed with lung cancer in the early 1980s, and the disease ultimately took his life in 1982 at just 51 years of age. He was an inaugural member of the Cardinals Hall of Fame in 2014.

PROMINENT CARDINALS WHO WORE NO. 14

- Burgess Whitehead, 1934-35
- Gerry Staley, 1947-54

HISTORY



Ken Boyer

COMPLETE RECORD

Year Club	AVG	G	AB	R	H	2B	3B	HR	RBI	BB	SO	SB	SLG	OBP
1949 Lebanon	.455	16	33	10	15	1	1	3	9	---	---	---	---	---
1950 Hamilton	.342	80	240	41	82	17	6	9	61	---	---	---	---	---
1951 Omaha	.306	151	565	87	173	28	7	14	90	---	---	---	---	---
1952	DID NOT PLAY, MILITARY SERVICE													
1953	DID NOT PLAY, MILITARY SERVICE													
1954 Houston	.319	159	634	116	202	42	7	21	116	---	---	---	---	---
1955 St. Louis	.264	147	530	78	140	27	2	18	62	37	67	22	.425	.313
1956 St. Louis	.306	150	595	91	182	30	2	26	98	38	65	8	.494	.349
1957 St. Louis	.265	142	544	79	144	18	3	19	62	44	77	12	.414	.321
1958 St. Louis	.307	150	570	101	175	21	9	23	90	49	53	11	.496	.365
1959 St. Louis	.309	149	563	86	174	18	5	28	94	67	77	12	.508	.384
1960 St. Louis	.304	151	552	95	168	26	10	32	97	56	77	8	.562	.373
1961 St. Louis	.329	153	589	109	194	26	11	24	95	68	91	6	.533	.400
1962 St. Louis	.291	160	611	92	178	27	5	24	98	75	104	12	.470	.370
1963 St. Louis	.285	159	617	86	176	28	2	24	111	70	90	1	.454	.360
1964 St. Louis	.295	162	628	100	185	30	10	24	*119	70	85	3	.489	.367
1965 St. Louis	.260	144	535	71	139	18	2	13	75	57	73	2	.374	.332
1966 New York (NL)	.266	136	496	62	132	28	2	14	61	30	64	4	.415	.308
1967 New York (NL)	.235	56	166	17	39	7	2	3	13	26	22	2	.355	.339
Chicago (AL)	.261	57	180	17	47	5	1	4	21	7	25	0	.367	.289
1968 Chicago (AL)	.125	10	24	0	3	0	0	0	0	1	6	0	.125	.160
Los Angeles (NL)	.271	83	221	20	60	7	2	6	41	16	34	2	.403	.324
1969 Los Angeles (NL)	.206	25	34	0	7	2	0	0	4	2	7	0	.265	.250
MAJOR TOTALS	.287	2034	7455	1104	2143	318	68	282	1141	713	1017	105	.462	.351

*Led League

WORLD SERIES RECORD

Year Club/Opp.	AVG	G	AB	R	H	2B	3B	HR	RBI	BB	SO	SB	SLG	OBP
1964 St.L. vs. N.Y.	.222	7	27	5	6	1	0	2	6	1	5	0	.481	.250

ALL-STAR RECORD

Year Club	AVG	G	AB	R	H	2B	3B	HR	RBI	BB	SO	SB	SLG	OBP
1956 National	.600	1	5	1	3	0	0	0	1	0	0	0	.600	.600
1959 National	.333	2	3	1	1	0	0	0	0	1	0	0	.333	.500
1960 National	1.000	2	1	1	1	0	0	1	2	1	0	0	1.000	1.000
1961 National	.000	1	2	0	0	0	0	0	0	1	2	0	.000	.333
1962 National	.200	2	5	0	1	0	0	0	0	0	1	0	.200	.200
1963 National	.000	1	3	0	0	0	0	0	0	0	0	0	.000	.000
1964 National	.500	1	4	1	2	0	0	1	1	0	1	0	1.250	.500
A.S. TOTALS	.348	10	23	4	8	0	0	2	4	3	4	0	.609	.423

Retired Numbers



DIZZY DEAN
 PITCHER

17

FULL NAME: Jay Hanna (Dizzy) Dean
HEIGHT: 6-2 **WEIGHT:** 182 **BATTED:** Right **THREW:** Right
BORN: January 16, 1910 at Lucas, Arkansas
DIED: July 17, 1974 at Reno, Nevada
YEARS WITH CARDINALS: 1930, 1932-37
NUMBER RETIRED: 1974

Dizzy Dean was the prototypical member of the Gas House Gang. The right-handed pitcher was one of baseball's zaniest characters. He also was a warrior and a winner.

After a cup of coffee with the Cardinals in 1930, Dean became a mainstay two years later. He put together his best season in 1934, going 30-7 with a 2.66 ERA and 195 strikeouts. Dean led the National League in wins and strikeouts and ranked second in ERA en route to being named the Most Valuable Player. He is the only pitcher in Cardinals history to win 30 games and the last N.L. hurler to accomplish the feat. St. Louis won the World Series that year over the Detroit Tigers four games to three, with Dean and his brother, Paul, accounting for all four victories. Dizzy fired a six-hit shutout in an 11-0 Game 7 win.

Dean, who led the league with 28 wins in 1935, was selected to four consecutive All-Star Games from 1934 to 1937. He was the winning pitcher in 1936 and the loser in 1937. But Dean lost more than the game in 1937. A line drive off the bat of Cleveland Indians' outfielder Earl Averill in the third inning broke one of Dean's toes. Dean refused to take time off to let the injury heal, and he began utilizing an unnatural pitching delivery that led to an arm injury from which he never fully recovered.

On April 16, 1938, the Cardinals traded Dean to the Chicago Cubs in exchange for pitchers Clyde Shoun and Curt Davis, outfielder Tuck Stainback and \$185,000. On the Cardinals' career lists, Dean ranks third in strikeouts (1,095), sixth in complete games (141) and shutouts (23), seventh in wins (134) and 10th in innings pitched (1,737.1). Among pitchers with a minimum of 1,500 innings, his .641 winning percentage leads the way and his 2.99 ERA ranks fifth; among pitchers with a minimum of 750 innings, he ranks fourth and ninth, respectively.

Dean was known for his fun-loving lifestyle and story telling as much as his success. In a double-header against the Brooklyn Dodgers at Sportsman's Park on Sept. 21, 1934, Dizzy authored a three-hit shutout in the opener and Paul followed with a no-hitter. "Gee whiz," Dizzy said afterwards. "If I'd a known Paul was gonna do it, I'd a thrown one, too."

Following his playing days, Dean was a colorful broadcaster who became an ambassador for baseball. He was inducted into the National Baseball Hall of Fame in 1953 and was an inaugural member of the Cardinals Hall of Fame in 2014.

PROMINENT CARDINALS WHO WORE NO. 17

- Joe Garagiola, 1947-51
- Bobby Tolan, 1966-68
- Vinegar Bend Mizell, 1956-58

HISTORY



Dizzy Dean

COMPLETE RECORD

Year	Club	W-L	ERA	G	GS	CG	SHO	SV	IP	H	R	ER	BB	SO	BA
1930	St. Joseph	17-8	3.69	32	---	---	---	---	217.0	204	118	89	77	134	---
	Houston	8-2	2.82	14	---	---	---	---	85.0	62	31	27	49	95	---
	St. Louis	1-0	1.00	1	1	1	0	---	9.0	3	1	1	3	5	.103
1931	Houston	*28-10	+1.53	41	---	---	---	---	304.0	210	71	53	90	*303	---
1932	St. Louis	18-15	3.30	46	33	16	+4	---	*286.0	280	122	105	102	*191	.260
1933	St. Louis	20-18	3.04	*48	34	+26	3	---	293.0	279	113	99	64	*199	.250
1934	St. Louis	*30-7	2.66	50	33	24	*7	---	311.2	288	110	92	75	*195	.241
1935	St. Louis	*28-12	3.04	50	36	*29	3	---	*325.1	324	126	110	77	*190	.256
1936	St. Louis	24-13	3.17	+51	34	*28	2	---	*315.0	310	128	111	53	195	.253
1937	St. Louis	13-10	2.69	27	25	17	4	---	197.1	200	76	59	33	120	.259
1938	Chicago (NL)	7-1	1.81	13	10	3	1	---	74.2	63	20	15	8	22	.226
1939	Chicago (NL)	6-4	3.36	19	13	7	2	---	96.1	98	40	36	17	27	.261
1940	Chicago (NL)	3-3	5.17	10	9	3	0	---	54.0	68	35	31	20	18	.306
	Tulsa	8-8	3.17	21	---	---	---	---	142.0	149	69	50	19	51	---
1941	Chicago (NL)	0-0	18.00	1	1	0	0	---	1.0	3	3	2	0	1	.429
1947	St. Louis (AL)	0-0	0.00	1	1	0	0	---	4.0	3	0	0	1	0	.231
MAJOR TOTALS		150-83	3.02	317	230	154	26	---	1967.1	1919	774	661	453	1163	.253

*Led League

+Tied for League Lead


WORLD SERIES RECORD

Year	Club/Opp.	W-L	ERA	G	GS	CG	SHO	SV	IP	H	R	ER	BB	SO	BA
1934	St. L. vs. Det.	2-1	1.73	3	3	2	1	0	26.0	20	6	5	5	17	---
1938	Chi. (NL) vs. N.Y. (AL)	0-1	6.48	2	1	0	0	0	8.1	8	6	6	1	2	---
W.S. TOTALS		2-2	2.88	5	4	2	1	0	34.1	28	12	11	6	19	---

ALL-STAR RECORD

Year	Club	W-L	ERA	G	GS	CG	SHO	SV	IP	H	R	ER	BB	SO	BA
1934	National	0-0	3.00	1	0	0	0	0	3.0	5	1	1	1	4	---
1935	National	0-0	0.00	1	0	0	0	0	1.0	1	0	0	1	1	---
1936	National	1-0	0.00	1	1	0	0	0	3.0	0	0	0	2	3	---
1937	National	0-1	6.00	1	1	0	0	0	3.0	4	2	2	1	2	---
A.S. TOTALS		1-1	2.70	4	2	0	0	0	10.0	10	3	3	5	10	---

Retired Numbers


LOU BROCK
 OUTFIELDER

20
FULL NAME: Louis Clark Brock

HEIGHT: 5-11 **WEIGHT:** 170 **BATTED:** Left **THREW:** Left

BORN: June 18, 1939 at El Dorado, Arkansas

DIED: September 6, 2020 at St. Louis, Missouri

YEARS WITH CARDINALS: 1964-79

NUMBER RETIRED: 1979

If it's been said once, it's been said a million times. The Cardinals' acquisition of outfielder Lou Brock from the Chicago Cubs on June 15, 1964, ranks as perhaps the greatest steal in baseball history. St. Louis traded pitchers Ernie Broglio and Bobby Shantz and outfielder Doug Clemens in exchange for Brock and pitchers Jack Spring and Paul Toth.

Over the course of his career with the Cardinals, Brock established himself as the most prolific base stealer in baseball history to that time. His 938 stolen bases stood as the major league record until Rickey Henderson bettered the mark in 1991. Brock's total remains the National League standard, and he owns the major league record with 12 seasons of 50 or more steals. Brock led the N.L. in thefts on eight occasions (1966 to 1969 and 1971 to 1974). He set the season record with 118 in 1974, bettering Maury Wills' mark of 104 during the 1962 campaign. In 1978, the N.L. announced that its annual stolen base leader would receive the Lou Brock Award, making Brock the first active player to have an award named after him.

But Brock was more than a base burglar. He was a career .293 batter with 3,023 hits. Seven times he batted at a .300 or better clip. In 1967, Brock slugged 21 home runs and had 76 RBI from the leadoff spot. He also had 52 stolen bases, making him the first player in baseball history with 20 homers and 50 steals. The following year, Brock topped the N.L. in doubles (46), triples (14) and stolen bases (62), becoming the first player in the Senior Circuit to do so since Honus Wagner of the Pittsburgh Pirates in 1908. Brock joined the 3,000-hit club Aug. 13, 1979, with a fourth-inning single off Dennis Lamp of the Chicago Cubs at Busch Stadium. Brock's 3,023 career hits rank 29th on baseball's all-time list through 2022.

Upon his arrival in St. Louis, Brock paid immediate dividends, batting .348 for the balance of the 1964 season and propelling the Cardinals from eighth place in the N.L. to a World Championship over the New York Yankees. The Cardinals won the World Series again in 1967 over the Boston Red Sox and were N.L. champions in 1968. Brock was at his best in post-season play. His .391 career batting average (34-for-87) ranks as the third-best in World Series history, while his 14 stolen bases are tied for the most all time with Eddie Collins of the Philadelphia Athletics and Chicago White Sox. Brock holds the Fall Classic record for stolen bases in a single series (7 in both 1967 and 1968).

On the Cardinals' career lists, Brock ranks first in stolen bases (888 – Vince Coleman is second with 549); second in games played (2,289), at-bats (9,125), runs (1,427), hits (2,713) and multi-hit games (788); third in doubles (434) and total bases (3,776); fourth in triples (121), extra-base hits (684) and intentional walks (118); and seventh in walks (681). His 21 career leadoff home runs are the second-most in club annals behind Matt Carpenter (24).

Brock remained active in baseball after retiring as a player following the 1979 season. He worked in the Cardinals' broadcast booth from 1981 to 1984; was a base-running consultant for the Minnesota Twins in 1987, Los Angeles Dodgers in 1988 and Montreal Expos in 1993; and served as a special instructor for the Cardinals (base running and outfield play) from 1995-2020.

The six-time N.L. All-Star was a first-ballot National Baseball Hall of Fame inductee in 1985 and was an inaugural member of the St. Louis Cardinals Hall of Fame in 2014. He was voted the left fielder on the All-Busch Stadium II team in 2005. In 2015, Brock was voted by the fans as a member of Franchise Four, joining Bob Gibson, Rogers Hornsby and Stan Musial as one of the most impactful players who best represented the history of the Cardinals.



Lou Brock

COMPLETE RECORD

Year	Club	AVG	G	AB	R	H	2B	3B	HR	RBI	BB	SO	SB	SLG	OBP
1961	St. Cloud	.361	128	501	117	181	33	6	14	82	51	105	38	.535	---
	Chicago (NL)	.091	4	11	1	1	0	0	0	0	1	3	0	.091	.167
1962	Chicago (NL)	.263	123	434	73	114	24	7	9	35	35	96	16	.412	.322
1963	Chicago (NL)	.258	148	547	79	141	19	11	9	37	31	122	24	.382	.302
1964	Chicago (NL)	.251	52	215	30	54	9	2	2	14	13	40	10	.340	.300
	St. Louis	.348	103	419	81	146	21	9	12	44	27	87	33	.527	.391
1965	St. Louis	.288	155	631	107	182	35	8	16	69	45	116	63	.445	.345
1966	St. Louis	.285	156	643	94	183	24	12	15	46	31	134	*74	.429	.321
1967	St. Louis	.299	159	689	+113	206	32	12	21	76	24	109	*52	.472	.328
1968	St. Louis	.279	159	660	92	184	*46	*14	6	51	46	124	*62	.418	.329
1969	St. Louis	.298	157	665	97	195	33	10	12	47	50	115	*53	.434	.349
1970	St. Louis	.304	155	664	114	202	29	5	13	57	60	99	51	.422	.363
1971	St. Louis	.313	157	640	*126	200	37	7	7	61	76	107	*64	.425	.386
1972	St. Louis	.311	153	621	81	193	29	8	3	42	47	93	*63	.393	.360
1973	St. Louis	.297	160	650	110	193	29	8	7	63	71	112	*70	.398	.366
1974	St. Louis	.306	153	635	105	194	25	7	3	48	61	88	*118	.381	.368
1975	St. Louis	.309	136	528	78	163	27	6	3	47	38	64	56	.400	.359
1976	St. Louis	.301	133	498	73	150	24	5	4	67	35	75	56	.394	.348
1977	St. Louis	.272	141	489	69	133	22	6	2	46	30	74	35	.354	.317
1978	St. Louis	.221	92	298	31	66	9	0	0	12	17	29	17	.252	.263
1979	St. Louis	.304	120	405	56	123	15	4	5	38	23	43	21	.398	.346
MAJOR TOTALS		.293	2616	10332	1610	3023	486	141	149	900	761	1730	938	.410	.344

*Led league

+Tied for league lead

WORLD SERIES RECORD

Year	Club/Opp.	AVG	G	AB	R	H	2B	3B	HR	RBI	BB	SO	SB	SLG	OBP
1964	St.L. vs. N.Y.	.300	7	30	2	9	2	0	1	5	0	3	0	.467	.300
1967	St.L. vs. Bos.	.414	7	29	8	12	2	1	1	3	2	3	7	.655	.452
1968	St.L. vs. Det.	.464	7	28	6	13	3	1	2	5	3	4	7	.857	.516
W.S. TOTALS		.391	21	87	16	34	7	2	4	13	5	10	14	.655	.424

ALL-STAR RECORD

Year	Club	AVG	G	AB	R	H	2B	3B	HR	RBI	BB	SO	SB	SLG	OBP
1967	National	.000	1	2	0	0	0	0	0	0	0	0	0	.000	.000
1971	National	.000	1	1	0	0	0	0	0	0	0	0	0	.000	.000
1972	National	SELECTED, DID NOT PLAY													
1974	National	1.000	1	1	1	1	0	0	0	0	0	0	1	1.000	1.000
1975	National	.333	1	3	1	1	0	0	0	0	0	0	1	.333	.333
1979	National	1.000	1	1	0	1	0	0	0	0	0	0	0	1.000	1.000
A.S. TOTALS		.375	5	8	2	3	0	0	0	0	0	0	2	.375	.375

PROMINENT CARDINALS WHO WORE NO. 20

- Burleigh Grimes, 1933-34
- George Munger, 1946-52
- Wally Moon, 1954-58

Retired Numbers



TED SIMMONS
CATCHER/FIRST BASEMAN

23

FULL NAME: Ted Lyle Simmons
HEIGHT: 5-11 **WEIGHT:** 193 **BATTED:** Switch **THREW:** Right
BORN: August 9, 1949 at Highland Park, Michigan
YEARS WITH CARDINALS: 1968-80
NUMBER RETIRED: 2021

**PROMINENT CARDINALS
WHO WORE NO. 23**

- David Freese, 2009-13
- Fernando Tatis, 1998-2000
- Bernard Gilkey, 1990-95
- Sam Jones, 1957-58
- Max Lanier, 1940-51

Ted Simmons was a switch-hitting catcher for the Cardinals and a fan favorite from 1968 to 1980 as part of a 21-year major league career that eventually led to his election to the National Baseball Hall of Fame.

Simmons was selected by the Cardinals in the first round (10th overall) of the 1967 MLB June Amateur Draft. He made his big league debut a year later at age 19 and went on to become a six-time All-Star with the Cardinals: 1972, 1973, 1974, 1977, 1978 and 1979. He was voted the National League starter in 1978, ending Johnny Bench's streak of nine straight starts.

Simmons placed in the top 10 in the N.L. in batting average and RBI five times with the Cardinals. He was runner-up for the batting crown with a .332 average in 1975, when he had 18 home runs and 100 RBI and finished sixth in Most Valuable Player voting. Simmons boasted two other top-10 MVP campaigns (ninth in 1977 and 10th in 1972) and won a Silver Slugger Award in 1980 (its inaugural season). From 1972 to 1978, he played an average of 153 games per season.

On the Cardinals' career lists, Simmons ranks third in sacrifice flies (67), eighth in RBI (929) and 10th in home runs (172) and total bases (2,626). A .298 batter, he is third with 151 intentional walks and tied for third with seven grand slams – trailing only Stan Musial and Albert Pujols in both categories. His 1,439 games behind the plate are second to Yadier Molina (2,184) in franchise history. Simmons holds season records for home runs (26 in 1979) and RBI (96 in 1972) by a catcher.

Acclaimed for handling pitchers with aplomb, Simmons caught two no-hitters – Bob Gibson at Pittsburgh on Aug. 14, 1971, and Bob Forsch against Philadelphia on April 16, 1978 – and 122 shutouts (eighth-most in baseball history).

On Dec. 12, 1980, the Cardinals traded Simmons, Rollie Fingers and Pete Vuckovich to the Milwaukee Brewers in exchange for Sixto Lezcano, Lary Sorensen, Dave LaPoint and David Green. Simmons was instrumental in helping the Brewers reach the World Series for the first time in franchise history in 1982 against the Cardinals. In Game 1 of the Fall Classic – his first time back in St. Louis – Simmons socked a home run, and he hit another one the next night.

Simmons played in Milwaukee through the 1985 season and then spent three years with the Atlanta Braves before retiring. For his career, he slashed .285/.348/.437 with 2,472 hits, 248 home runs and 1,389 RBI. He drew 855 walks and struck out only 694 times in 8,680 at-bats.

Simmons returned to the Cardinals as director of player development from 1988 to 1991 and then was general manager of the Pittsburgh Pirates for a year before becoming a coach, advisor and scout with several organizations.

Simmons was a member of the Hall of Fame Class of 2020 after receiving 13 votes from the 16-member Modern Baseball Era Committee. His selection came 25 years after receiving just 3.7% of the vote by the Baseball Writers' Association of America in his year first of eligibility and being dropped from the ballot. He was the 19th catcher inducted and merely the eighth who debuted after World War II, following Roy Campanella (1969), Yogi Berra (1972), Bench (1989), Carlton Fisk (2000), Gary Carter (2003), Mike Piazza (2016) and Ivan Rodriguez (2017).

Nicknamed "Simba" for his shoulder-length hair that resembled a lion's mane, Simmons was voted the catcher on the All-Busch Stadium II team in 2005 and was inducted into the Cardinals Hall of Fame in 2015.

HISTORY



Ted Simmons

COMPLETE RECORD

Year	Club	AVG	G	AB	R	H	2B	3B	HR	RBI	BB	SO	SB	SLG	OBP
1967	Cedar Rapids	.269	47	171	15	46	11	2	4	34	21	19	1	.427	.342
	GCL Cardinals	.350	6	20	5	7	1	1	2	8	2	3	1	.800	.435
1968	Modesto	.331	136	493	86	163	30	2	28	117	71	66	7	.570	.415
	St. Louis	.333	2	3	0	1	0	0	0	0	1	1	0	.333	.500
1969	Tulsa	.317	129	499	80	158	33	4	16	88	74	38	11	.495	.365
	St. Louis	.214	5	14	0	3	0	1	0	3	1	1	0	.357	.250
1970	Tulsa	.373	15	51	10	19	4	1	1	8	2	11	1	.549	.476
	St. Louis	.243	82	284	29	69	8	2	3	24	37	37	2	.317	.333
1971	St. Louis	.304	133	510	64	155	32	4	7	77	50	36	1	.424	.347
1972	St. Louis	.303	152	594	70	180	36	6	16	96	57	29	1	.465	.336
1973	St. Louis	.310	161	619	62	192	36	2	13	91	47	61	2	.438	.370
1974	St. Louis	.272	152	599	66	163	33	6	20	103	35	47	0	.447	.327
1975	St. Louis	.332	157	581	80	193	32	3	18	100	35	63	1	.491	.396
1976	St. Louis	.291	150	546	60	159	35	3	5	75	35	73	0	.394	.371
1977	St. Louis	.318	150	516	82	164	25	3	21	95	37	79	2	.500	.408
1978	St. Louis	.287	152	516	71	148	40	5	22	80	39	77	1	.512	.377
1979	St. Louis	.283	123	448	68	127	22	0	26	87	34	61	0	.507	.369
1980	St. Louis	.303	145	495	84	150	33	2	21	98	45	59	1	.505	.375
1981	Milwaukee	.216	100	380	45	82	13	3	14	61	32	23	0	.376	.262
1982	Milwaukee	.269	137	539	73	145	29	0	23	97	40	32	0	.451	.309
1983	Milwaukee	.308	153	600	76	185	39	3	13	108	51	41	4	.448	.351
1984	Milwaukee	.221	132	497	44	110	23	2	4	52	40	30	3	.300	.269
1985	Milwaukee	.273	143	528	60	144	28	2	12	76	32	57	1	.402	.342
1986	Atlanta	.252	76	127	14	32	5	0	4	25	14	12	1	.386	.313
1987	Atlanta	.277	73	177	20	49	8	0	4	30	23	21	1	.390	.350
1988	Atlanta	.196	78	107	6	21	6	0	2	11	9	15	0	.308	.293
ST. LOUIS TOTALS		.298	1564	5725	736	1704	332	37	172	929	624	453	11	.459	.366
MAJOR TOTALS		.285	2456	8680	1074	2472	483	47	248	1389	694	855	21	.437	.348

DIVISION SERIES RECORD

Year	Club/Opp.	AVG	G	AB	R	H	2B	3B	HR	RBI	BB	SO	SB	SLG	OBP
1981	MIL vs. NY	.222	5	18	1	4	1	0	1	4	2	2	0	.444	.300

LEAGUE CHAMPIONSHIP SERIES RECORD

Year	Club/Opp.	AVG	G	AB	R	H	2B	3B	HR	RBI	BB	SO	SB	SLG	OBP
1982	MIL vs. CAL	.167	5	18	3	3	0	0	0	1	1	4	0	.167	.367

WORLD SERIES RECORD


Year	Club/Opp.	AVG	G	AB	R	H	2B	3B	HR	RBI	BB	SO	SB	SLG	OBP
1982	MIL vs. STL	.174	7	23	2	4	0	0	2	3	5	3	0	.435	.321

ALL-STAR RECORD

Year	Club	AVG	G	AB	R	H	2B	3B	HR	RBI	BB	SO	SB	SLG	OBP
1972	National														
1973	National	.000	1	1	0	0	0	0	0	0	0	1	0	.000	.000
1974	National														
1977	National	.000	1	3	0	0	0	0	0	0	0	0	0	.000	.000
1978	National	.333	1	3	0	1	0	0	0	0	0	1	0	.333	.333
1979	National														
1981	American	1.000	1	1	0	1	0	0	0	1	0	0	0	1.000	1.000
1983	American	.000	1	2	0	0	0	0	0	0	0	0	0	.000	.000
A.S. TOTALS		.200	5	10	0	2	1	0	0	1	0	2	0	.200	.200

HISTORY

Retired Numbers



WHITEY HERZOG MANAGER

24

FULL NAME: Dorrel Norman Elvert Herzog

BORN: November 9, 1931 at New Athens, Illinois

YEARS WITH CARDINALS: 1980-90

NUMBER RETIRED: 2010

Baseball in St. Louis was reborn in the 1980s under Whitey Herzog.

A native of New Athens, Ill., in the Metro East area of St. Louis, Herzog managed the Cardinals from 1980 to 1990. He ranks third in franchise history with 822 victories – trailing only Tony La Russa (1,408) and Red Schoendienst (1,041) – and his teams won three National League pennants and the 1982 World Series.

Hand-picked by club president August Busch Jr., Herzog took over the Redbirds on June 9, 1980. Two months later, Herzog turned over his on-field managerial duties to become general manager and have more direct involvement in player personnel. He assumed the dual role of field manager and general manager in October. At the winter meetings that December, Herzog began to transform the Cardinals with three blockbuster trades involving 21 players. He envisioned a team built on speed and defense in spacious Busch Stadium.

St. Louis posted the best record in the N.L. in 1981 but finished second in the Eastern Division in both halves of the strike-interrupted season and did not make the playoffs. Herzog relinquished his general manager duties on Opening Day of the 1982 season. The Cardinals went on to win the World Series with a thrilling seven-game victory over the Milwaukee Brewers. It marked the franchise's first championship in 15 years.

Two more pennants followed in 1985 and 1987. Meanwhile, fans flocked to Busch Stadium to watch the Cardinals' entertaining style of play that became known as "Whiteyball." In Herzog's eight full seasons as skipper, St. Louis drew at least 2.4 million spectators annually while topping the 3-million plateau for the first two times in club annals (1987 and 1989). Herzog, who valued his sterling relationship with Busch, resigned July 5, 1990, less than a year after Busch died, and did not manage again.

Before coming to St. Louis, Herzog managed the Texas Rangers (1973), California Angels (1974 on an interim basis) and Kansas City Royals (1975-79). The Royals won three straight American League Western Division titles from 1976 to 1978 but fell to the New York Yankees in the League Championship Series all three times.

Herzog's lifetime managerial record was 1,281-1,125, a .532 winning percentage. His win total ranks 39th on baseball's all-time list through 2022. He was named the 1982 Major League Manager of the Year and 1985 N.L. Manager of the Year. The charismatic "White Rat" also spent time as a big league coach, farm system director and scout and briefly served as general manager of the Angels in 1993 and 1994.

Primarily an outfielder during an eight-year big-league playing career, Herzog batted .257 with 25 home runs and 172 RBI for the Washington Senators (1956-58), Kansas City Athletics (1958-60), Baltimore Orioles (1961-62) and Detroit Tigers (1963).

As a minor leaguer with the McAlester (Okla.) Rockets in 1949, Herzog was christened with the name "Whitey" by sportscaster Bill Speith for his light-colored hair.

Herzog was elected to the National Baseball Hall of Fame in 2010 by the Veterans Committee. Two days before the enshrinement ceremonies July 25, Cardinals chairman Bill DeWitt Jr. announced that Herzog's number 24 would be retired by the organization. Herzog wore No. 3 in 1980, but infielder Ken Oberkfell gave up No. 24 after the season and Herzog took it. Herzog was voted the manager on the All-Busch Stadium II team in 2005 and was an inaugural member of the Cardinals Hall of Fame in 2014.



Whitey Herzog

MANAGERIAL RECORD

Year	Club	W	L	PCT.	FINISH
1973	Texas	47	91	.341	6th
1974	California	2	2	.500	6th
1975	Kansas City	41	25	.621	2nd
1976	Kansas City	90	72	.556	1st
1977	Kansas City	102	60	.630	1st
1978	Kansas City	92	70	.568	1st
1979	Kansas City	85	77	.525	2nd
1980	St. Louis	38	35	.521	4th
1981	St. Louis	59	43	.578	1st*
1982	St. Louis	92	70	.568	1st
1983	St. Louis	79	83	.488	4th
1984	St. Louis	84	78	.519	3rd
1985	St. Louis	101	61	.623	1st
1986	St. Louis	79	82	.491	3rd
1987	St. Louis	95	67	.586	1st
1988	St. Louis	76	86	.469	5th
1989	St. Louis	86	76	.531	3rd
1990	St. Louis	33	47	.413	6th
ST. LOUIS TOTALS		822	728	.530	
MAJOR TOTALS		1281	1125	.532	

* Split season due to players' strike. Cardinals finished second in both halves but had best overall record in Eastern Division.

PROMINENT CARDINALS WHO WORE NO. 24

- Dick Groat, 1963-65
- Rick Ankiel, 2007-09
- Ken Oberkfell, 1977-80

Retired Numbers



BRUCE SUTTER
PITCHER

42

FULL NAME: Howard Bruce Sutter
HEIGHT: 6-2 **WEIGHT:** 190 **BATTED:** Right **THREW:** Right
BORN: January 8, 1953 at Lancaster, Pennsylvania
DIED: October 13, 2022 at Cartersville, Georgia
YEARS WITH CARDINALS: 1981-84
NUMBER RETIRED: 2006

Bruce Sutter was a pioneer whose journey landed him in Cooperstown.

The right-handed lights-out closer, who made the split-fingered fastball famous, was elected to the National Baseball Hall of Fame in 2006. He became the fourth reliever enshrined into baseball's hallowed ground, following Hoyt Wilhelm (1985), Rollie Fingers (1992) and Dennis Eckersley (2004). Sutter was the first player never to start a game to be selected.

Sutter pitched for the Cardinals from 1981 to 1984. Acquired from the Chicago Cubs on Dec. 9, 1980, in exchange for first baseman Leon Durham, third baseman Ken Reitz and minor-league third baseman Ty Waller, Sutter proved to be a key acquisition for general manager and manager Whitey Herzog in his transformation of the Cardinals from underachievers to World Champions.

During the strike-shortened 1981 season, Sutter saved 25 games – the most by a St. Louis pitcher since the save became an officially recognized statistic in 1969. Chants of “Bruuuuce!” bellowed throughout Busch Stadium every time he ran in from the bullpen. Sutter recorded 36 saves in 1982 and struck out Gorman Thomas of the Milwaukee Brewers to wrap up Game 7 of the World Series.

Sutter had 45 saves in 1985 to tie the Major League record – set by Dan Quisenberry of the Kansas City Royals two years earlier – that since has been eclipsed. The Cardinals elected not to re-sign Sutter after that season, and he moved on to the Atlanta Braves. He subsequently was hampered by shoulder problems that led to his retirement following the 1988 campaign at the age of 35.

Struggling in the minor leagues with Class-A Quincy (Ill.) in 1973, Sutter learned the revolutionary split-fingered pitch from former Cardinals right-hander Fred Martin, then a Chicago minor-league pitching coach. The pitch, an offshoot of the forkball that Sutter was suited to throw because of his long fingers, aptly was described as “a fastball that winds up like a dead fish” because of its wicked forward spin.

By 1976, Sutter was in the big leagues with the Cubs. He won the 1979 N.L. Cy Young Award after amassing 37 saves and a 2.22 ERA with 110 strikeouts in 101.3 innings pitched. He was only the third reliever to be so honored, following Mark Marshall of the Los Angeles Dodgers in 1974 and Sparky Lyle of the New York Yankees in 1977.

In 12 major-league seasons, Sutter totaled 300 saves to rank third on baseball's all-time list at the time of his retirement and tied for 30th through 2022. He worked more than one inning for 188 of his rescues and surpassed 100 innings pitched in a season on five occasions, with one more year at 99. Sutter led the Senior Circuit in saves in 1979, 1980, 1981, 1982 and 1984. He was a six-time All-Star – appearing in four games and earning two wins (1978 and 1979) and two saves (1980 and 1981) while not allowing a run – and received the Rolands Relief Man Award four times.

Sutter's four-year St. Louis save total of 127 established a franchise record and now ranks fourth behind Jason Isringhausen (217), Lee Smith (160) and Todd Worrell (129). Sutter is the franchise career leader with 83 saves of four-plus outs, including 54 of two-plus innings and four of three innings. He was voted the relief pitcher on the All-Busch Stadium II team in 2005 and was an inaugural member of the Cardinals Hall of Fame in 2014.

HISTORY



Bruce Sutter

COMPLETE RECORD

Year	Club	W-L	ERA	G	GS	CG	SHO	SV	IP	H	R	ER	BB	SO	BA
1972	Bradenton	0-0	0.00	2	0	0	0	0	5.0	3	0	0	0	4	---
1973	Quincy	3-3	4.13	40	0	0	0	5	85.0	94	52	39	27	76	---
1974	Key West	1-5	1.35	18	1	0	0	3	40.0	26	9	6	13	50	---
	Midland	1-2	1.44	8	1	0	0	0	25.0	22	6	4	6	14	---
1975	Midland	5-7	2.15	41	0	0	0	+13	67.0	64	26	16	21	50	---
1976	Wichita	2-1	1.50	7	0	0	0	1	12.0	9	3	2	4	16	---
	Chicago (NL)	6-3	2.70	52	0	0	0	10	83.1	63	27	25	26	73	.209
1977	Chicago (NL)	7-3	1.34	62	0	0	0	31	107.1	69	21	16	23	129	.183
1978	Chicago (NL)	8-10	3.18	64	0	0	0	27	99	82	44	35	34	106	.220
1979	Chicago (NL)	6-6	2.22	62	0	0	0	*37	101.1	67	29	25	32	110	.186
1980	Chicago (NL)	5-8	2.64	60	0	0	0	*28	102.1	90	35	30	34	76	.243
1981	St. Louis	3-5	2.62	48	0	0	0	*25	82.1	64	24	24	24	57	.218
1982	St. Louis	9-8	2.90	70	0	0	0	*36	102.1	88	38	33	34	61	.235
1983	St. Louis	9-10	4.23	60	0	0	0	21	89.1	90	45	42	30	64	.262
1984	St. Louis	5-7	1.54	71	0	0	0	*45	122.2	109	26	21	23	77	.245
1985	Atlanta	7-7	4.48	58	0	0	0	23	88.1	91	46	44	29	52	.267
1986	Atlanta	2-0	4.34	16	0	0	0	3	18.2	17	9	9	9	16	.243
1987															
1988	Atlanta	1-4	4.76	38	0	0	0	14	45.1	49	26	24	11	40	.275
MAJOR TOTALS		68-71	2.83	661	0	0	0	300	1042.1	879	370	328	309	861	.230

* Led League

+ Tied for League Lead

LEAGUE CHAMPIONSHIP SERIES RECORD

Year	Club/Opp.	W-L	ERA	G	GS	CG	SHO	SV	IP	H	R	ER	BB	SO	BA
1982	St. L. vs. ATL	1-0	0.00	2	0	0	0	1	4.1	0	0	0	0	1	.000

WORLD SERIES RECORD

Year	Club/Opp.	W-L	ERA	G	GS	CG	SHO	SV	IP	H	R	ER	BB	SO	BA
1982	St. L. vs. MIL	1-0	4.70	4	0	0	0	2	7.2	6	4	4	3	6	.207


ALL-STAR RECORD

Year	Club	W-L	ERA	G	GS	CG	SHO	SV	IP	H	R	ER	BB	SO	BA
1977	National														
1978	National	1-0	0.00	1	0	0	0	0	1.2	0	0	0	0	2	---
1979	National	1-0	0.00	1	0	0	0	0	2.0	2	0	0	2	3	---
1980	National	0-0	0.00	1	0	0	0	1	2.0	0	0	0	1	1	---
1981	National	0-0	0.00	1	0	0	0	1	1.0	0	0	0	0	1	---
1984	National														
A.S. TOTALS		2-0	0.00	4	0	0	0	2	6.2	2	0	0	3	7	---

PROMINENT CARDINALS WHO WORE NO. 42

- Harvey Haddix, 1952-56
- Curt Flood, 1958

Note: No. 42 was retired throughout Major League Baseball in 1997 to commemorate the 50th anniversary of Jackie Robinson breaking the big league's color barrier.

Retired Numbers

BOB GIBSON
PITCHER
45

FULL NAME: Robert Gibson
HEIGHT: 6-1 **WEIGHT:** 195 **BATTES:** Right **THREW:** Right
BORN: November 9, 1935 at Omaha, Nebraska
DIED: October 2, 2020 at Omaha, Nebraska
YEARS WITH CARDINALS: 1959-75
NUMBER RETIRED: 1975

Bob Gibson ranks as the greatest pitcher in Cardinals history. A glance at the record book supports the claim. On the franchise's career lists, the right-hander is first in wins (251), starts (482), quality starts (328), complete games (255), shutouts (56), innings pitched (3,884.1), strikeouts (3,117), 10-plus win seasons (14) and 10-plus strikeout games (74). He is second in games pitched (528) behind only Jesse Haines (554). Gibson's 2.91 ERA ranks tied for second among pitchers with a minimum of 1,500 innings and tied for sixth among pitchers with a minimum of 750 innings.

An outstanding athlete, Gibson played with the Harlem Globetrotters before arriving in St. Louis to stay in 1961. Three years later, he posted a 19-12 record with a 3.01 ERA in helping the Cardinals win the National League pennant. After losing Game 2 of the World Series to the New York Yankees, Gibson posted complete-game victories in Game 5 (5-2 in 10 innings) and Game 7 (7-5) and earned series Most Valuable Player honors.

Gibson was on his way to another banner season in 1967 when a line drive off the bat of Pittsburgh Pirates' outfielder Roberto Clemente on July 15 broke Gibson's right leg. He was sidelined 52 days but returned to pitch the N.L. pennant clincher against the Philadelphia Phillies on Sept. 18. In the Cardinals' World Series victory over the Boston Red Sox, Gibson went 3-0 with a 1.00 ERA, three complete games and 26 strikeouts to again be named series MVP.

The postseason dominance was a sign of things to come. In 1968, Gibson authored the greatest season by a pitcher in modern history. His 1.12 ERA established an all-time record for 300 or more innings. Gibson posted a 22-9 record with league-leading totals of 13 shutouts and 268 strikeouts. During one stretch, he surrendered merely two earned runs over 95 innings. Gibson was named the N.L. Cy Young Award winner and MVP. For an encore, Gibson set a record with 17 strikeouts in Game 1 of the World Series against the Detroit Tigers (a 4-0 victory). He pitched two more complete games (winning Game 4 by the score of 10-1 before losing Game 7 by a 4-1 margin) to run his streak to a record eight straight distance-going performances. Gibson totaled 35 strikeouts in the three games to establish a Fall Classic standard.

Gibson won his second Cy Young Award in 1970 on the strength of a 23-7 record and 3.12 ERA. He fired a no-hitter against Pittsburgh on Aug. 14, 1971, winning 11-0 at Three Rivers Stadium, and became the second pitcher in baseball history to record 3,000 career strikeouts July 17, 1974 (following Walter Johnson of the Washington Senators).

Accompanying his blazing fastball and pinpoint control was an intense demeanor. Gibson was a complete pitcher, socking 24 home runs and winning nine Gold Glove Awards. The nine-time N.L. All-Star was a first-ballot National Baseball Hall of Fame inductee in 1981 and an inaugural member of the St. Louis Cardinals Hall of Fame in 2014. He was selected to the Major League Baseball All-Century team in 1999 and voted the starting pitcher on the All-Busch Stadium II team in 2005. In 2015, Gibson was voted by the fans as a member of Franchise Four, joining Lou Brock, Rogers Hornsby and Stan Musial as one of the most impactful players who best represented the history of the Cardinals.

"Gibby" served as pitching coach for the New York Mets (1981) and Atlanta Braves (1982-84) and bullpen coach for St. Louis (1995). He also did some broadcasting and served as a special instructor for the Cardinals from 1996-2020.

HISTORY



Bob Gibson

COMPLETE RECORD

Year	Club	W-L	ERA	G	GS	CG	SHO	SV	IP	H	R	ER	BB	SO	BA
1957	Omaha	2-1	4.29	10	4	0	---	---	42.0	46	26	20	27	25	---
	Columbus	4-3	3.77	8	8	2	---	---	43.0	36	26	18	34	24	---
1958	Omaha	3-4	3.31	13	11	2	---	---	87.0	79	45	32	39	47	---
	Rochester	5-5	2.45	20	11	7	---	---	103.0	88	35	28	54	75	---
1959	Omaha	9-9	3.07	24	18	10	---	---	135.0	128	59	46	46	98	---
	St. Louis	3-5	3.33	13	9	2	1	0	75.2	77	35	28	39	48	.273
1960	Rochester	2-3	2.85	6	6	3	---	---	41.0	33	15	13	17	36	---
	St. Louis	3-6	5.61	27	12	2	0	0	86.2	97	61	54	48	69	.284
1961	St. Louis	13-12	3.24	35	27	10	2	1	211.1	186	91	76	119	166	.239
1962	St. Louis	15-13	2.85	32	30	15	+5	1	233.2	174	84	74	95	208	.204
1963	St. Louis	18-9	3.39	36	33	14	2	0	254.2	224	110	96	96	204	.233
1964	St. Louis	19-12	3.01	40	36	17	2	1	287.1	250	106	96	86	245	.232
1965	St. Louis	20-12	3.07	38	36	20	6	1	299.0	243	110	102	103	270	.222
1966	St. Louis	21-12	2.44	35	35	20	+5	0	280.1	210	90	76	78	225	.207
1967	St. Louis	13-7	2.98	24	24	10	2	0	175.1	151	62	58	40	147	.231
1968	St. Louis	22-9	*1.12	34	34	28	*13	0	304.2	198	49	38	62	*268	*.184
1969	St. Louis	20-13	2.18	35	35	*28	4	0	314.0	251	84	76	95	269	.219
1970	St. Louis	+23-7	3.12	34	34	23	3	0	294.0	262	111	102	88	274	.237
1971	St. Louis	16-13	3.04	31	31	20	+5	0	245.2	215	96	83	76	185	.232
1972	St. Louis	19-11	2.46	34	34	23	4	0	278.0	226	83	76	88	208	.224
1973	St. Louis	12-10	2.77	25	25	13	1	0	195.0	159	71	60	57	142	.224
1974	St. Louis	11-13	3.83	33	33	9	1	0	240.0	236	111	102	104	129	.259
1975	St. Louis	3-10	5.04	22	14	1	0	2	109.0	120	66	61	62	60	.287
MAJOR TOTALS		251-174	2.91	528	482	255	56	6	3884.1	3279	1420	1258	1336	3117	.228

* Led League

+ Tied for League Lead.

WORLD SERIES RECORD


Year	Club/Opp.	W-L	ERA	G	GS	CG	SHO	SV	IP	H	R	ER	BB	SO	BA
1964	St. L. vs. N.Y.	2-1	3.00	3	3	2	0	0	27.0	23	11	9	8	31	---
1967	St. L. vs. Bos.	3-0	1.00	3	3	3	1	0	27.0	14	3	3	5	26	---
1968	St. L. vs. Det.	2-1	1.67	3	3	3	1	0	27.0	18	5	5	4	35	---
W.S. TOTALS		7-2	1.89	9	9	8	2	0	81.0	55	19	17	17	92	---

ALL-STAR RECORD

Year	Club	W-L	ERA	G	GS	CG	SHO	SV	IP	H	R	ER	BB	SO	BA
1962	National	0-0	4.50	2	0	0	0	0	2.0	1	1	1	2	1	---
1965	National	0-0	0.00	1	0	0	0	1	2.0	2	0	0	1	3	---
1966	National	SELECTED, DID NOT PLAY													
1967	National	0-0	0.00	1	0	0	0	0	2.0	2	0	0	0	2	---
1968	National	SELECTED, DID NOT PLAY													
1969	National	0-0	9.00	1	0	0	0	0	1.0	2	1	1	1	2	---
1970	National	0-0	9.00	1	0	0	0	0	2.0	3	2	2	1	2	---
1972	National	0-0	0.00	1	1	0	0	0	2.0	1	0	0	0	0	---
A.S. TOTALS		0-0	3.27	7	1	0	0	1	11.0	11	4	4	5	10	---

PROMINENT CARDINALS WHO WORE NO. 45

- Von McDaniel, 1957-58

Retired Numbers


ROGERS HORNSBY

SECOND BASEMAN/MANAGER

FULL NAME: Rogers Hornsby
HEIGHT: 5-11 **WEIGHT:** 175 **BATTED:** Right **TREW:** Right
BORN: April 27, 1896 at Winters, Texas
DIED: January 5, 1963 at Chicago, Illinois
YEARS WITH CARDINALS: 1915-26, 1933
NUMBER RETIRED: 1997 (The Cardinals did not have numbers on their uniforms during Hornsby's tenure.)

Since 1900, only two players have batted .400 on three occasions – Ty Cobb and Rogers Hornsby. And only two players have won multiple Triple Crowns – Ted Williams and Hornsby.

Primarily a second baseman during his 23-year career, Hornsby batted .401 in 1922, .403 in 1925 and .424 (a modern-day record) in 1924. He is the lone player in Cardinals history to reach the coveted plateau. Hornsby led the National League in batting six consecutive seasons from 1920 to 1925, compiling a .397 average during that span. From 1921 to 1925, his average was .402, making him the only player ever to bat .400 over a five-year period.

Arguably the greatest right-handed batter of all time, Hornsby won the Triple Crown in 1922 and 1925. The first time, he batted .401 with 42 home runs (then an N.L. record) and 152 RBI while setting club records that still stand of 141 runs, 250 hits, 450 total bases, a .756 slugging percentage and a 33-game hitting streak. The second time, Hornsby had a .403 average with 39 homers and 139 RBI en route to being named the N.L. Most Valuable Player.

“The Rajah” spent the first 12 years of his career in St. Louis, leading the league in slugging percentage seven times; total bases six times; hits, doubles and RBI four times; runs three times; triples and home runs twice; and walks once. He was well known for refusing to go to movies because he thought the “strain” of watching the screen in darkness would hinder his eyesight.

On June 1, 1925, Hornsby took over as manager of the Cardinals, replacing Branch Rickey. Hornsby continued in the dual role in 1926 and piloted the club to an 89-65 record and its first-ever World Championship, a seven-game victory over the New York Yankees. He tagged out Babe Ruth attempting to steal second base for the final out of Game 7, calling the play that clinched the 3-2 victory “the biggest thrill of my baseball career.”

An outspoken individual, Hornsby at times was critical of owner Sam Breadon. Eventually, Breadon had enough, and on Dec. 26, 1926, Hornsby was traded to the New York Giants for infielder Frankie Frisch (who had had a falling out with his manager, John McGraw) and pitcher Jimmy Ring.

Hornsby subsequently played for and managed the Boston Braves (1928) and Chicago Cubs (1929-32), winning a second MVP Award in 1929, before returning to the Cardinals in 1933. His second stint, however, lasted just three months before Hornsby was released to become manager of the cross-town Browns. He remained in the Browns’ dugout until midway through the 1937 season. Hornsby returned to manage the Browns for the first two months of the 1952 campaign before moving on to the Cincinnati Reds for roughly a season and a half.

On the Cardinals’ career lists, Hornsby ranks first in batting average (.359); second in triples (143); third in extra-base hits (703), multi-hit games (641) and sacrifices (135); fourth in runs (1,089) and total bases (3,342); fifth in hits (2,110) and RBI (1,072); sixth in doubles (367); seventh in home runs (193); eighth in walks (660); and 10th in at-bats (5,881). His 30 career inside-the-park home runs are the most in club annals, while he is tied for third with seven grand slams behind Albert Pujols (13) and Stan Musial (9).

Hornsby, whose lifetime batting average of .358 is the highest of any right-handed batter and second only to Cobb’s .366 among all players, was inducted into the National Baseball Hall of Fame in 1942. He was selected to the Major League Baseball All-Century team in 1999 and was an inaugural member of the St. Louis Cardinals Hall of Fame in 2014. In 2015, Hornsby was voted by the fans as a member of Franchise Four, joining Lou Brock, Bob Gibson and Stan Musial as one of the most impactful players who best represented the history of the Cardinals.

HISTORY



Rogers Hornsby

COMPLETE RECORD

Year	Club	AVG	G	AB	R	H	2B	3B	HR	RBI	BB	SO	SB	SLG	OBP
1915	St. Louis (NL)	.246	18	57	5	14	2	0	0	4	2	6	0	.281	.271
1916	St. Louis (NL)	.313	139	495	63	155	17	15	6	65	40	63	17	.444	.369
1917	St. Louis (NL)	.327	145	523	86	171	24	*17	8	66	45	34	17	*.484	.385
1918	St. Louis (NL)	.281	115	416	51	117	19	11	5	60	40	43	8	.416	.349
1919	St. Louis (NL)	.318	138	512	68	163	15	9	8	71	48	41	17	.430	.384
1920	St. Louis (NL)	*.370	149	589	96	*218	*44	20	9	+94	60	50	12	*.559	*.431
1921	St. Louis (NL)	*.397	154	592	*131	*235	*44	+18	21	*126	60	48	13	*.639	*.458
1922	St. Louis (NL)	*.401	154	623	*141	*250	*46	14	*42	*152	65	50	17	*.722	*.459
1923	St. Louis (NL)	*.384	107	424	89	163	32	10	17	83	55	29	3	*.627	*.459
1924	St. Louis (NL)	*.424	143	536	+121	*227	*43	14	25	94	*89	32	5	*.696	*.507
1925	St. Louis (NL)	*.403	138	504	133	203	41	10	*39	*143	83	39	5	*.756	*.489
1926	St. Louis (NL)	.317	134	527	96	167	34	5	11	93	61	39	3	.463	.388
1927	New York (NL)	.361	155	568	+133	205	32	9	26	125	*86	38	9	.586	*.448
1928	Boston (NL)	*.387	140	486	99	188	42	7	21	94	*107	41	5	*.632	*.498
1929	Chicago (NL)	.380	156	602	*156	229	47	8	39	149	87	65	2	*.679	.459
1930	Chicago (NL)	.308	42	104	15	32	5	1	2	18	12	12	0	.433	.385
1931	Chicago (NL)	.331	100	357	64	118	37	1	16	90	56	23	1	.574	.421
1932	Chicago (NL)	.224	19	58	10	13	2	0	1	7	10	4	0	.310	.357
1933	St. Louis (NL)	.325	46	83	9	27	6	0	2	21	12	6	1	.470	.423
	St. Louis (AL)	.333	11	9	2	3	1	0	1	2	2	1	0	.778	.455
1934	St. Louis (AL)	.304	24	23	2	7	2	0	1	11	7	4	0	.522	.484
1935	St. Louis (AL)	.208	10	24	1	5	3	0	0	3	3	6	0	.333	.296
1936	St. Louis (AL)	.400	2	5	1	2	0	0	0	2	1	0	0	.400	.500
1937	St. Louis (AL)	.321	20	56	7	18	3	0	1	11	7	5	0	.429	.397
MAJOR TOTALS		.358	2259	8173	1579	2930	541	169	301	1584	1038	679	135	.577	.434

*Led league

+Tied for League Lead

WORLD SERIES RECORD

Year	Club/Opp.	AVG	G	AB	R	H	2B	3B	HR	RBI	BB	SO	SB	SLG	OBP
1926	St.L. vs. N.Y.	.250	7	28	2	7	1	0	0	4	2	2	1	---	---
1929	Chi. vs. Phi.	.238	5	21	4	5	1	1	0	1	1	8	0	---	---
W.S. TOTALS		.245	12	49	6	12	2	1	0	5	3	10	1	---	---

.400 HITTERS SINCE 1900

Year	Player	AVG
1901	Nap Lajoie, Philadelphia A's	.422
1911	Ty Cobb, Detroit Tigers	.420
1911	Joe Jackson, Chicago White Sox	.408
1912	Ty Cobb, Detroit Tigers	.410
1920	George Sisler, St. Louis Browns	.407
1922	George Sisler, St. Louis Browns	.420
1922	Rogers Hornsby, St. Louis Cardinals	.401
1922	Ty Cobb, Detroit Tigers	.401
1923	Harry Heilmann, Detroit Tigers	.403
1924	Rogers Hornsby, St. Louis Cardinals	.424
1925	Rogers Hornsby, St. Louis Cardinals	.403
1930	Bill Terry, New York Giants	.401
1941	Ted Williams, Boston Red Sox	.406

TRIPLE CROWN WINNERS SINCE 1900

Year	Player, Team	AVG	HR	RBI
1901	Nap Lajoie, PHI (AL)	.422	14	125
1909	Ty Cobb, DET	.377	9	115
1912	Heinie Zimmerman, CHI (NL)	.372	14	98
1922	Rogers Hornsby, STL (NL)	.401	42	152
1925	Rogers Hornsby, STL (NL)	.403	39	143
1933	Jimmie Foxx, PHI (AL)	.356	48	163
1933	Chuck Klein, PHI (NL)	.368	28	120
1934	Lou Gehrig, NY (AL)	.363	49	165
1937	Joe Medwick, STL (NL)	.374	31	154
1942	Ted Williams, BOS (AL)	.356	36	137
1947	Ted Williams, BOS (AL)	.343	32	114
1956	Mickey Mantle, NY (AL)	.353	52	130
1966	Frank Robinson, BAL	.316	49	122
1967	Carl Yastrzemski, BOS	.326	44	121
2012	Miguel Cabrera, DET	.330	44	139

Retired Numbers



AUGUST A. BUSCH JR.
PRESIDENT

85

FULL NAME: August Anheuser Busch, Jr.
BORN: March 28, 1899 at St. Louis, Missouri
DIED: September 29, 1989 at St. Louis, Missouri
YEARS WITH CARDINALS: 1953-89
NUMBER RETIRED: 1984

August A. Busch Jr.'s reign as president of the Cardinals was marked by success on and off the field. Between 1953 and 1989, the Cardinals won three World Championships (1964, 1967 and 1982) and three additional National League pennants (1968, 1985 and 1987). They also forged the reputation of having the classiest organization in Major League Baseball.

Busch purchased the franchise from Fred Saigh on Feb. 20, 1953. Busch was president of Anheuser-Busch brewery, which benefited from the acquisition of the ball club. Although he didn't devote a tremendous amount of time to baseball-related matters early on, by the 1960s Busch had grown tired of the Cardinals routinely finishing no higher than the middle of the pack in the N.L.

After winning the 1964 World Series over the New York Yankees, Busch was instrumental in the building of Busch Stadium II. The \$26 million ballpark opened May 12, 1966, with a 4-3 victory over the Atlanta Braves in 12 innings and became the foundation of a rejuvenated downtown. In 1967, the Cardinals surpassed 2,000,000 in home attendance for the first time in franchise history.


Busch retired as leader of the brewery in 1975, handing over control to his son, August III. The Cardinals failed to win during the 1970s, leaving Busch anxious for the ball club to return to prominence. He made arguably his best baseball decision June 8, 1980, when he hired Whitey Herzog as manager. Busch and Herzog enjoyed a sterling relationship that played a major role in the Cardinals' renewed success. Home attendance soared, with the club drawing 3,000,000-plus fans in both 1987 and 1989.

Throughout his ownership of the Cardinals, "Gussie" was one of the city of St. Louis' most-popular citizens. He was a regular at home games, and on special occasions would ride around the stadium atop a Budweiser wagon pulled by a team of signature Anheuser-Busch Clydesdales.

The Cardinals retired the number 85 in Busch's honor in conjunction with his 85th birthday in 1984. He died Sept. 29, 1989, at the age of 90. August III subsequently served as chief executive until Anheuser-Busch sold the club to the current ownership group March 21, 1996. August Jr. was an inaugural member of the Cardinals Hall of Fame in 2014.

HISTORY

“That’s a winner!”



JACK BUCK BROADCASTER

FULL NAME: John Francis Buck

BORN: August 21, 1924 at Holyoke, Massachusetts

DIED: June 18, 2002 at St. Louis, Missouri

YEARS WITH CARDINALS: 1954-59, 1961-2001

NUMBER RETIRED: 2002

He never swung a bat or threw a pitch, yet Jack Buck ranks as one of the most popular individuals ever associated with the Cardinals – perhaps the most popular.

Buck served as the “Voice of the Cardinals” on KMOX Radio for 47 years (1954-59 and 1961-2001). He was behind the microphone for some of the franchise’s most-memorable moments: Bob Gibson’s no-hitter in 1971, Lou Brock’s 105th stolen base in 1974 and Mark McGwire’s 61st home run in 1998. And his legendary call of Ozzie Smith’s game-winning home run in Game 5 of the 1985 National League Championship Series against the Los Angeles Dodgers, when Buck told St. Louis fans to “Go crazy, folks! Go crazy,” still sends chills up Cardinals fans spines every time it is replayed.

Through it all, Buck’s signature phrase after every Cardinals victory was “That’s a winner.”

From 1954 to 1969, Buck worked alongside another legend, Harry Caray, to form what is widely regarded as the best baseball broadcast duo ever assembled. From 1972 to 2001, Buck teamed with former Cardinals third baseman Mike Shannon, and the pair became as synonymous with St. Louis baseball as Stan Musial and Bob Gibson. Beginning in 1991, Buck had the pleasure of calling games with his son, Joe, who now is the lead baseball and football announcer for FOX Sports television.

Buck received the Ford C. Frick Award from the National Baseball Hall of Fame in 1987 and was an inaugural member of the Cardinals Hall of Fame in 2014.

There was more to Buck than Cardinals baseball. He broadcast seven World Series for CBS Radio. His most-famous non-St. Louis call came in Game 1 of the 1988 Fall Classic when an injured Kirk Gibson hit a game-winning pinch-hit homer for the Dodgers against the Oakland A’s. “Unbelievable!” Buck exclaimed. “I don’t believe what I just saw.” Buck was CBS television’s lead play-by-play announcer in 1990 and 1991.

Buck enjoyed a distinguished football broadcasting career, as well. He was the radio voice of Monday Night Football for CBS from 1978 to 1995, working with Pro Football Hall of Fame coach Hank Stram. Buck called one of the most famous games ever, the 1967 Ice Bowl between the Dallas Cowboys and Green Bay Packers, for CBS television. Buck, whose total of 17 Super Bowl broadcasts is the most of any announcer, received the Pete Rozelle Award from the Pro Football Hall of Fame in 1996.

In addition, Buck announced basketball and hockey over the course of his career and also worked with Chris Schenkel on the Pro Bowler’s Tour. Outside of sports, he served as the original host of “At Your Service” on KMOX, a program that essentially started the phenomenon of talk radio.

Buck’s popularity extended well beyond his trademark gravelly voice. Fans from coast to coast, but particularly those in St. Louis, knew him as a tremendously generous man who made time for everyone. He was named St. Louis’ Citizen of the Year in 2000 for his contributions to the community. Late in his life, Buck became interested in writing poetry, and he authored a piece called “For America” that he read to the crowd at Busch Stadium prior to the Cardinals’ first game following the Sept. 11, 2001, terrorist attacks. Buck passed away June 18, 2002, and some 10,000 fans attended his public memorial service at Busch Stadium.

CARDINALS ENSHRINED IN COOPERSTOWN

PLAYERS	YEAR INDUCTED	POSITION	CAREER AVG	YEARS WITH CARDINALS
Walter Alston	1983	1B	.000	1936
Jake Beckley	1971	1B	.309	1904-07
Jim Bottomley	1974	1B	.310	1922-32
Roger Bresnahan	1945	C	.279	1909-12
Lou Brock	1985	LF	.293	1964-79
Jesse Burkett	1948	LF	.342	1899-1901
Orlando Cepeda	1999	1B	.297	1966-68
Roger Connor	1976	1B	.325	1894-97
Leo Durocher	1994	SS	.247	1933-37
Frank Frisch	1947	2B	.316	1927-37
Chick Hafey	1971	LF	.317	1924-31
Rogers Hornsby	1942	2B	.358	1915-26, 33
Miller Huggins	1964	2B	.265	1910-16
Rabbitt Maranville	1954	SS	.258	1927-28
John McGraw	1937	3B	.334	1900
Joe "Ducky" Medwick	1968	LF	.324	1932-40, 47-48
Minnie Miñoso	2022	LF	.299	1962
John Mize	1981	1B	.312	1936-41
Stan Musial	1969	LF	.331	1941-44, 46-63
Wilbert Robinson	1945	C	.273	1900
Scott Rolen	2023	3B	.281	2002-07
Albert "Red" Schoendienst	1989	2B	.289	1945-56, 61-63
Ted Simmons	2020	C	.285	1968-80
Enos Slaughter	1985	RF	.300	1938-42, 46-53
Ozzie Smith	2002	SS	.262	1982-96
Billy Southworth	2008	RF	.297	1926-27, 29
Joe Torre	2014	C/1B/3B	.297	1969-74
Larry Walker	2020	OF	.313	2004-05
Bobby Wallace	1953	SS	.267	1899-1901, 17-18

PITCHERS	YEAR INDUCTED	CAREER WINS	CAREER ERA	YEARS WITH CARDINALS
Grover Cleveland Alexander	1938	373	2.56	1926-29
Mordecai Brown	1949	239	2.06	1903
Steve Carlton	1994	329	3.22	1965-71
Jerome "Dizzy" Dean	1953	150	3.04	1930, 32-37
Dennis Eckersley	2004	197 (390 saves)	3.50	1996-97
James "Pud" Galvin	1965	361	2.87	1892
Bob Gibson	1981	251	2.91	1959-75
Burleigh Grimes	1964	270	3.52	1930-31, 33-34
Jesse Haines	1970	210	3.64	1920-37
Jim Kaat	2022	283	3.45	1980-83
Charles "Kid" Nichols	1949	361	2.94	1904-05
Lee Smith	2019	71 (478 saves)	3.03	1990-93
John Smoltz	2015	213	3.33	2009
Bruce Sutter	2006	68 (300 saves)	2.83	1981-84
Arthur "Dazzy" Vance	1955	197	3.24	1933-34
Hoyt Wilhelm	1985	143	2.52	1957
Vic Willis	1995	247	2.63	1910
Denton "Cy" Young	1937	511	2.63	1899-1900

HISTORY



CARDINALS ENSHRINED IN COOPERSTOWN (Continued)

MANAGERS	YEAR INDUCTED	CARDINAL WINS	YEARS WITH CARDINALS
Roger Bresnahan	1945	255	1909-12
Roger Connor	1976	9	1896
Frank Frisch	1947	457	1933-38
Dorrel Norman Elvert "Whitey" Herzog	2010	822	1980-90
Rogers Hornsby	1942	153	1925-26
Miller Huggins	1964	346	1913-17
Tony La Russa	2014	1408	1996-2011
Bill McKechnie	1962	128	1928-29
Charles "Kid" Nichols	1949	94	1904-05
Branch Rickey	1967	458	1919-25
Albert "Red" Schoendienst	1989	1042	1965-76, 1980, 1990
Billy Southworth	2008	620	1929, 1940-45
Joe Torre	2014	351	1990-95

ST. LOUIS CARDINALS IN HALL OF FAME GAME


The Cardinals have played four times in the ceremonial Hall of Fame Game at Cooperstown.

1942.....Cardinals 5, Philadelphia Athletics 2
 1957.....Chicago White Sox 13, Cardinals 4

1966.....Cardinals 7, Minnesota Twins 5
 1983.....Cardinals 4, Baltimore Orioles 1



Pitcher Bruce Sutter being inducted into the National Baseball Hall of Fame in Cooperstown, New York, July 30, 2006.



NATIONAL BASEBALL HALL OF FAME AND MUSEUM

25 Main Street, Cooperstown, New York 13326

Phone: (607) 547-7200

Public Relations: (607) 547-0215

E-mail address: info@baseballhall.org

Website: baseballhall.org

Summer Hours: Memorial Day Weekend - Labor Day Weekend: 9 a.m. to 7 p.m.

Regular Hours: 9 a.m. to 5 p.m.

Holiday Closings: Thanksgiving Day, Christmas Day, and New Year's Day.

DIRECTORY: Jane Forbes Clark (Chairman), Josh Rawitch (President), Shilpa Ketharaju (Vice President Finance and Administration/Chief Financial Officer), Sean Gahagan (Vice President, Retail Merchandising & Licensing), Ken Meifert (Vice President, Sponsorship & Development), Ryan Selzner (Vice President, People and Culture)

PR CONTACTS: Jon Shestakofsky (Vice President, Communications & Education) and Craig Muder (Comm. Director)

HALL OF FAME WEEKEND 2023: July 21-24

Class of 2023: Fred McGriff and Scott Rolen

Awards Presentation: Sat. July 22 **Induction:** Sun. July 23, 1:30 p.m. ET, Clark Sports Center

CARDINALS IN THE HALL OF FAME

A total of 54 players, managers and executives with ties to the St. Louis Cardinals organization have earned election to the National Baseball Hall of Fame, including 2023 electee Scott Rolen. Seventeen of the 54 spent the majority of their careers in a Cardinals uniform, including Lou Brock, Bob Gibson, Rogers Hornsby, Joe Medwick, Johnny Mize, Stan Musial, Red Schoendienst, Enos Slaughter, Ozzie Smith and Ted Simmons. For a complete list of St. Louis Cardinals in the Hall of Fame, visit the "Hall of Famers" team pages at www.baseballhall.org.

2011 ST. LOUIS CARDINALS WORLD SERIES ARTIFACTS IN THE HALL OF FAME

- Bat used by Allen Craig to hit the go-ahead home run in Game 7.
- Jersey worn during Chris Carpenter's Game 7 win and a cap from the ace pitcher worn throughout the 2011 postseason.
- Jersey that was torn from Series MVP David Freese's back after hitting a walk-off 11th inning home run in Game 6 and Freese's bat from his game-tying ninth inning triple.
- Caps worn by longtime colleagues: manager Tony La Russa and pitching coach Dave Duncan during the World Series.
- Bat used by Lance Berkman during the World Series.



Jersey worn by
Yadier Molina on
Aug. 20, 2017.

OTHER NOTABLE CARDINALS ARTIFACTS IN COOPERSTOWN

- Jersey worn by Yadier Molina during game in Williamsport, Pa., on Aug. 20, 2017.
- Helmet worn by Matt Holliday when he returned from the disabled list with an emotional pinch-hit home run on Sept. 30, 2016 against the Pirates.
- Bat and batting gloves used by Albert Pujols to record 30th homer of 2011 on Aug. 16th, making him the first player to hit 30 or more home runs in each of his first 11 seasons.
- Cap worn by manager Tony La Russa's 4,770th game on Oct. 1, 2009 and a ball to mark La Russa passing John McGraw for second place all-time in games managed.
- Cap worn by Adam Wainwright in the first Civil Rights Game on March 31, 2007.
- Jacket worn by manager Tony La Russa throughout the 2006 World Series.
- Cap worn by 2006 World Series MVP David Eckstein throughout the postseason.
- Catcher's mask worn throughout the 2006 postseason by Yadier Molina.
- Bat used by Scott Rolen in the 2006 World Series-clinching victory in Game 5.
- Cap from Tony La Russa's 2,000th career managerial win in 2003.
- Spikes worn by Hall of Famer Lou Brock on Aug. 29, 1977, when he stole his 893rd base, breaking Ty Cobb's record.
- National League Most Valuable Player trophy presented to Hall of Famer Stan Musial in 1946.

A LOOK AHEAD TO 2024

Ballots for the 2024 Hall of Fame/BBWAA election will be distributed following the 2023 season with results from the voting scheduled to be announced in January 2024. A partial list of first-year candidates for election includes Adrián Beltré, Joe Mauer, Chase Utley and David Wright. Historical information on past BBWAA elections and the election process can be accessed at www.baseballhall.org or by contacting the Hall of Fame Communications department.

CONNECT TO COOPERSTOWN

- For up-to-the-minute news from Cooperstown, visit at www.baseballhall.org. Stay up-to-date on all the activity at the Hall of Fame's official site, on Twitter @baseballhall and through social networking on Facebook, Instagram and YouTube.
- If you would like to receive interesting stories and timely news items direct from the Hall of Fame and get the inside track on the latest happenings in Cooperstown, sign up for *Inside Pitch*. There's no cost to receive our weekly electronic newsletter in your e-mail box at home or work and it's easy to enroll: Just log on to www.baseballhall.org/media/museum-facts.
- If you have an interest in receiving *Around The Horn*, the Hall's monthly media newsletter, please send an e-mail to info@baseballhall.org. Be sure to include your name, name of organization and e-mail address. Or visit www.baseballhall.org/media-info.

RESEARCH ASSISTANCE


The Hall of Fame is pleased to provide assistance in baseball research and members of the media are encouraged to utilize this valuable baseball resource whenever necessary by calling the Public Relations department at (607) 547-0215, or the Library Reference desk at (607) 547-0330.

HALL OF FAME MANAGERS

A key factor in the Cardinals' consistent success has been the leadership of outstanding field managers. For proof, look no further than the franchise's 10 winningest skippers – eight of them have been inducted into the National Baseball Hall of Fame.

While it is recognized that some of the managers earned induction into baseball's ultimate shrine for their accomplishments away from St. Louis or for their playing careers, the fact remains that the Cardinals have regularly employed Cooperstown-worthy individuals.

Following is a thumbnail sketch of each of the eight Hall of Famers, listed by victories in a St. Louis uniform:



TONY LA RUSSA

1st – 1,408 wins / 1996-2011 / Hall of Fame 2014

La Russa became the winningest manager in franchise history Aug. 31, 2007, surpassing Red Schoendienst with No. 1,042. The Cardinals won the 2006 and 2011 World Series, three National League pennants and eight division titles in his 16-year tenure, the longest in franchise history. Prior to the Cardinals, La Russa managed the Chicago White Sox (1979-86) and Oakland A's (1986-95). He subsequently returned to the White Sox for the 2021 and 2022 seasons, becoming the first active Hall of Fame manager (not Hall of Fame player who became manager) in baseball annals. Over 35 seasons, La Russa amassed 2,884 victories and managed 5,387 games, ranking second in Major League Baseball history behind Connie Mack (3,731 wins and 7,755 games). La Russa is the only manager to win multiple pennants in both leagues and one of just two to win a World Championship in both, following Sparky Anderson. La Russa's 71 postseason victories (50 with St. Louis, 19 with Oakland and two with Chicago) rank second to Joe Torre's 84 among big league skippers.



RED SCHOENDIENST

2nd – 1,041 wins / 1965-76, 1980, 1990 / Hall of Fame 1989

Schoendienst served as a coach on the Cardinals' 1964 World Championship team and was named manager when Johnny Keane resigned at the conclusion of the season. Schoendienst piloted St. Louis to a World Series victory in 1967 followed by another National League pennant in 1968 and went on to occupy the manager's office for 12 years. After a stint as coach with the Oakland A's in 1977 and 1978, Schoendienst came back to St. Louis as a coach from 1979 to 1995. He filled in as interim manager in 1980 and 1990. Previously, Schoendienst played for the Cardinals from 1945 to 1956 and again from 1961 to 1963, becoming one of the best hitting and fielding second basemen of all time. A 10-time N.L. All-Star, Schoendienst socked a game-winning home run in the 14th inning of the 1950 Midsummer Classic.



WHITEY HERZOG

3rd – 822 wins / 1980-90 / Hall of Fame 2010

Baseball in St. Louis was reborn in the 1980s under Herzog. His teams won three National League pennants (1982, 1985 and 1987) and the 1982 World Series, the franchise's first championship in 15 years. Herzog took over the Redbirds on June 9, 1980, and that December, in the dual role of field manager and general manager, he began to transform the ball club with three blockbuster trades involving 21 players. Fans subsequently flocked to Busch Stadium to watch the Cardinals' entertaining style of play that became known as "Whiteyball." In Herzog's eight full seasons as skipper, St. Louis drew at least 2.4 million spectators annually while topping the 3-million plateau for the first two times in club annals (1987 and 1989). Before coming to St. Louis, Herzog managed the Texas Rangers (1973), California Angels (1974 on an interim basis) and Kansas City Royals (1975-79).

HALL OF FAME MANAGERS

BILLY SOUTHWORTH


4th – 620 wins / 1929, 1940-45 / Hall of Fame 2009



Southworth piloted Cardinals teams that won the World Series in 1942 and 1944, sandwiched around a third National League pennant in 1943. St. Louis won a franchise-best 106 games in 1942, followed by back-to-back 105-win seasons, marking the best three-year run in team annals. Furthermore, a Redbird won the N.L. Most Valuable Player Award each of those years: pitcher Mort Cooper in 1942, outfielder Stan Musial in 1943 and shortstop Marty Marion in 1944. Southworth's winning percentage of .642 tops the Cardinals' record book. After leaving St. Louis, Southworth managed the Boston Braves from 1946 to 1951, capturing the N.L. pennant in 1948. He compiled a lifetime winning percentage of .597 (1,044-704 record).

FRANKIE FRISCH

T6th – 458 wins / 1933-38 / Hall of Fame 1947



The 1934 Cardinals – the collection of swashbuckling players dubbed the Gas House Gang – won the World Series with a roster that featured seven future Hall of Famers. The leader of the posse was Frisch, who filled the two-fold role of second baseman and manager for six seasons. The 1931 National League Most Valuable Player posted a winning record in each of his four full campaigns, recording 95 victories in 1934 and 96 the following year. Frisch, who played in the major leagues for 19 years with the New York Giants (1919-26) and Cardinals (1927-37), finished with 2,880 career hits and a .316 batting average, the highest ever for a switch-hitter. He played on two World Championship teams with each organization and was a member of the first three N.L. All-Star teams from 1933 to 1935. Frisch later managed the Pittsburgh Pirates (1940-46) and Chicago Cubs (1949-51).

BRANCH RICKEY

T6th – 458 wins / 1919-25 / Hall of Fame 1967



Certainly, Rickey is most known for his role in Jackie Robinson breaking Major League Baseball's color barrier and for creating and sustaining the first significant farm system. But during his quarter-century as manager and vice president of the Cardinals from 1917 to 1942, Rickey transformed the once-downtrodden franchise into a bona fide winner. With Rickey as manager, St. Louis finished as high as third in the National League in 1921 and 1922, but a foundation was being laid that led to the franchise's first four World Championships (1926, 1931, 1934 and 1942) and two additional N.L. pennants (1928 and 1930). Rickey, who previously was manager of the St. Louis Browns from 1913 to 1915, went on to hold executive positions with the Brooklyn Dodgers (1943-50) and Pittsburgh Pirates (1950-55). He handpicked Robinson to become the first African American to play in the big leagues in 1947.

ST. LOUIS CARDINALS CAREER MANAGERIAL WINS

MANAGER	WINS	YEARS	HOF INDUCTION	MANAGER	WINS	YEARS	HOF INDUCTION
Tony La Russa	1,408	1996-2011	2014	Gabby Street	312	1929-33	–
Red Schoendienst	1,041	1965-76, 80, 90	1989	Eddie Stanky	260	1952-55	–
Whitey Herzog	822	1980-90	2010	Roger Bresnahan	255	1909-12	1945
Billy Southworth	620	1929, 40-45	2009	Mike Shildt	252	2018-21	–
Mike Matheny	591	2012-18	–	Fred Hutchinson	232	1956-58	–
Frankie Frisch	458	1933-38	1947	Solly Hemus	190	1959-61	–
Branch Rickey	458	1919-25	1967	Patsy Donovan	175	1901-03	–
Eddie Dyer	446	1946-50	–	Ken Boyer	166	1978-80	–
Joe Torre	351	1990-95	2014	Rogers Hornsby	153	1925-26	1942
Miller Huggins	346	1913-17	1964	John McCloskey	153	1906-08	–
Johnny Keane	317	1961-64	–				

HISTORY

HALL OF FAME MANAGERS

JOE TORRE

9th – 351 wins / 1990-95 / Hall of Fame 2014



Torre was a standout catcher, first baseman and third baseman for the Cardinals from 1969 to 1974 and later manager during a time of transition. In 1971, he topped the National League with a .363 batting average and 137 RBI en route to being named Most Valuable Player. Torre batted .297 over the course of his 18-year career. Following managerial stints with the New York Mets (1977-81) and Atlanta Braves (1982-84), Torre returned to St. Louis to replace Whitey Herzog. He piloted the Cardinals to three winning seasons, including a second-place finish in the N.L. Eastern Division in 1991. Toward the end of his tenure, Anheuser-Busch made plans to sell the franchise, and Torre moved on to the New York Yankees (1996-2007). His Bronx teams made the playoffs in each of his 12 seasons and won four World Series: 1996, 1998, 1999 and 2000. Torre subsequently managed the Los Angeles Dodgers (2008 to 2010). His 84 postseason victories are the most all time.

MILLER HUGGINS

10th – 346 wins / 1913-17 / Hall of Fame 1964




Like Joe Torre, Huggins enjoyed his ultimate success as manager of the New York Yankees. A second baseman for the Cardinals from 1910 to 1916, Huggins took on managerial duties as well in 1913. The following year, St. Louis wound up in third place in the National League with an 81-72 record, its best finish since 1891. Huggins went on to manage the Yankees from 1918 to 1929, winning the franchise's first World Series in 1923. Under Huggins, New York won six American League pennants and two additional World Championships (1927 and 1928) with their Murderer's Row lineup that included Babe Ruth and Lou Gehrig. It was Huggins who inserted Gehrig into the starting lineup on June 2, 1925, beginning his streak of 2,130 consecutive games played.

The two non-Hall of Famers on the Cardinals' top 10 wins list are Mike Matheny and Eddie Dyer.



In six-plus seasons from 2012 to 2018, Matheny amassed 591 wins to rank fifth. He became the first manager in Major League Baseball history to take teams to the postseason in each of his first four full campaigns. The Cardinals won three consecutive National League Central Division championships from 2013 to 2015 and captured the N.L. pennant in 2013



Dyer ranks eighth with 446 wins after piloting the Cardinals from 1946 to 1950. His .578 winning percentage is topped only by Billy Southworth among St. Louis managers at the helm for more than two seasons. Dyer's first team, which welcomed back players who served in World War II, captured the franchise's third World Championship in five seasons, and each of his next three squads finished second in the N.L. Dyer did not manage again after leaving the Redbirds.

Five other individuals who served as manager of the Cardinals are Hall of Famers: Roger Bresnahan (1909-12), Roger Connor (1896), Rogers Hornsby (1925-26), Bill McKechnie (1928-29) and Kid Nichols (1904-05).

ST. LOUIS CARDINALS HALL OF FAME

The St. Louis Cardinals Hall of Fame was established in January of 2014 to honor those individuals who have had a significant impact on the tradition-rich franchise.

Twenty-two individuals were automatically selected for the Hall of Fame in conjunction with its formation. Members of the inaugural class included those Cardinals enshrined in the National Baseball Hall of Fame, primarily as members of the Cardinals organization, and those individuals whose numbers have been retired by the franchise.

The Hall of Fame currently consists of 50 members.

To be eligible for induction, an individual must have played for the Cardinals for at least three seasons and have been retired from Major League Baseball for at least three years. Eligible players are divided into two categories – modern players and veteran players. A veteran is a player who retired more than 40 years prior to the induction year.

Annually, the Cardinals convene a “Red Ribbon Committee” of experts to select six to 10 players to be placed on a ballot on Cardinals.com, where fans have the opportunity to vote for a period of six weeks. The two players with the most online votes will be inducted. The committee also picks a veteran player to be inducted. In addition, the Cardinals organization may choose from time to time to induct an important figure in franchise history, such as a coach, broadcaster or member of the front office, without a vote or committee selection.

Each member of the Cardinals Hall of Fame is permanently recognized in the Hall of Fame Gallery presented by Edward Jones, located on the second floor of Cardinals Nation, just outside the entrance to the Cardinals Museum. The Hall of Fame Gallery is free and open to the public.



The ninth induction class of the St. Louis Cardinals Hall of Fame included outfielder Matt Holliday (2009-16), second baseman Julián Javier (1960-71), and former St. Louis Browns player-manager Charles Comiskey (1882-89, '91), Saturday, August 27, 2022.



ST. LOUIS CARDINALS HALL OF FAME MEMBERS

PLAYERS	POSITION	INDUCTED CARDS HOF	INDUCTED NATIONAL HOF	NUMBER RETIRED	YEARS WITH CARDINALS
Jim Bottomley	1B	2014	1974		1922-32
Ken Boyer	3B	2014		14	1955-65
Harry Brecheen	LHP	2018			1940, '43-52
Sam Breadon	Owner/President	2016			1920-47
Lou Brock	OF	2014	1985	20	1964-79
Jack Buck	Broadcaster	2014		Yes	1954-59, '61-2001
August Busch Jr.	Owner/President	2014		85	1955-95
Chris Carpenter	RHP	2016			2004-12
Vince Coleman	OF	2018			1985-90
Charles Comiskey	1B/Manager	2022	1939		1882-89, '91
Mort Cooper	RHP	2019			1938-45
Dizzy Dean	RHP	2014	1953	17	1930, '32-37
Jim Edmonds	OF	2014			2000-07
Curt Flood	OF	2015			1958-69
Bob Forsch	RHP	2015			1974-88
Frank Frisch	INF	2014	1947		1927-37
Bob Gibson	RHP	2014	1981	45	1959-75
Chick Hafey	OF	2014	1971		1924-31
Jesse Haines	RHP	2014	1970		1920-37
Tom Herr	2B	2020			1979-88
Keith Hernandez	1B	2021			1974-83
Whitey Herzog	Manager	2014	2010	24	1980-90
Matt Holliday	OF	2022			2009-16
Rogers Hornsby	INF	2014	1942	Yes	1915-26, '33
Jason Isringhausen	RHP	2019			2002-08
Julián Javier	2B	2022			1960-71
George Kissell	Coach/Instructor	2015			1940-42, '46-2008
Tony La Russa	Manager	2014	2014	10	1996-2011
Ray Lankford	OF	2018			1990-2001, '04
Marty Marion	SS	2014			1940-50
Pepper Martin	OF/3B	2017			1928, '30-40, '44
Tim McCarver	C	2017	2012		1959-61, '63-69, '73-74
Willie McGee	OF	2014			1982-90, '96-99
Mark McGwire	1B	2017			1997-2001
Joe Medwick	OF	2014	1968		1932-40, '47-48
Johnny Mize	1B	2014	1981		1936-41
Terry Moore	OF	2016			1935-42, '46-48
Stan Musial	OF/1B	2014	1969	6	1941-44, '46-63
Branch Rickey	Executive	2014	1967		1919-25
Scott Rolen	3B	2019	2023		2002-07
Red Schoendienst	2B/Manager	2014	1989	2	1945-56, '61-63
Enos Slaughter	OF	2014	1985	9	1938-42, '46-53
Mike Shannon	3B/RF/Broadcaster	2014			1962-70, 72-present
Ted Simmons	C	2015	2020		1968-80
Ozzie Smith	SS	2014	2002	1	1982-96
Billy Southworth	OF/Manager	2014	2008		1926-27, '29, '40-45
Bruce Sutter	RHP	2014	2006	42	1981-84
Joe Torre	C/1B/3B/Manager	2016	2014		1969-74, '90-95
John Tudor	LHP	2020			1985-88, '90
Bill White	1B/OF	2020			1959-65, '69

CARDINALS ALL-TIME PLAYER ROSTER

Includes all players who have participated in one or more official National League games with the Cardinals starting with the 1892 season and including the 2022 season. Twenty four new players were added from 2022 to bring the total number of players to 2,063. Left-handed pitcher Génesis Cabrera became the 2,000th Cardinal when he made his Cardinals/Major League debut on May 29, 2019.

A

Ody Abbott 1910
 Ted Abernathy 1970
 Juan Acevedo 1998-99
 Babe Adams 1906
 Buster Adams 1939, 43,
 45-46
 Joe Adams 1902
 Matt Adams 2012-18
 Sparky Adams 1930-33
 Jim Adduci 1983
 Henry Adkinson 1895
 Tommie Agee 1973
 Juan Agosto 1991-92
 Eddie Ainsmith 1921-23
 Gibson Alba 1988
 Cy Alberts 1910
 Sandy Alcántara 2017
 Grover Alexander 1926-29
 Luis Alícea 1988, 91-94, 96
 Ethan Allen 1933
 Neil Allen 1983-85
 Richie Allen 1970
 Ron Allen 1972
 Matty Alou 1971-73
 Tom Alston 1954-57
 Walter Alston 1936
 George Altman 1963
 Luis Alvarado 1974, 76
 Brant Alyea 1972
 Ruben Amaro 1958
 Red Ames 1915-19
 Bryan Anderson 2010, 12
 Craig Anderson 1961
 Dwain Anderson 1972-73
 Ferrell Anderson 1953
 George Anderson 1918
 John Anderson 1962
 Marlon Anderson 2004
 Mike Anderson 1976-77
 John Andrews 1973
 Nate Andrews 1937, 39
 Joaquin Andujar 1981-85
 Pat Ankenman 1936
 Rick Ankiel 1999-2001,
 04, 07-09
 Dean Anna 2015
 John Antonelli 1944-45
 Nolan Arenado 2021-22
 Harry Arndt 1905-07
 Scott Arnold 1988
 Rene Aroch 1993-95
 Randy Arozarena 2019
 Luis Arroyo 1955
 Rudy Arroyo 1971
 Bryan Augenstein 2011
 Dennis Aust 1965-66

John Axford 2013
 Benny Ayala 1977
 Manny Aybar 1997-99

B

Les Backman 1909-10
 Harrison Bader 2017-22
 Bill Bailey 1921-22
 Cory Bailey 1995-96
 Doug Bair 1981-83, 85
 Doug Baird 1917-19
 Dave Bakenhaster 1964
 Bill Baker 1948-49
 Steve Baker 1983
 O. F. Baldwin 1908
 Art Ball 1894
 Jimmy Bannon 1893
 Jap Barbeau 1909-10
 Brian Barber 1995-96
 George Barclay 1902-04
 Brian Barden 2007-09
 Ray Bare 1972, 74
 Clyde Barfoot 1922-23
 Greg Bargar 1986
 Mike Barlow 1975
 Frank Barnes 1957-58, 60
 Skeeter Barnes 1987
 John Barnett 1907
 Steven Baron 2018
 Frank Barrett 1939
 Red Barrett 1945-46
 Shad Barry 1906-08
 Brian Barton 2008
 Dave Bartsch 1945
 Rich Batchelor 1993, 96-97
 Frank Bates 1899
 Miguel Batista 2011
 Allen Battle 1995
 Ed Bauta 1960-63
 Jose Bautista 1997
 John Baxter 1907
 Johnny Beall 1918
 Ralph Beard 1954
 Jim Beauchamp 1963, 70-71
 Johnny Beazley 1941-42, 46
 Zinn Beck 1913-16
 Jake Beckley 1904-07
 Bill Beckmann 1942
 Fred Beebe 1906-09
 Ed Beecher 1897
 Clarence Beers 1948
 Matt Belisle 2015
 David Bell 1995-98
 Hi Bell 1924, 26-27, 29-30
 Les Bel 1923-27
 Ronnie Belliard 2006
 Carlos Beltrán 012-13
 Rigo Beltrán 1997

Alan Benes 1995-97,
 1999-2001
 Andy Benes 1996-97,
 2000-02
 Joe Benes 1931
 Gary Bennett 2006-07
 Pug Bennett 1906-07
 Vern Benson 1951-53
 Sid Benton 1922
 Jeff Berblinger 1997
 Augie Bergamo 1944-45
 Lance Berkman 2011-12
 Jack Berly 1924
 Joe Bernard 1909
 Frank Bertaina 1970
 Harry Berte 1903
 Bob Bescher 1915-17
 Frank Betcher 1910
 Hal Betts 1903
 Bruno Betzel 1914-18
 Jim Bibby 1972-73
 Ed Biecher 1897
 Lou Bierbauer 1897-98
 Larry Bigbie 2006
 Steve Bilko 1949-54
 Dick Billings 1974-75
 Frank Bird 1892
 Ray Blades 1922-28, 30-32
 Harry Blake 1899
 Sheriff Blake 1937
 Coonie Blank 1909
 Don Blasingame 1955-59
 Johnny Blattnik 1950
 Buddy Blattner 1942
 Bob Blaylock 1956, 59
 Gary Blaylock 1959
 Michael Blazek 2013
 John Bliss 1908-12
 Clyde Bloomfield 1963
 Charlie Boardman 1915
 Joe Boever 1985-86
 Mitchell Boggs 2008-13
 Sammy Bohne 1916
 Dick Bokelmann 1951-53
 Bill Bolden 1919
 Don Bollweg 1950-51
 Bobby Bonds 1980
 Bobby Bonilla 2001
 Frank Bonner 1895
 Rod Booker 1987-89
 Pedro Borbon 1980
 Pedro Borbon, Jr. 2003
 Frenchy Bordagaray .. 1937-38
 Pat Borders 1996
 Rick Bosetti 1977
 Ricky Bottalico 1999
 Kent Bottenfield 1998-99
 Jim Bottomley 1922-32

Peter Bourjos 2014-15
 Bob Bowman 1939-40
 Matt Bowman 2016-18
 Blaine Boyer 2009
 Cloyd Boyer 1949-52
 Ken Boyer 1955-65
 Buddy Bradford 1975
 Terry Bradshaw 1995-96
 Darren Bragg 1999
 Dave Brain 1903-05
 Harvey Branch 1962
 Jackie Brandt 1956
 Jeff Brantley 1998
 Russell Branyan 2007
 Roy Brashear 1902
 Joe Bratcher 1924
 Steve Braun 1981-85
 Al Brazle 1943, 46-54
 John Brebbia 2017-20
 Harry Brecheen 1940, 43-52
 Ted Breitenstein 1892-96,
 1901
 Herb Bremer 1937-39
 Roger Bresnahan 1909-12
 Rube Bressler 1932
 Ed Bressoud 1967
 Rod Brewer 1990-93
 Marshall Bridges 1959-60
 Rocky Bridges 1960
 Grant Briggs 1892
 Nelson Briles 1965-70
 Ed Brinkman 1975
 John Brock 1917-18
 Lou Brock 1964-79
 Steve Brodie 1892-93
 Ernie Broglio 1959-64
 Herman Bronkie 1918
 Aaron Brooks 2022
 Jim Brosnan 1958-59
 Tony Brotem 1916, 18
 Andrew Brown 2011
 Buster Brown 1905-07
 Jim Brown 1915
 Jimmy Brown 1937-43
 Three Finger Brown 1903
 Tom Brown 1895
 Willard Brown 1894
 Byron Browne 1969
 Barret Browning 2012
 Cal Browning 1960
 Pete Browning 1894
 Jonathan Broxton 2015-17
 Glenn Brummer 1981-84
 Tom Brunansky 1988-90
 George Brunet 1971
 Justin Brunette 2000
 Tom Bruno 1978-79
 Ron Bryant 1975



CARDINALS ALL-TIME PLAYER ROSTER (continued)

Johnny Bucha 1948, 50	Chris Carpenter..... 2004-13	John Coleman 1895	Gene Crumling..... 1945
Jerry Buchek 1961, 63-66	Cris Carpenter..... 1988-92	Percy Coleman..... 1897	Cirilo Cruz..... 1973
Jim Bucher 1938	Hick Carpenter..... 1892	Vince Coleman..... 1985-90	Hector Cruz..... 1973, 75-77
Gary Buckels..... 1994	Matt Carpenter 2011-21	Darnell Coles..... 1995	Ivan Cruz..... 2002
Dick Buckley..... 1892-94	Chuck Carr 1992	Bill Collins 1892	Jesús Cruz 2020
Fritz Buelow 1899-1900	Clay Carroll..... 1977	Dave Collins 1990	Jose Cruz 1970-74
Nels Burbrink..... 1955	Cliff Carroll..... 1892	Phil Collins..... 1935	Tony Cruz..... 2011-15
Al Burch..... 1906-07	Kid Carsey..... 1897-98	Ripper Collins..... 1931-36	Mike Cuellar 1964
Bob Burda 1962, 71	Bob Caruthers..... 1892	Jackie Collum..... 1951-53, 56	George Culver..... 1970
Lew Burdette 1963-64	Pete Castiglione 1953-54	Bob Coluccio..... 1978	John Cumberland..... 1972
Tom Burgess..... 1954	Alberto Castillo 1999	Joe Connor..... 1895	Joe Cunningham..... 1954,
Sandy Burk..... 1912-13	Troy Cate..... 2007	Roger Connor..... 1894-97 56-61
Jimmy Burke .. 1899, 1903-05	Danny Cater..... 1975	Tim Conroy..... 1986-87	Ray Cunningham 1931-32
Leo Burke 1963	Ted Cather 1912-14	Ed Conwell 1911	Nig Cuppy 1899
Jesse Burkett 1899-1901	Andy Cavazos..... 2007	Mike Coolbaugh 2002	Clarence Currie..... 1902-03
Ken Burkhart 1945-48	Brett Cecil..... 2017-18	Scott Coolbaugh 1994	Murphy Currie 1916
Alec Burleson..... 2022	Cesar Cedeno 1985	Duff Cooley 1893-96	Jermaine Curtis..... 2013
Ed Burns..... 1912	Roger Cedeno..... 2004-05	Jimmy Cooney 1924-25	John Curtis 1974-76
Farmer Burns 1901	Orlando Cepeda..... 1966-68	Tim Cooney..... 2015	
Todd Burns..... 1993	Adron Chambers..... 2011-13	Mort Cooper 1938-45	
Ray Burris..... 1986	Bill Chambers..... 1910	Scott Cooper 1995	
Ellis Burton..... 1958, 60	Cliff Chambers 1951-53	Walker Cooper..... 1940-45,	
Mike Busby..... 1996-99	John Chambers..... 1937 56-57	
Guy Bush 1938	Charlie Chant 1976	Mays Copeland 1935	
Ray Busse..... 1973	Chappy Charles 1908-09	Joe Corbett..... 1904	
Art Butler 1914-16	Tom Cheney..... 1957, 59	Roy Corhan 1916	
John Butler..... 1904	Cupid Childs..... 1899	Rheal Cormier..... 1991-1994	
Johnny Butler 1929	Pete Childs..... 1901	Pat Corrales 1966	
Keith Butler..... 2013-14	Nels Chittum..... 1958	Frank Corridon..... 1910	
Bud Byerly 1943-45	Bob Chlupsa..... 1970-71	Jim Cosman 1966-67	
Bill Byers..... 1904	Randy Choate..... 2013-15	John Costello 1988-90	
Bobby Byrne..... 1907-09	Jason Christiansen .. 2000-01	Tom Coulter 1969	
	Larry Ciaffone..... 1951	John Coveney 1903	
	Al Cicotte 1961	Bill Cox 1936	
	Gino Cimoli..... 1959	Danny Cox 1983-88	
	Frank Cimorelli 1994	Estel Crabtree ... 1933, 41-42	
	Steve Cishek..... 2015	Allen Craig..... 2010-14	
	Ralph Citarella..... 1983-84	Roger Craig..... 1964	
	Stubby Clapp..... 2001	Doc Crandall 1913	
	Doug Clarey 1976	Forrest Crawford 1906-07	
	Danny Clark 1927	Glenn Crawford 1945	
	Jack Clark 1985-87	Pat Crawford 1933-34	
	Jim Clark 1911-12	Willie Crawford 1976	
	Mark Clark..... 1991-92	Doug Creek 1995	
	Mike Clark 1952-53	Jack Creel 1945	
	Phil Clark 1958-59	Bernie Creger..... 1947	
	Will Clark 2000	Creepy Crespi 1938-42	
	Josh Clarke 1905	Lou Criger..... 1899-1900	
	Stan Clarke 1990	Jack Crimian 1951-52	
	Dad Clarkson 1893-95	Nabil Crismatt..... 2020	
	Royce Clayton 1996-98	Tripp Cromer 1993-95	
	Doug Clemens 1960-64	John Crosier..... 1892-93, 98	
	Jack Clements..... 1898	Ed Crosby 1970, 72-73	
	Lance Clemons 1972	Jeff Cross 1942, 46-48	
	Verne Clemons 1919-24	Lave Cross 1898-1900	
	Donn Clendenon 1972	Monte Cross..... 1896-97	
	Maikel Cleto 2011-13	Bill Crouch..... 1941, 45	
	Reggie Cleveland..... 1969-73	Rick Croushore 1998-99	
	Tony Cloninger..... 1972	George Crowe..... 1959-61	
	Ed Clough 1924-26	Mike Crudale..... 2002-03	
	Dick Cole..... 1951	Walton Cruise..... 1914, 16-19	

C

D

CARDINALS ALL-TIME PLAYER ROSTER (continued)

Rich DeLucia.....1995
 Ben DeLuzio.....2022
 Frank Demaree.....1943
 Lee DeMontreville.....1903
 Don Dennis.....1965-66
 John Denny.....1974-79
 Paul Deringer.....1931-33
 Mark DeRosa.....2009
 Russ Derry.....1949
 Daniel Descalzo.....2010-14
 Joe DeSa.....1980
 Delino DeShields.....1997-98
 Aledmys Díaz.....2016-17
 Einar Diaz.....2005
 Leo Dickerman.....1924-25
 Corey Dickerson.....2022
 Brandon Dickson 2011-12, 21
 Murry Dickson.....1939-40,
42-43, 46-48, 56-57
 Chuck Diering.....1947-51
 Larry Dierker.....1977
 Mike DiFelice.....1996-97, 2002
 Pat Dillard.....1900
 Pickles Dillhoefer.....1919-21
 Mike Dimmel.....1979
 Frank DiPino.....1989-90, 92
 Dutch Distel.....1918
 Steve Dixon.....1993-94
 Bill Doak.....1913-24, 29
 George Dockins.....1945
 Cozy Dolan.....1914-15
 John Dolan.....1893
 Red Donahue.....1895-97
 She Donahue.....1904
 Mike Donlin.....1899-1900
 Blix Donnelly.....1944-46
 Jim Donnelly.....1898
 Brendan Donovan.....2022
 Patsy Donovan.....1900-03
 Octavio Dougl.....2011
 Klondike Douglas.....1896-97
 Taylor Douthit.....1923-31
 Dennis Dove.....2007
 Tommy Dowd.....1893-98
 Dave Dowling.....1964
 Carl Doyle.....1940
 Jeff Doyle.....1983
 Moe Drabowsky.....1971-72
 Lee Dressen.....1914
 Rob Dressler.....1978
 J.D. Drew.....1998-2003
 Dan Driessen.....1987
 Carl Druhot.....1906-07
 Matt Duff.....2002
 Zach Duke.....2016-17
 Bob Duiba.....1959-60, 62
 Chris Duncan.....2005-09
 Taylor Duncan.....1977
 Wiley Dunham.....1902
 Grant Dunlap.....1953
 John Dunleavy.....1903-05

Shawon Dunston..1999, 2000
 Don Durham.....1972
 Joe Durham.....1959
 Leon Durham.....1980, 89
 Leo Durocher.....1933-37
 Erv Dusak.....1941-42, 46-51
 Frank Dwyer.....1892
 Jim Dwyer.....1973-75, 77-78
 Eddie Dyer.....1922-27

E

Bill Earley.....1986
 George Earnshaw.....1936
 Ed Easley.....2015
 Jack Easton.....1892
 Rawly Eastwick.....1977
 Johnny Echols.....1939
 Dennis Eckersley.....1996-97
 Al Eckert.....1935
 David Eckstein.....2005-07
 Joe Edelen.....1981
 Tommy Edman.....2019-22
 Jim Edmonds.....2000-07
 Johnny Edwards.....1968
 Wish Egan.....1905-06
 Red Ehret.....1895
 Cal Eldred.....2003-05
 Seth Elledge.....2020-21
 Harry Elliott.....1953, 55
 Jim Ellis.....1969
 Mark Ellis.....2014
 Rube Ellis.....1909-12
 Bones Ely.....1893-95
 Juan Encarnacion.....2006-08
 Bill Endicott.....1946
 Del Ennis.....1957-58
 Charlie Enwright.....1909
 Hal Epps.....1938, 40
 Eddie Erautt.....1953
 Duke Esper.....1897-98
 Brian Esposito.....2007
 Chuck Essegian.....1959
 LeRoy Evans.....1897
 Steve Evans.....1909-13
 Bryan Eversgerd.....1994, 98
 Bob Ewing.....1912
 Reuben Ewing.....1921

F

Fred Fagin.....1895
 Ron Fairly.....1975-76
 Pete Falcone.....1976-78
 Brian Falkenborg.....2006-07
 George Fallon.....1943-45
 Harry Fanok.....1963-64
 Doc Farrell.....1930
 John Farrell.....1902-05
 Jeff Fassero.....2002-03
 Jack Faszholz.....1953
 Pedro Feliz.....2010
 Bobby Fenwick.....1973

Joe Ferguson.....1976
 Junior Fernandez.....2019-22
 Don Ferrarese.....1962
 Neil Fiala.....1981
 Chuckie Fick.....2012
 Bien Figueroa.....1992
 Chuck Finley.....2002
 Mike Fiore.....1972
 Sam Fishburn.....1919
 Bob Fisher.....1918-19
 Chauncey Fisher.....1901
 Eddie Fisher.....1973
 Showboat Fisher.....1930
 Mike Fitzgerald.....1988
 Max Flack.....1922-25
 Tom Flanigan.....1958
 Jack Flaherty.....2017-22
 Curt Flood.....1958-69
 Tim Flood.....1899
 Bernardo Flores, Jr.....2021
 Randy Flores.....2004-08
 Ben Flowers.....1955-56
 Jake Flowers.....1923, 26,
31-32
 Rich Folkers.....1972-74
 Curt Ford.....1985-88
 Hod Ford.....1932
 Eric Fornataro.....2014
 Bob Forsch.....1974-88
 Tony Fossas.....1995-97
 Alan Foster.....1973-74
 Jack Fournier.....1920-22
 Dexter Fowler.....2017-20
 Jesse Fowler.....1924
 Earl Francis.....1965
 Tito Francona.....1965-66
 Charlie Frank.....1893-94
 Fred Frankhouse.....1927-30
 Micah Franklin.....1997
 Ryan Franklin.....2007-11
 Herman Franks.....1939
 John Frascatore.....1994-95,
97-98
 Willie Fraser.....1991
 George Frazier.....1978-80
 Joe Frazier.....1954-56
 Roger Freed.....1977-79
 Sam Freeman.....2012-14
 David Freese.....2009-13
 Gene Freese.....1958
 Howard Freigau.....1922-25
 Benny Frey.....1932
 Frankie Frisch.....1927-37
 Danny Frisella.....1976
 Art Fromme.....1906-08
 Eric Fryer.....2016-17
 Brian Fuentes.....2012
 John Fulgham.....1979-80
 Chick Fullis.....1934, 36
 Rafael Furcal.....2011-13
 Les Fusselman.....1952-53

G

Gary Gaetti.....1996-98
 Phil Gagliano.....1963-70
 Del Gainer.....1922
 Fred Gaiser.....1908
 Andres Galarraga.....1992
 John Gall.....2005-06
 Mike Gallego.....1996-97
 Giovanni Gallegos..2018-22
 Bad News Galloway.....1912
 Pud Galvin.....1892
 Bill Gannon.....1898
 John Gant.....2017-21
 Ron Garb.....1996-98
 Joe Garagiola.....1946-51
 Adolis Garcia.....2018
 Greg Garcia.....2014-18
 Jaime Garcia.....2008, 10-16
 Luis García.....2021
 Danny Gardella.....1950
 Glenn Gardner.....1945
 Art Garibaldi.....1936
 Mike Garman.....1974-75
 Debs Garms.....1943-45
 Wayne Garrett.....1978
 John Gast.....2013
 Rich Gedman.....1991-92
 Charley Gelbert.....1929-32,
35-36
 Frank Genins.....1892
 Al Gettel.....1955
 Charlie Getzein.....1892
 Rube Geyer.....1910-13
 Ray Giannelli.....1995
 Bob Gibson.....1959-75
 Billy Gilbert.....1908-09
 Shawn Gilbert.....1998
 George Gilham.....1920-21
 Frank Gilhooley.....1911-12
 Bernard Gilkey.....1990-95
 Carden Gillenwater.....1940
 George Gillpatrick.....1898
 Hal Gilson.....1968
 Joe Girardi.....2003
 Dave Giusti.....1969
 Jack Glasscock.....1892-93
 Troy Glas.....2008-09
 Tommy Glaviano.....1949-52
 Kid Gleason.....1892-94
 Bob Glenn.....1920
 Harry Glenn.....1915
 John Glenn.....1960
 Danny Godby.....1974
 Roy Golden.....1910-11
 Paul Goldschmidt.....2019-22
 Hal Goldsmith.....1929
 Austin Gomber.....2018, 20
 Marco Gonzales..2014-15, 17
 Jose Gonzalez.....1984
 Julio Gonzalez.....1981-82

CARDINALS ALL-TIME PLAYER ROSTER (continued)

Kelvin Jimenez 2007-08
 Adam Johnson 1918
 Alex Johnson 1966-67
 Billy Johnson 1951-53
 Bob Johnson 1969
 Dan Johnson 2015
 Darrell Johnson 1960
 Jerry Johnson 1970
 Ken Johnson 1947-50
 Lance Johnson 1987
 Mark Johnson 2008
 Rob Johnson 2013
 Si Johnson 1936-38
 Sjl Johnson 1926-33
 Tyler Johnson 2005-08
 Cowboy Jones 1899-1901
 Gordon Jones 1954-56
 Howie Jones 1921
 Nippy Jones 1946-51
 Red Jones 1940
 Sam Jones 1957-58, 63
 Tim Jones 1988-93
 Bubber Jonnard 1929
 Brian Jordan 1992-98
 Mike Jorgensen 1984-85
 Felix Jose 1990-92
 Kevin Joseph 2002
 Jimmy Journell 2003, 05
 Lyle Judy 1935
 Al Jurisich 1944-45
 Skip Jutze 1972

K

Jim Kaat 1980-83
 Rob Kaminsky 2020
 Ed Karger 1906-08
 Jason Karnuth 2001
 Eddie Kasko 1957-58
 Ray Katt 1956, 58-59
 Tony Kaufmann 1927-28,
 30-31, 35
 Marty Kavanagh 1918
 Eddie Kazak 1948-52
 Bob Keely 1944-45
 Vic Keen 1926-27
 Jeff Keener 1982-83
 Randy Keisler 2007
 Bill Keister 1900
 John Kelleher 1912
 Mick Kelleher 1972-73, 75
 Alex Kellner 1959
 Win Kellum 1905
 Bill Kelly 1910
 Carson Kelly 2016-18
 John Kelly 1907
 Joe Kelly 2012-14
 Pat Kelly 1998
 Adam Kennedy 1999,
 2007-08
 Jim Kennedy 1970

Terry Kennedy 1978-80
 Matt Keough 1985
 Kurt Kepshire 1984-86
 George Kernek 1965-66
 Don Kessinger 1976-77
 Dean Kiekhfer 2016
 Darryl Kile 2000-02
 Paul Kilgus 1993
 Kwang Hyun Kim 2020-21
 Newt Kimball 1940
 Hal Kime 1920
 Wally Kimmick 1919
 Ellis Kinder 1956
 Charlie King 1959
 Curtis King 1997-99
 Jim King 1957
 Lynn King 1935-36, 39
 Ray King 2004-05
 Walt Kinlock 1895
 Josh Kinney 2006-09
 Tom Kinslow 1898
 Matt Kinzer 1989
 Mike Kircher 1920-21
 Bill Kissinger 1895-97
 Lou Klein 1943, 45-46, 49
 Nub Kleinke 1935, 37
 Ron Kline 1960
 Steve Kline 2001-04
 Rudy Kling 1902
 Clyde Kluttz 1946
 Alan Knicely 1986
 Jack Knight 1922
 Andrew Knizner 2019-22
 Mike Knode 1920
 Darold Knowles 1979-80
 Willis Koenigsmark 1919
 Gary Kolb 1960, 62-63
 Erik Komatsu 2012
 Ed Konetchy 1907-13
 Jim Konstanty 1956
 George Kopshaw 1923
 George Kottaras 2014
 Ernie Koy 1940-41
 Pete Kozma 2011-15
 Lew Krausse 1973
 Kurt Krieger 1949, 51
 Howie Krist 1937-38,
 41-43, 46
 Otto Krueger 1900-02
 Ted Kubiak 1971
 Willie Kuehne 1892
 Ryan Kurosaki 1975
 Whitey Kurowski 1941-49
 Bob Kuzava 1957

L

Mike Laga 1986-88
 Lerrin LaGrow 1976
 John Lackey 2014-15
 Jeff Lahti 1982-86

Gerald Laird 2011
 Eddie Lake 1939-41
 Steve Lake 1986-88
 Bud Lally 1897
 Jack Lamabe 1967
 Fred Lamline 1915
 Tom Lampkin 1997-98
 Les Lancaster 1993
 Hobie Landrith 1957-58
 Don Landrum 1960-62
 Tito Landrum 1980-87
 Don Lang 1948
 Max Lanier ... 1938-46, 49-51
 Ray Lankford... 1990-2001, 04
 Paul LaPalme 1955-56
 Dave LaPoint 1981-84, 87
 Ralph LaPointe 1948
 Bob Lamore 1918
 Jason LaRue 2008-10
 Lyn Lary 1939
 Don Lassetter 1957
 Arlie Latham 1896
 Mike LaValiere 1985-86
 Doc Lavan 1919-24
 Tom Lawless 1985-88
 Brooks Lawrence 1954-55
 Tom Leahy 1905
 Mike Leake 2016-17
 Wade LeBlanc 2021
 Leron Lee 1969-71
 Manuel Lee 1995
 Jim Lentine 1978-80
 Leonard 1892
 Dominic Leone 2018-19
 Barry Lersch 1974
 Roy Leslie 1919
 Jon Lester 2021
 Dan Lewandowski 1951
 Bill Lewis 1933
 Johnny Lewis 1964
 Sixto Lezcano 1981
 Matthew Liberatore 2022
 Don Liddle 1956
 Gene Lillard 1940
 Bob Lillis 1961
 Mike Lincoln 2004
 Johnny Lindell 1950
 Jim Lindeman 1986-89
 Jim Lindsey 1929-34
 Royce Lint 1954
 Larry Lintz 1975
 Frank Linzy 1970-71
 Mark Littell 1978-82
 Jeff Little 1980
 Mark Little 1998
 Dick Littlefield 1956
 John Littlefield 1980
 Carlisle Littlejohn 1927-28
 Danny Litwhiler... 1943-44, 46
 Paddy Livingston 1917

Scott Livingstone 1997
 Lawrence "Bobby" Locke
 1962
 Whitey Lockman 1956
 Bill Lohrman 1942
 Kyle Lohse 2008-12
 Jeoff Long 1963-64
 Tommy Long 1915-17
 BradenLooper 1998,
 2006-08
 Art Lopatka 1945
 Aurelio Lopez 1978
 Felipe Lopez 2008, 10
 Joe Lotz 1916
 Lynn Lovenguth 1957
 John Lovett 1903
 Grover Lowdermilk... 1909, 11
 Lou Lowdermilk 1911-12
 Sean Lowe 1997-98
 Peanuts Lowrey 1950-54
 Josh Lucas 2017
 Con Lucid 1897
 Eric Ludwick 1996-97
 Ryan Ludwick 2007-10
 Bill Ludwig 1908
 Larry Luebbers 1999
 Julio Lugo 2009
 Hector Luna 2004-06
 Memo Luna 1954
 Ernie Lush 1910
 Johnny Lush 1907-10
 Lance Lynn 2011-17
 Bill Lyons 1983-84
 Denny Lyons 1895
 George Lyons 1920
 Hersh Lyons 1941
 Tyler Lyons 2013-18

M

Bob Mabe 1958
 John Mabry ... 1994-98, 2001,
 04-05
 Mike MacDougal 2010
 Ken MacKenzie 1963
 Evan MacLane 2010
 Johnny Mackinson 1955
 Lonnie Maclin 1993
 Max Macon 1938
 Bill Magee 1901
 Lee Magee 1911-14
 Sal Maglie 1958
 Joe Magrane... 1987-90, 92-93
 Art Mahaffey 1966
 Mike Mahoney 1898
 Mike Mahoney 2005
 Duster Mails 1925-26
 Jim Mallory 1945
 Gus Mancuso 1928, 30-32,
 41-42
 Seth Maness 2013-16

HISTORY



CARDINALS ALL-TIME PLAYER ROSTER (continued)

Les Mann 1921-23	John McDougal 1895-96	Dusty Miller 1899	Simmy Murch 1904-05
Fred Manrique 1986	Sandy McDougal 1905	Eddie Miller 1950	Tim Murchison 1917
Rabbit Maranville 1927-28	Will McEnaney 1979	Elmer Miller 1912	Wilbur Mudoch 1908
Walt Marbet 1913	Joe McEwing 1998-99	Justin Miller 2021	Ed Murphy 1901-03
Marty Marion 1940-50	Guy McFadden 1895	Kohly Miller 1892	Howard Murphy 1909
Roger Maris 1967-68	Chappie McFarland... 1902-06	Shelby Miller 2012-14	John Murphy 1902
Fred Marolewski 1953	T.J. McFarland 2021-22	Stu Miller 1952-54, 56	Mike Murphy 1912
Mike Maroth 2007	Ed McFarland 1896-97	Trever Miller 2009-11	Morgan Murphy 1896-97
Jason Marquis 2004-06	Dan McGann 1900-01	Buster Mills 1934	Rob Murphy 1993-94
Eli Marrero 1997-2003	Bill McGee 1935-41	Larry Milton 1903	Tom Murphy 1973
Charlie Marshall 1941	Willie McGee... 1982-90, 96-99	Minnie Minoso 1962	Red Murray 1906-08
Doc Marshall 1906-08	Dan McGeehan 1911	Clarence Mitchell 1928-30	Stan Musial ... 1941-44, 46-63
Joe Marshall 1906	Jim McGinley 1904-05	Johnny Mize 1936-41	Bert Myers 1896
Victor Marte 2012-13	Lynn McGlothen 1974-76	Vinegar Bend Mizell 1952- 53, 56-60	Hy Myers 1923-25
Freddie Martin 1946, 49-50	Stoney McGlynn 1906-08	Herb Moford 1955	Lynn Myers 1938-39
John Martin 1980-83	Bob McGraw 1927	Mike Mohler 1999-2000	
Morrie Martin 1957-58	John McGraw 1900	Gabe Molina 2002-03	N
Pepper Martin... 1928, 30-40, 44	Tom McGraw 1997	Yadier Molina 2004-22	Mike Nagy 1973
Stu Martin 1936-40	Terry McGriff 1994	Fritz Mollwitz 1919	Sam Nahem 1941
Carlos Martinez 2013-21	Mark McGrillis 1892	Jordan Montgomery 2022	James Naile 2022
José Martínez 2016-19	Mark McGwire 1997-2001	Wally Moon 1954-58	Sam Narron 1935, 42-43
Marty Martinez 1972	Austin McHenry 1918-22	Jim Mooney 1933-34	Chris Narveson 2006
Silvio Martinez 1978-81	Otto Mclvor 1911	Donnie Moore 1980	Ken Nash 1914
Teddy Martinez 1975	Cody McKay 2004	Gene Moore 1933-35	Packy Naughton 2022
Tino Martinez 2002-03	Ed McKeen 1899	Randy Moore 1937	Mike Naymick 1944
Ernie Mason 1894	Michael McKenry 2016	Terry Moore.. 1935-42, 46-48	John Nelson 2006
Justin Masterson 2014	Ralph McLaurin 1908	Tommy Moore 1975	Mel Nelson 1960, 68-69
Mike Matheny 2000-04	Larry McLean 1904, 13	Whitey Moore 1942	Rocky Nelson 1949-51, 56
Joe Mather 2008, 10	Jerry McNertney 1971-72	Jerry Morales 1978	Pat Neshek 2014
Greg Mathews... 1986-88, 90	Larry McWilliams 1988	Bill Moran 1892	Juan Nicasio 2017
T.J. Mathews ... 1995-97, 2001	Lee Meadows 1915-19	Charley Moran 1903, 08	Art Nichols 1901-03
Mike Mathews 2000-02	Roy Medwick 1932-40, 47-48	Forrest More 1909	Kid Nichols 1904-05
Wally Mattick 1918	Jane Meisinger 2020	Bobby Morgan 1956	Charlie Niebergall 1921, 23-24
Steven Matz 2022	Adalberto Mejia 2019	Eddie Morgan 1936	Tom Niedenfuer 1990
Gene Mauch 1952	Alex Mejia 2017	Joe Morgan 1964	Dick Niehaus 1913-15
Harry Maupin 1898	Miguel Mejia 1996	Mike Morgan 1995-96	Bert Niehoff 1918
Dal Maxvill 1962-72	Roberto Mejia 1997	Gene Moriarity 1892	Bob Nieman 1960-61
Jakie May 1917-21	Sam Mejias 1976	Max Moroff 2021	Tom Nieto 1984-85
Mike Mayers 2016-19	Luis Melendez 1970-76	John Morris 1986-90	Tom Niland 1896
Jack McAdams 1911	Steve Melter 1909	Matt Morris 1997-98, 2000-05	John Nogowski 2020-21
Ike McAuley 1917	Ted Menze 1918	Walter Morris 1908	Pete Noonan 1906-07
Bake McBride 1973-77	John Mercer 1912	Hap Morse 1911	Lars Nootbaar 2021-22
George McBride 1905-06	Kent Mercker 1998-99	Clayton Mortensen 2009	Irv Noren 1957-59
Pete McBride 1899	Lloyd Merritt 1957	Walt Moryn 1960-61	Fred Norman 1970-71
Joe McCarthy 1906	Sam Mertes 1906	Brandon Moss 2015-16	Bud Norris 2018
Lew McCarty 1920-21	Steve Mesner 1941	Jason Motte 2008-14	Lou North 1917, 20-24
Tim McCarver 1959-61, 63-69, 73-74	Clarence Metzger 1977	Mike Mowrey 1909-13	Ron Northey 1947-49
Pat McCauley 1893	Ed Mickelson 1950	Jamie Moyer 1991	Joe Nossek 1969-70
Kyle McClellan 2008-12	Ed Mierkowicz 1950	Heinie Mueller 1920-26	Abraham Núñez 2005
Bob McClure 1991-92	Larry Miggins 1948, 52	Billy Muffett 1957-58	Howie Nunn 1959
Billy McCool 1970	Pete Mikkelsen 1968	Edward Mujica 2012-13	Rich Nye 1970
Jim McCormick 1892	Miles Mikolas 2018-22	Mark Mulder 2005-08	
Harry McCurdy 1922-23	Eddie Miksis 1957	Jerry Mumphrey 1974-79	O
Lindy McDaniel 1955-62	Aaron Miles 2006-08, 10	George Munger 1943-44, 46-52	Rebel Oakes 1910-13
Von McDaniel 1957-58	Andrew Miller 2019-21	Les Munns 1936	Ken Oberkfell 1977-84
Mick McDermott 1961	Bob Miller 1957, 59-61	Yairo Muñoz 2018-19	Dan O'Brien 1978-79
Mike McDermott 1897	Brad Miller 2020	Steve Mura 1982	Johnny O'Brien 1958
Keith McDonald 2000-01	Charlie Miller 1913-14		Jack O'Connor 1899-1900
	Doggie Miller 1894-95		Paddy O'Connor 1914
	Dots Miller 1914-17, 19		

CARDINALS ALL-TIME PLAYER ROSTER (continued)

Julian Tavaraz..... 2004-05
 Oscar Taveras..... 2014
 Carl Taylor..... 1970
 Chuck Taylor..... 1969-71
 Ed Taylor..... 1903
 Jack Taylor..... 1898
 Jack Taylor..... 1904-06
 Joe Taylor..... 1958
 Ron Taylor..... 1963-65
 Bud Teachout..... 1932
 Patsy Tebeau..... 1899-1900
 Ruben Tejada..... 2016
 Garry Templeton..... 1976-81
 Gene Tenace..... 1981-82
 Greg Terelecky..... 1975
 Scott Terry..... 1987-91
 Dick Terwilliger..... 1932
 Bob Tewksbury..... 1989-1994
 Moe Thacker..... 1963
 Ryan Theriot..... 2011
 Tommy Thevenow .. 1924-28
 Jake Thielman..... 1905-06
 Lane Thomas..... 2019-21
 Roy Thomas..... 1978-80
 Tom Thomas..... 1899-1900
 Brad Thompson..... 2005-09
 Gus Thompson..... 1906
 Mark Thompson.. 1999-2000
 Mike Thompson..... 1973-74
 Milt Thompson..... 1989-92
 Zack Thompson..... 2022
 John Thornton..... 1892
 Joe Thurston..... 2009
 Bobby Tiefenauer..... 1952,
 55, 61
 Mike Timlin..... 2000-02
 Bud Tinning..... 1935
 Jess Todd..... 2009
 Bobby Tolan..... 1965-68
 Brett Tomko..... 2003
 Fred Toney..... 1923
 Specs Toporcer..... 1921-28
 Joe Torre..... 1969-74
 Mike Torrez..... 1967-71
 Paul Toth..... 1962
 Harry Trekill..... 1913
 Coaker Triplett..... 1941-43
 Bill Trotter..... 1944
 Tommy Tucker..... 1898
 John Tudor..... 1985-88, 90
 Oscar Tuero..... 1918-20
 Sam Tuivailala..... 2014-18
 Lee Tunnell..... 1987
 Tuck Turner..... 1896-98
 Old Hoss Twineham.. 1893-94
 Mike Tyson..... 1972-79

U

Bob Uecker..... 1964-65
 Tom Underwood..... 1977
 Jack Urban..... 1959
 Tom Urbani..... 1993-96
 John Urrea..... 1977-80
 Lou Ury..... 1903

V

Raul Valdes..... 2011
 Benny Valenzuela..... 1958
 Fernando Valenzuela..... 1997
 Breyvic Valera..... 2017
 Dazzy Vance..... 1933-34
 Bill Van Dyke..... 1892
 John Vann..... 1913
 Jay Van Noy..... 1951
 Andy Van Slyke..... 1983-86
 Emil Verban..... 1944-46
 Dave Veres..... 2000-02
 Johnny Vergez..... 1936
 Drew VerHagen..... 2022
 Ernie Vick..... 1922, 24-26
 Carlos Villanueva..... 2015
 Hector Villanueva..... 1993
 Ron Villone..... 2008
 Fernando Viña..... 2000-03
 Bob Vines..... 1924
 Bill Virdon..... 1955-56
 Jose Vizcaino..... 2006
 Luke Voit..... 2017-18
 Dave Von Ohlen..... 1983-84
 Bill Voss..... 1972
 Pete Vuckovich..... 1978-80

W

Michael Wacha..... 2013-19
 Brandon Waddell..... 2021
 Ben Wade..... 1954
 Leon Wagner..... 1960
 David Wainhouse..... 2000
 Adam Wainwright..... 2005-22
 Jordan Walden..... 2015
 Bill Walker..... 1933-36
 Duane Walker..... 1988
 Harry Walker..... 1940-43,
 46-47, 50-51, 55
 Joe Walker..... 1923
 Larry Walker..... 2004-05
 Roy Walker..... 1921-22
 Tom Walker..... 1976
 Bobby Wallace..... 1899-1901
 1917-18
 Mike Wallace..... 1975-76
 Elliott Waller..... 1980
 Denny Walling..... 1988-90
 Jake Walsh..... 2022
 P.J. Walters..... 2009-11
 Dick Ward..... 1935
 Cy Warmoth..... 1916
 Lon Warneke..... 1937-42
 John Warner..... 1905
 Bill Warwick..... 1925-26
 Carl Warwick. 1961-62, 64-65
 Ray Washburn..... 1961-69
 Gary Waslewski..... 1969
 Steve Waterbury..... 1976
 George Watkins..... 1930-33
 Allen Watson..... 1993-95
 Milt Watson..... 1916-17
 Art Weaver..... 1902-03

Jeff Weaver..... 2006
 Luke Weaver..... 2016-18
 Skeeter Webb..... 1932
 Tyler Webb..... 2018-21
 Herm Wehmeier..... 1956-58
 Bob Weiland..... 1937-40
 Todd Wellemeyer..... 2007-09
 Kip Wells..... 2007
 Perry Werden..... 1892-93
 Bill Werle..... 1952
 Jake Westbrook..... 2010-13
 Wally Westlake..... 1951-52
 Gus Weyhing..... 1900
 Dick Wheeler..... 1918
 Jim Whelan..... 1913
 Pete Whisenant..... 1955
 Lew Whistler..... 1893
 Ade White..... 1937
 Bill White..... 1959-65, 69
 Ernie White..... 1940-43
 Gabe White..... 2005
 Hal White..... 1953-54
 Jerry White..... 1986
 Rick White..... 2002
 Burgess Whitehead. 1933-35
 Mark Whiten..... 1993-1994
 Fred Whitfield..... 1962
 Kodi Whitley..... 2020-22
 Possum Whitted..... 1912-14
 Bob Wicker..... 1901-03
 Floyd Wicker..... 1968
 Chris Widger..... 2003
 Matt Wieters..... 2019-20
 Ty Wigginton..... 2013
 Bill Wight..... 1958
 Fred Wigington..... 1923
 Del Wilber..... 1946-49
 Hoyt Wilhelm..... 1957
 Denney Wiile..... 1911-12
 Rick Wilkins..... 2000
 Ted Wilks..... 1944-51
 Jerome Williams..... 2016
 Jim Williams..... 1966-67
 Justin Williams..... 2020-21
 Otto Williams..... 1902-03
 Stan Williams..... 1971
 Steamboat Williams. 1914, 16
 Woody Williams..... 2001-04
 Howie Williamson..... 1928
 Joe Willis..... 1911-13
 Ron Willis..... 1966-69
 Vic Willis..... 2000-01
 Charlie Wilson.... 1932-33, 35
 Craig Wilson..... 1989-92
 Jimmie Wilson..... 1928-33
 Owen Wilson..... 1914-16
 Preston Wilson..... 2006-07
 Zeke Wilson..... 1899
 Jim Winford..... 1932, 34-37
 Ivy Wingo..... 1911-14
 Randy Winn..... 2010
 Tom Winsett..... 1935
 Patrick Wisdom..... 2018

Rick Wise..... 1972-73
 Corky Withrow..... 1963
 Bobby Witt..... 1998
 Nick Wittgren..... 2022
 Chicken Wolf..... 1892
 Harry Wolter..... 1907
 Tony Womack..... 2004
 Kolten Wong..... 2013-20
 John Wood..... 1896
 Gene Woodburn..... 1911-12
 Hal Woodeshick..... 1965-67
 Jake Woodford..... 2020-22
 Tracy Woodson..... 1992-93
 Frank Woodward..... 1919
 Floyd Woodridge..... 1955
 Mark Worrell..... 2008
 Todd Worrell..... 1985-89, 92
 Red Worthington..... 1934
 Jamey Wright..... 2002
 Mel Wright..... 1954-55

Y

Esteban Yan..... 2003
 Juan Ypez..... 2022
 Stan Yerkes..... 1901-03
 Ray Yochim..... 1948-49
 Babe Young..... 1948
 Bobby Young..... 1948
 Cy Young..... 1899-1900
 Dmitri Young..... 1996-97
 Gerald Young..... 1994
 Joe B. Young..... 1892
 Pep Young..... 1941, 45
 Joel Youngblood..... 1977
 Eddie Yuhas..... 1952-53
 Sal Yvars..... 1953-54

Z

Chris Zachary..... 1971
 Elmer Zacher..... 1910
 George Zackert..... 1911-12
 Dave Zearfoss..... 1904-05
 Todd Zeile..... 1989-95
 Bart Zeller..... 1970
 Eddie Zimmerman..... 1906
 Ed Zmich..... 1910-11



CARDNALES ALL-TIME LATIN PLAYER ROSTER

Colombia

Nabil Crismatt.....2020
 José Quintana.....2022
 Edgar Rentería..... 1999-2004

Cuba

René Arocha..... 1993-95
 Randy Arozarena.....2019
 Ed Bauta..... 1960-63
 Ozzie Canseco..... 1992-93
 Adolis García..... 1970-1971
 Mike Cuellar..... 1964
 Aledmys Díaz..... 2016-17
 Tony Fossas..... 1995-97
 Adolis García.....2018
 Mike Gonzalez..... 1915-18
 Eli Marrero..... 1997-03
 Marty Martínez..... 1972
 Minnie Miñoso..... 1962
 Bill Ortega.....2001
 Johan Oviedo..... 2020-22
 Brayan Peña.....2016
 Rangel Ravelo..... 2019-20
 Cookie Rojas..... 1970
 Diego Seguí..... 1972-73
 Oscar Tuero..... 1918-20
 Raúl Valdés.....2011

Dominican Republic

Gibson Alba..... 1988
 Sandy Alcántara.....2017
 Matty Alou..... 1971-73
 Joaquín Andujar..... 1981-85
 Manny Aybar..... 1997-99
 José Bautista..... 1997
 Miguel Batista.....2011
 Pedro Borbon..... 1980
 Pedro Borbón Jr.....2003
 Génesis Cabrera..... 2019-22
 Ramón Caraballo..... 1995
 Maikel Cleto..... 2011-13
 Alberto Castillo..... 1999
 Cesar Cedeño..... 1985
 Wilson Delgado..... 2002-03
 Octavio Dotel.....2011
 Juan Encarnación..... 2006-07
 Pedro Felíz.....2010
 Junior Fernandez..... 2019-22
 Rafael Furcal..... 2011-12

Luis García.....2021
 Mario Guerrero..... 1975
 Pedro Guerrero..... 1988-92
 Santiago Guzmán..... 1969-72
 Julián Javier..... 1960-71
 José Jiménez..... 1998-99
 Héctor Jiménez..... 2007-08
 Félix José..... 1990-92
 Julio Lugo.....2009
 Manuel Lee..... 1995
 Héctor Luna..... 2004-05
 Víctor Martí..... 2012-2013
 Carlos Martínez..... 2013-2021
 Ted Martínez..... 1975
 Adalberto Mejía.....2019
 Miguel Mejía..... 1996
 Roberto Mejía.....1997
 Sam Mejias..... 1976
 José Oliva..... 1978-81
 Yairo Muñoz..... 2018-19
 Juan Nicasio.....2017
 Abraham Núñez.....2005
 José Oliva.....1995
 Diomedes Olivo..... 1963
 Marcell Ozuna..... 2018-19
 Gerónimo Peña..... 1990-95
 Francisco Peña.....2018
 Tony Peña..... 1987-89
 Timo Pérez.....2006
 Plácido Polanco..... 1998-2001
 Albert Pujols.....2001-11, '22
 Audry Pérez..... 2013-14
 Jhonny Peralta..... 2014-17
 Alberto Reyes..... 2004-05
 Nerio Rodríguez.....2002
 Angel Rondon..... 2021-22
 Alberto Rosario..... 2016-2017
 Rafael Santana..... 1983
 Luis Saturria..... 2000-01
 Magneuris Sierra.....2017
 Elias Sosa..... 1975
 Jorge Sosa.....2006
 Fernando Tatís..... 1998-2000
 Julián Tavárez..... 2004-05
 Óscar Taveras.....2014
 José Uriba..... 1984
 Carlos Villanueva.....2015
 José Vizcaíno.....2006
 Esteban Yan.....2003

Mexico

Juan Acevedo..... 1998-99
 Ruben Amaro.....1958
 Rigo Beltrán..... 1997
 Jesus Cruz.....2020
 Giovanni Gallegos..... 2018-22
 Jaime García..... 2008-16
 Aurelio Lopez..... 1978
 Memo Luna..... 1954
 Vicente Palacios..... 1994-95
 Dennys Reyes..... 2009-10
 Ricardon Rincón..... 2006
 Fernando Salas..... 2010-13
 Benny Valenzuela..... 1958
 Fernando Valenzuela..... 1997

Nicaragua

David Green..... 1981-84

Panama

Einar Díaz.....2005
 Iván Herrera.....2022
 Tom Hughes.....1959
 Edmundo Sosa..... 2018-19, 22
 Rubén Tejada.....2016

Puerto Rico

Juan Agosto..... 1991
 Luis Alicea..... 1988, 92-94
 Luis Alvarado..... 1974
 Luis Arroyo..... 1955
 Benny Ayala..... 1977
 Carlos Beltrán..... 2012-13
 Kiko Calero..... 2003-04
 Orlando Cepeda..... 1966-68
 Héctor Cruz..... 1973-77
 Iván Cruz.....2002
 José Cruz..... 1970-74
 Tommy Cruz.....1973
 Iván de Jesus..... 1985
 Luis DeLeón..... 1981
 Julio González..... 1981-82
 Julio Gotay..... 1960-62
 Sixto Lezcano..... 1981
 Felipe López.....2008
 Luis Melendez..... 1970-76
 Yadier Molina..... 2004-22
 Jerry Morales..... 1978
 Ed Olivares..... 1960-61

Omar Olivares..... 1990-94
 José Oquendo..... 1986-95
 Orlando Peña..... 1973
 Mike Pérez..... 1990-94
 Joel Piñeiro..... 2007-09
 Milt Ramírez..... 1970-71
 Jorge Roque.....1970-72
 José Rodríguez..... 2000-02
 J.C. Romero.....2012
 Orlando Sanchez..... 1981-83
 Hector Villanueva.....1993

Spain

Al Cabrera..... 1913

Venezuela

Miguel Cairo..... 2001-03, 07
 Roger Cedeño..... 2004-05
 Víctor Davalillo..... 1969-70
 Andrés Galarraga..... 1992
 Carlos Hernández.....2000
 Cesar Izturis.....2008
 Fred Manrique.....1986
 José Martínez..... 2016-19
 Edward Mujica..... 2012-13
 Luis Ordez..... 1997-99
 Jorge Rondon.....2014
 José Rondón.....2021
 Ali Sánchez.....2021
 Eduardo Sánchez..... 2011-12
 Ricardo Sánchez.....2020
 Miguel Socolovich..... 2015-17
 Breyvic Valera.....2017



Coca-Cola

Real Magic™

© 2023 The Coca-Cola Company.

Coca-Cola®

Real Magic™



